



TECHNICAL 020EN **ekinex**



.....

# INTRODUCTION

.....

|                             |    |
|-----------------------------|----|
| The Company                 | 07 |
| The automation of buildings | 09 |
| The KNX standard            | 10 |
| The advantages              | 12 |
| The Ekinex® devices         | 15 |



|                     |                       |                       |             |             |       |           |                   |                       |               |                     |
|---------------------|-----------------------|-----------------------|-------------|-------------|-------|-----------|-------------------|-----------------------|---------------|---------------------|
| <b>03</b>           | 18                    | 179                   | 239         | 241         | 251   | 255       | 261               | 271                   | 273           | 278                 |
| <b>Introduction</b> | Wall-mounting devices | Rail-mounting devices | Accessories | Supervision | Tools | Sales kit | Technical section | General terms of sale | Index (codes) | Index (description) |



## We believe

**in technology that makes life easier.**

We develop devices that make everyday gestures easier.

Our scenario is the whole world.

## We want

**to combine technology and design.**

To give life to something unique that combines

two seemingly distant worlds.



|                     |                       |                       |             |             |       |           |                   |                       |               |                     |
|---------------------|-----------------------|-----------------------|-------------|-------------|-------|-----------|-------------------|-----------------------|---------------|---------------------|
| <b>03</b>           | 18                    | 179                   | 239         | 241         | 251   | 255       | 261               | 271                   | 273           | 278                 |
| <b>Introduction</b> | Wall-mounting devices | Rail-mounting devices | Accessories | Supervision | Tools | Sales kit | Technical section | General terms of sale | Index (codes) | Index (description) |




## The Company

### Technology meets design.

We offer a form without ever leaving aside its content. We present a product with a strong technological content which is also cutting edge from an aesthetic point of view. Design becomes the driving force behind technology, the key to opening our doors to the world of smart homes. We use the potential of the KNX system to guarantee high quality standards for a project we have called Ekinex®.

### Our devices are developed and manufactured in Italy.

Ekinex® has created a line of objects that encloses the essence of the Made in Italy: design, attention to detail, technological innovation and advancement. Designed for a global market, Ekinex® products are an expression of the new Italian tradition, which combines the attention of craftsmanship in the creation of the product to high technological levels. Ekinex® supports the idea of a design that is not just an aesthetic exercise, but one that understands, as fundamental factors, ease of use, immediate understanding of the function and the balanced and intelligent application of technology.







## The automation of buildings

**Ekinex® is an intelligent system for controlling homes and buildings, developed in accordance with the open KNX standard.** Having an Ekinex® system means **to increase comfort and safety, reduce energy consumption and raise the long-term value of a building** using products characterized by fine aesthetics and a great simplicity of use.

**Setting up an Ekinex® system is easy:** a signal network is arranged at project level, reaching all those areas where commands, sensors or loads to be system-controlled are expected. The arrangement, achieved by means of a simple signal cable, represents an authentic network for the exchange of information between Ekinex® devices.

The scalability, typical of Ekinex® building control systems, even allows to start off with a basic equipment, both in terms of functions and devices, which may be extended at a later stage, depending on individual requirements, the location's infill and economic availability. **The investment is quickly paid back, and is protected in time.** Thanks to the native openness and interoperability of the KNX standard, the system can even integrate functions that may not be available within the Ekinex® range of products.



## The KNX standard

Great developments in the field of home and building automation were made possible especially thanks to an open, modular and interoperable standard like KNX. This innovative standard was born from the merging of three European systems (EIB, BatiBUS and EHS), developed and brought to the market in the early 90's. The diffusion of the system was facilitated by an intense work of cooperation at normative level in the standard committee at European level. For this reason, too, **KNX is a standard characterized by a total conformity with norm EN 50090** on electronic systems for the control of homes and buildings (HBES, Home and Building Electronic Systems).

The twenty-year presence on the market of this standard offers the best guarantee in terms of reliability and consolidation of the technology used. The openness of the standard and that of the KNX Association, on the other hand, ensure availability of products in the long run and a constant development, both in terms of technology and offering of products, functions and applications.

The vitality of KNX proposals is witnessed by the sustained expansion of the association, seeing the entry of manufacturers, coming from many different areas, and from the tens of thousands of technicians who chose it to specialize in the field of building automation.

**Achievable savings with the adoption of the KNX system for Home & Building control:**

**40% over shutters control**

**50% over individual ambient control**

**60% over ambient lighting control**

**60% over ventilation control**




**500** MEMBERS  
**30** YEARS OF EXPERIENCE  
**45** NATIONAL GROUPS  
**8000** PRODUCTS  
**93000** PARTNERS IN 190 COUNTRIES  
**515** TRAINING CENTRES IN 73 COUNTRIES

**For customers, the variety and availability of KNX products has no comparison in other technological areas**, and the system openness translates into the highest free choice, thereby avoiding the disadvantageous dependence of having to buy from a single supplier. Thanks to the modularity of the system, a project can be extended in time, starting with a basic configuration and adding more functions later. **The native interoperability of KNX products is fundamental to technicians**, as it allows to design a system by always choosing the most suitable technical options, reducing compromise and ties caused by isolated systems which do not converse with one another. **Moreover, the system offers new professional opportunities to designers and system integrators, making it possible to receive a consistent and high-level technical training and become certified KNX Partners.**



The KNX standard is entirely compliant with norm EN 50090 on HBES (Home and Building Electronic Systems) systems)




## The advantages

Design, realize and use a home & building control plant with the KNX system has many advantages.

### Designer

- Compliant, open, interoperable system
- Can be used in all types of buildings, from small residential to large service industry ones
- Devices, from over 300 manufacturers, communicating between each other in native mode
- Constant expansion of available functions and applications
- System design by means of standard software (ETS), manufacturer-independent
- Easy realization of commands, controls, supervisions and displays
- Wide availability of complex logic
- Interfacing towards numerous other systems, protocols and standards
- Simple logic connections between functions and devices
- Large choice of device parametrizing options based on single requirements
- Reduction of building's fire load
- Certified training, standardized and available worldwide



### Installer

- Reduced device assembly and cabling times
- Unique, fast connection system (cable and bus terminal block) for all manufactures
- High quality and reliability of products (consolidated system)
- Configuration and service commissioning by means of standard, manufacturer-independent software (ETS)
- Speed and flexibility in the expansion and the modification of use
- Remote access for maintenance and diagnosis interventions
- Reduction of cables needed for command, control and distribution circuits
- Certified training, standardized and available worldwide
- Opportunities for professional advancements
- Access to the world of innovative systems

### User

- Large choice of products
- High comfort, great operation safety
- More information, verification of own consumption habits
- Coordinated working of all building systems
- Multifunctional deployment of several devices
- System scalability and modularity
- Easy upgrading, without needing interventions on cabling nor masonry works
- Independence from single manufacturer
- More efficient building energy class (as per EN 15232)
- Easy system adaptations in case of changing needs
- Time-protected investment (open system)
- Building increase in value





## The Ekinex<sup>®</sup> devices

**The range of Ekinex<sup>®</sup> KNX devices includes system devices, devices dedicated to single application functions and accessories.** System devices allow basic operation of the bus system, while the devices dedicated to single application functions are developed specifically to execute the command, control and/or monitoring the technical systems in the building, like lighting, heating or shading.

They include switching, control and display units, sensors and actuators, etc. **Each device is fitted internally with a communication module linking to the KNX bus.** All devices are realized in multiple mounting versions (protruding or recessed walls, electric cabinets or panels on DIN rails as per EN 60715) in accordance with their destination of use and with the main installation modality. The KNX certification guarantees the interoperability among the devices of different KNX manufacturers. The entire procedure is disciplined by the certification system developed by the KNX Association and is based on conformity tests carried out by third-party laboratories. The tests verify that the devices support the KNX protocol and that any information is coded in accordance with KNX specifications

**The presence of a KNX trademark on Ekinex<sup>®</sup> devices is a guarantee for the customer:**

- **Ekinex<sup>®</sup> respects the quality management system in accordance with ISO 9001;**
- **The devices are compliant with the European norm EN 50090-2-2, concerning fundamental aspects like electromagnetic compatibility, electrical safety and environmental conditions of use;**
- **They comply with indications in volumes 3 and 6 of KNX specifications;**
- **They comply with KNX interoperability requirements concerning standardized data type and functional blocks.**





# WALL-MOUNTING DEVICES

|                                      |            |
|--------------------------------------|------------|
| <b>20venti series</b>                | <b>19</b>  |
| Pushbuttons                          | 31         |
| <b>FF series</b>                     | <b>41</b>  |
| Pushbuttons                          | 55         |
| Room thermostats                     | 63         |
| Touch&See displays                   | 71         |
| <b>Sensors</b>                       | <b>75</b>  |
| Movement sensor                      | 76         |
| Presence sensor                      | 77         |
| <b>71 series</b>                     | <b>81</b>  |
| Pushbuttons                          | 95         |
| Room thermostats                     | 103        |
| Multisensors                         | 106        |
| <b>Access control</b>                | <b>111</b> |
| Card reader                          | 112        |
| Card holder                          | 113        |
| Cards programmer and accédo software | 114        |
| Tosibox®                             | 116        |
| Rockers                              | 118        |
| Sockets                              | 125        |
| Plates and frames                    | 131        |
| Colour solutions                     | 153        |
| Fenix NTM®                           | 154        |
| Orders and symbols                   | 155        |



**20**  
VENTI

WALL-MOUNTING DEVICES

SERIES

|         |    |
|---------|----|
| Deep    | 22 |
| Surface | 24 |







## 20venti - Deep

WALL-MOUNTING DEVICES - 20VENTI SERIES

**Intuition, flexibility and continuous growth.** 20venti series in its Deep version represents an evolution of the compact and essential design of 71 series, enriched with new features that facilitate the recognition of functions from the first use. The materials used are plastic, metal and the nanotechnological Fenix NTM®.

### Available colour solutions

|         |                   | Deep | Surface |
|---------|-------------------|------|---------|
| Plate   | <b>Plastic</b>    | •    | -       |
|         | <b>Metal</b>      | •    | •       |
|         | <b>Fenix NTM®</b> | •    | •       |
| Rockers | <b>Plastic</b>    | •    | •       |

For more information see page 153



87 x 87 x 9 mm




87 x 87 x 9 mm



87 x 87 x 9 mm



87 x 87 x 9 mm




30 x 60 mm  
45 x 45 mm  
55 x 55 mm  
60 x 60 mm

87 x 87 x 9 mm




68 x 45 mm  
60 x 60 mm

128 x 87 x 9 mm




45 x 45 mm  
55 x 55 mm  
60 x 60 mm

158 x 87 x 9 mm



55 x 55 mm  
60 x 60 mm

229 x 87 x 9 mm  
3 windows 55 x 55 x 55 mm or 3 windows 60 x 60 x 60 mm



## 20venti - Surface

WALL-MOUNTING DEVICES - 20VENTI SERIES


**Essentiality and functionality in a single product.** 20venti series in its Surface version represents an evolution of the compact and essential design of 71 series but is enriched with new features that make it easier to recognize the functions of the keyboard from the first use. KNX technology combined with a range of metal and Fenix NTM® finishes make the Surface 20venti series a contemporary proposal that finds its place in home, office and hotel settings.

### Available colour solutions

|         |                   | Deep | Surface |
|---------|-------------------|------|---------|
| Plate   | <b>Plastic</b>    | •    | -       |
|         | <b>Metal</b>      | •    | •       |
|         | <b>Fenix NTM®</b> | •    | •       |
| Rockers | <b>Plastic</b>    | •    | •       |

For more information see page 153





98 x 98 x 3 mm



98 x 98 x 3 mm



98 x 98 x 3 mm




98 x 98 x 3 mm



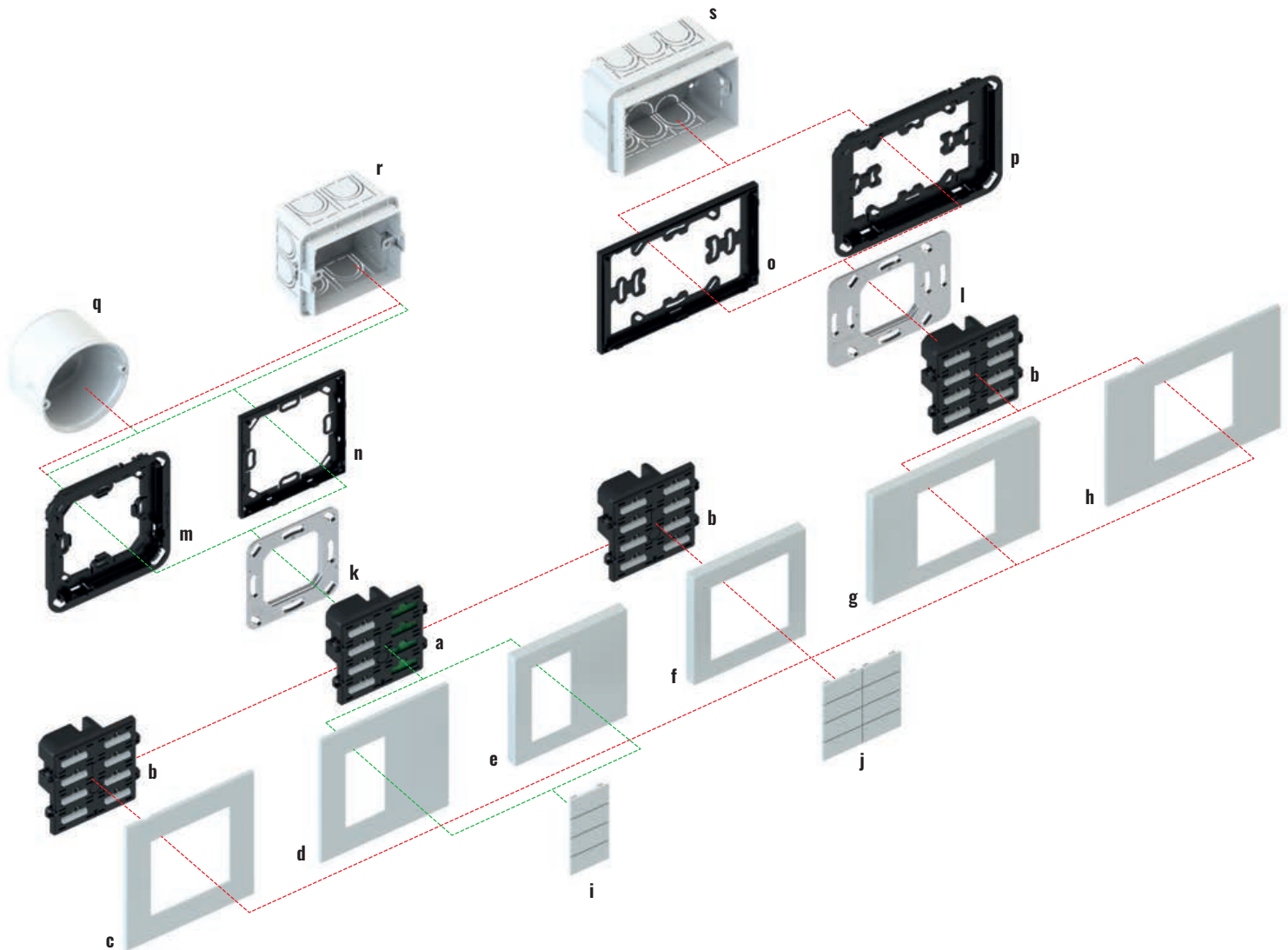
98 x 98 x 3 mm



133 x 98 x 3 mm



168 x 98 x 3 mm

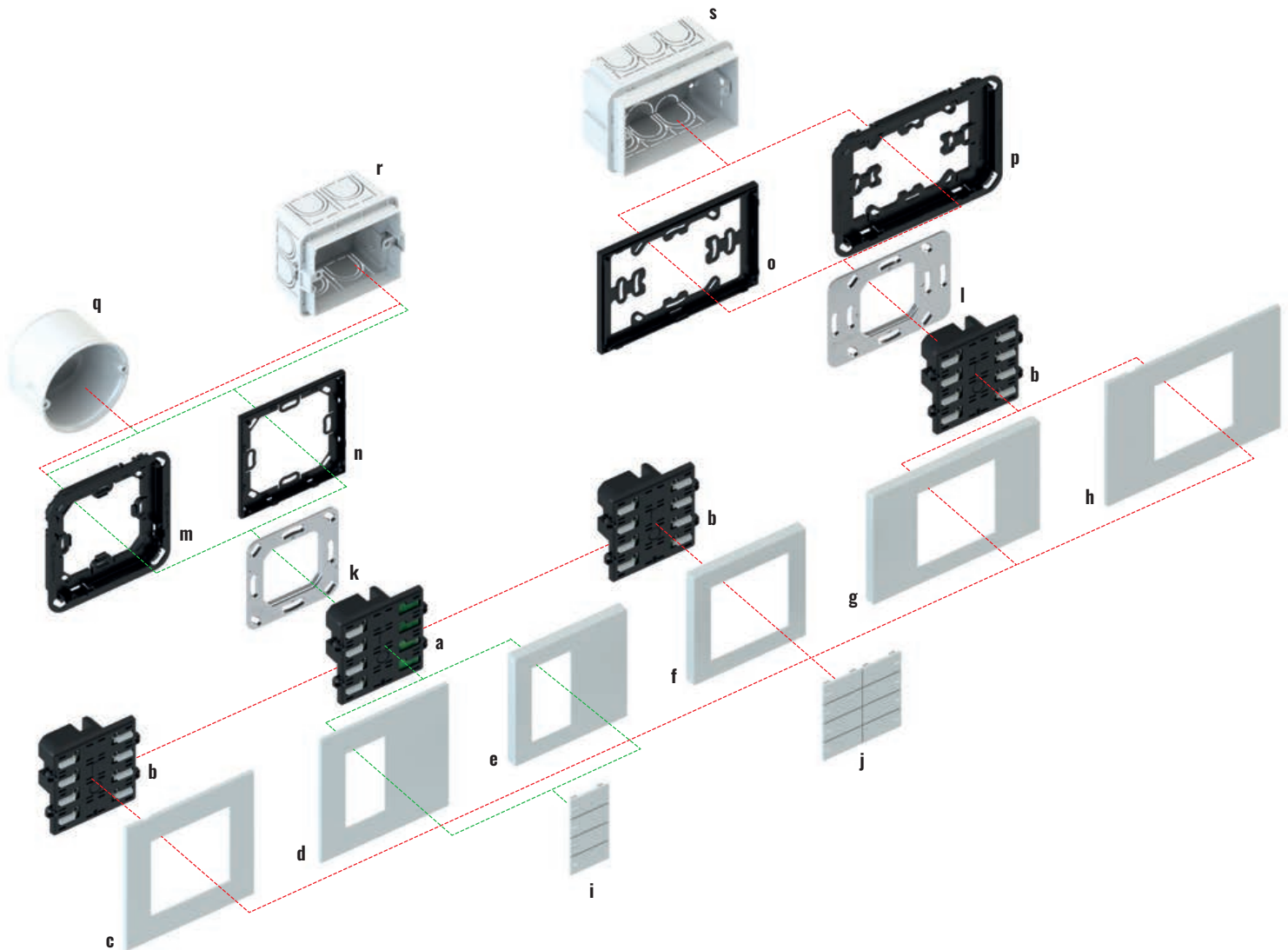


**Pushbuttons 20venti series with backlit text/symbols and proximity sensor (4/8 rockers)**

| Description   | Code            | Page |
|---|-----------------|------|
| <b>a)</b> Pushbuttons 20venti series with backlit text/symbols and proximity sensor 4 rockers | EK-E20-TP-4TS-P | 32   |
| <b>b)</b> Pushbuttons 20venti series with backlit text/symbols and proximity sensor 8 rockers | EK-E20-TP-8T-P  | 33   |
| <b>c)</b> Square plate Surface series (60 x 60 mm window)                                     | EK-SQS-...      | 141  |
| <b>d)</b> Square plate Surface series (30 x 60 mm window)                                     | EK-SQT-...      | 141  |
| <b>e)</b> Square plate Deep series (30 x 60 mm window)  | EK-DQT-...      | 137  |
| <b>f)</b> Square plate Deep series (60 x 60 mm window)  | EK-DQS-...      | 137  |
| <b>g)</b> Rectangular plate Deep series (60 x 60 mm window)                                   | EK-DRS-...      | 138  |
| <b>h)</b> Rectangular plate Surface series (60 x 60 mm window)                                | EK-SRS-...      | 142  |
| <b>i)</b> Rectangular rockers (4 pcs)   | EK-T4R-20-BT... | 118  |

| Description   | Code                     | Page    |
|---|--------------------------|---------|
| <b>j)</b> Rectangular rockers (8 pcs)                       | EK-T4R-20-BT...          | 118     |
| <b>k)</b> Metal mounting support                            | EK-SMQ-71                | 151     |
| <b>l)</b> Metal mounting support with adapter**             | EK-SMR-71                | 151     |
| <b>m)</b> Adapter for square Surface plate                  | EK-TAS-Q-...-NF          | 141     |
| <b>n)</b> Adapter for square plate 'NF and Deep series      | EK-TAQ-...-NF            | 134-137 |
| <b>o)</b> Adapter for rectangular plate 'NF and Deep series | EK-TAR-...-NF            | 135-139 |
| <b>p)</b> Adapter for Surface rectangular plate             | EK-TAS-R-...             | 142     |
| <b>q)</b> Round flush-mounting box                          | not delivered by Ekinex® | -       |
| <b>r)</b> Square flush-mounting box                         | not delivered by Ekinex® | -       |
| <b>s)</b> Rectangular flush-mounting box (3 modules)        | not delivered by Ekinex® | -       |

\*\*): Included with the purchase of the related 20venti series pushbutton

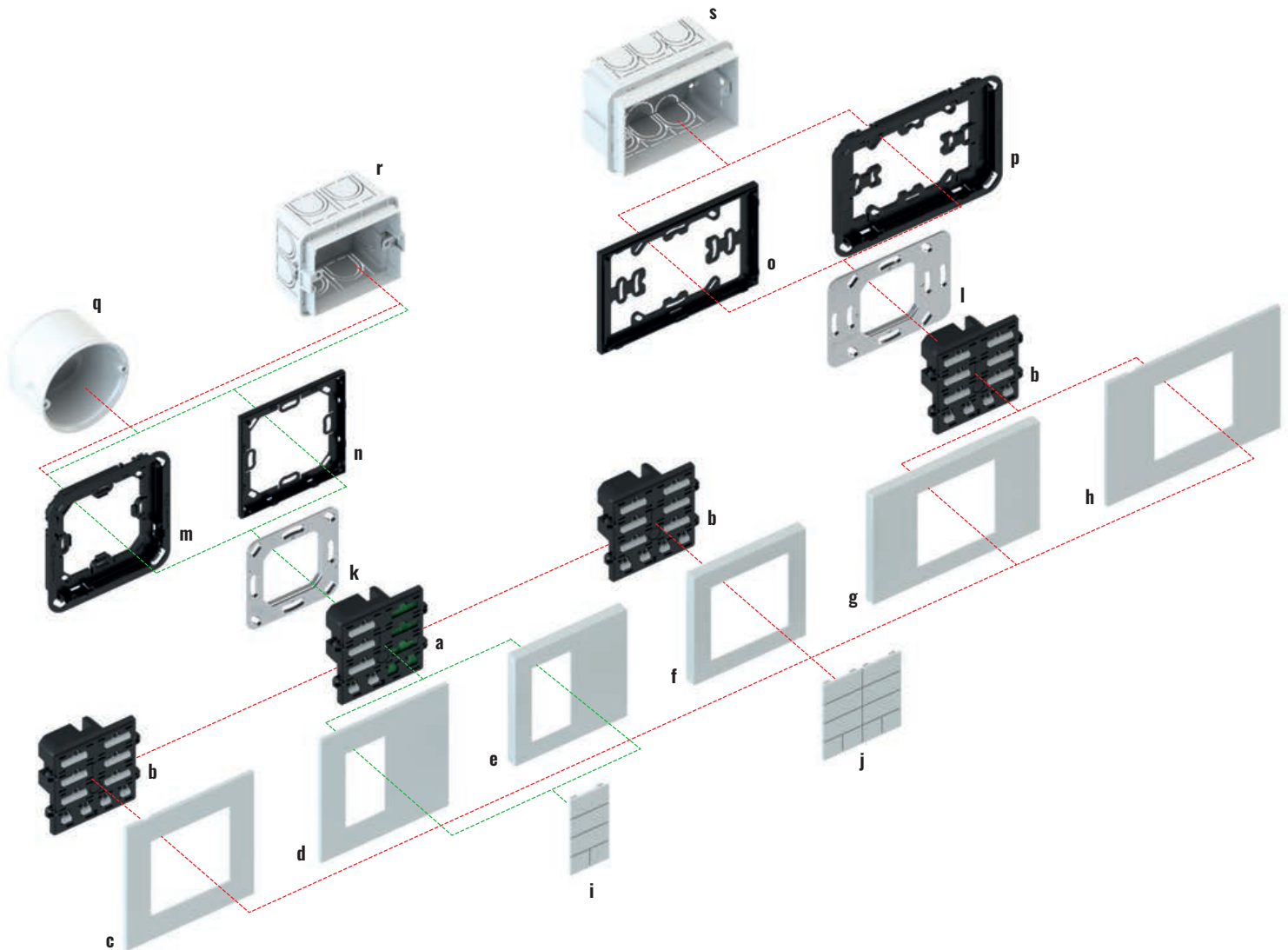


#### Pushbuttons 20venti series with led (4/8 rockers)

| Description   | Code            | Page |
|---|-----------------|------|
| a) Pushbuttons 20venti series with led 4 rockers        | EK-E20-TP-4LS   | 34   |
| b) Pushbuttons 20venti series with led 8 rockers        | EK-E20-TP-8L    | 35   |
| c) Square plate Surface series (60 x 60 mm window)      | EK-SQS-...      | 141  |
| d) Square plate Surface series (30 x 60 mm window)      | EK-SQT-...      | 141  |
| e) Square plate Deep series (30 x 60 mm window)         | EK-DQT-...      | 137  |
| f) Square plate Deep series (60 x 60 mm window)         | EK-DQS-...      | 137  |
| g) Rectangular plate Deep series (60 x 60 mm window)    | EK-DRS-...      | 138  |
| h) Rectangular plate Surface series (60 x 60 mm window) | EK-SRS-...      | 142  |
| i) Rectangular rockers (4 pcs)                          | EK-T4R-20-BL... | 118  |

| Description  | Code                     | Page    |
|--|--------------------------|---------|
| j) Rectangular rockers (8 pcs)                       | EK-T4R-20-BL...          | 118     |
| k) Metal mounting support                            | EK-SMQ-71                | 151     |
| l) Metal mounting support with adapter**             | EK-SMR-71                | 151     |
| m) Adapter for square Surface plate                  | EK-TAS-Q-...-NF          | 141     |
| n) Adapter for square plate 'NF and Deep series      | EK-TAQ-...-NF            | 134-137 |
| o) Adapter for rectangular plate 'NF and Deep series | EK-TAR-...-NF            | 135-139 |
| p) Adapter for Surface rectangular plate             | EK-TAS-R-...             | 142     |
| q) Round flush-mounting box                          | not delivered by Ekinex® | -       |
| r) Square flush-mounting box                         | not delivered by Ekinex® | -       |
| s) Rectangular flush-mounting box (3 modules)        | not delivered by Ekinex® | -       |

\*\*\*) Included with the purchase of the related 20venti series pushbutton

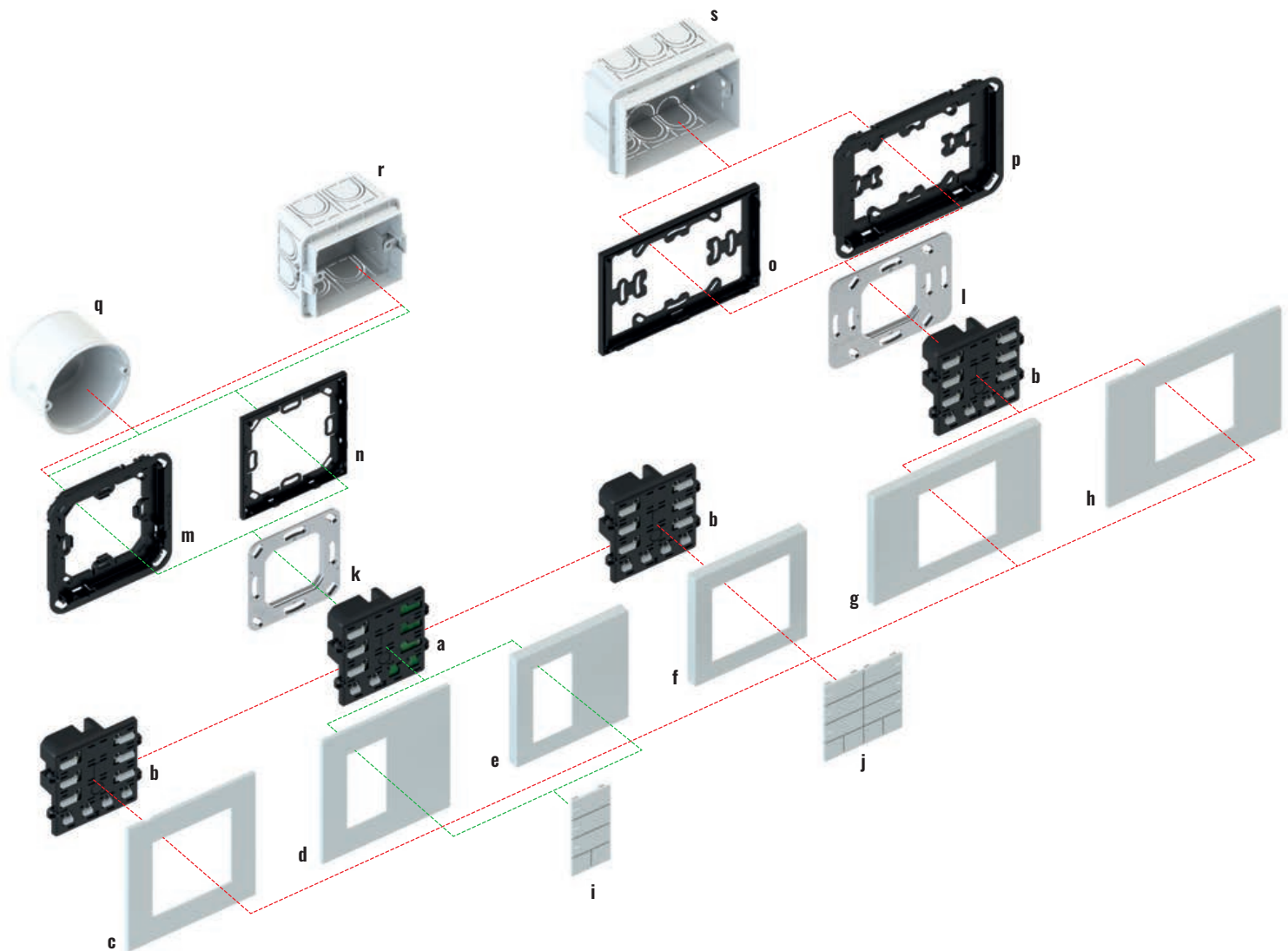


**Pushbuttons 20venti series with backlit text/symbols and proximity sensor (5/10 rockers)**

| Description  | Code                               | Page |
|--|------------------------------------|------|
| <b>a)</b> Pushbuttons 20venti series with backlit text/symbols and proximity sensor 5 rockers  | EK-E20-TP-5TS-P                    | 36   |
| <b>b)</b> Pushbuttons 20venti series with backlit text/symbols and proximity sensor 10 rockers | EK-E20-TP-10T-P                    | 37   |
| <b>c)</b> Square plate Surface series (60 x 60 mm window)                                      | EK-SQS-...                         | 141  |
| <b>d)</b> Square plate Surface series (30 x 60 mm window)                                      | EK-SQT-...                         | 141  |
| <b>e)</b> Square plate Deep series (30 x 60 mm window)   | EK-DQT-...                         | 137  |
| <b>f)</b> Square plate Deep series (60 x 60 mm window)   | EK-DQS-...                         | 137  |
| <b>g)</b> Rectangular plate Deep series (60 x 60 mm window)                                    | EK-DRS-...                         | 138  |
| <b>h)</b> Rectangular plate Surface series (60 x 60 mm window)                                 | EK-SRS-...                         | 142  |
| <b>i)</b> Rectangular rockers (3 pcs)<br>Square rockers (2 pcs)                                | EK-T4R-20-BT...<br>EK-T2Q-20-BT... | 118  |

| Description   | Code                               | Page    |
|---|------------------------------------|---------|
| <b>i)</b> Rectangular rockers (6 pcs)<br>Square rockers (4 pcs) | EK-T4R-20-BT...<br>EK-T2Q-20-BT... | 118     |
| <b>k)</b> Metal mounting support                                | EK-SMQ-71                          | 151     |
| <b>l)</b> Metal mounting support with adapter**                 | EK-SMR-71                          | 151     |
| <b>m)</b> Adapter for square Surface plate                      | EK-TAS-Q-...-NF                    | 141     |
| <b>n)</b> Adapter for square plate 'NF and Deep series          | EK-TAQ-...-NF                      | 134-137 |
| <b>o)</b> Adapter for rectangular plate 'NF and Deep series     | EK-TAR-...-NF                      | 135-139 |
| <b>p)</b> Adapter for Surface rectangular plate                 | EK-TAS-R-...                       | 142     |
| <b>q)</b> Round flush-mounting box                              | not delivered by Ekinex®           | -       |
| <b>r)</b> Square flush-mounting box                             | not delivered by Ekinex®           | -       |
| <b>s)</b> Rectangular flush-mounting box (3 modules)            | not delivered by Ekinex®           | -       |

\*\*\*) Included with the purchase of the related 20venti series pushbutton



#### Pushbuttons 20venti series with led (5/10 rockers)

| Description  | Code                               | Page |
|--|------------------------------------|------|
| a) Pushbuttons 20venti series with led 5 rockers         | EK-E20-TP-5LS                      | 38   |
| b) Pushbuttons 20venti series with led 10 rockers        | EK-E20-TP-10L                      | 39   |
| c) Square plate Surface series (60 x 60 mm window)       | EK-SQS-...                         | 141  |
| d) Square plate Surface series (30 x 60 mm window)       | EK-SQT-...                         | 141  |
| e) Square plate Deep series (30 x 60 mm window)          | EK-DQT-...                         | 137  |
| f) Square plate Deep series (60 x 60 mm window)          | EK-DQS-...                         | 137  |
| g) Rectangular plate Deep series (60 x 60 mm window)     | EK-DRS-...                         | 138  |
| h) Rectangular plate Surface series (60 x 60 mm window)  | EK-SRS-...                         | 142  |
| i) Rectangular rockers (3 pcs)<br>Square rockers (2 pcs) | EK-T4R-20-BL...<br>EK-T2Q-20-BT... | 118  |

| Description  | Code                               | Page    |
|--|------------------------------------|---------|
| i) Rectangular rockers (6 pcs)<br>Square rockers (4 pcs) | EK-T4R-20-BL...<br>EK-T2Q-20-BT... | 118     |
| k) Metal mounting support                                | EK-SMQ-71                          | 151     |
| l) Metal mounting support with adapter**                 | EK-SMR-71                          | 151     |
| m) Adapter for square Surface plate                      | EK-TAS-Q-...-NF                    | 141     |
| n) Adapter for square plate 'NF and Deep series          | EK-TAQ-...-NF                      | 134-137 |
| o) Adapter for rectangular plate 'NF and Deep series     | EK-TAR-...-NF                      | 135-139 |
| p) Adapter for Surface rectangular plate                 | EK-TAS-R-...                       | 142     |
| q) Round flush-mounting box                              | not delivered by Ekinex®           | -       |
| r) Square flush-mounting box                             | not delivered by Ekinex®           | -       |
| s) Rectangular flush-mounting box (3 modules)            | not delivered by Ekinex®           | -       |

\*\*\*) Included with the purchase of the related 20venti series pushbutton



## Pushbuttons - 20venti series

WALL-MOUNTING DEVICES




**A wider range of combinations and features.**  
The 20venti series pushbuttons are available on Deep and Surface plates with 4 or 8 rockers modularity and built-in RGB LEDs to create any colour shade. Buttons with 5 or 10 rockers modularity are also available for dimming lights or managing shutters.

The Ekinex® 20venti pushbuttons' series controls offer the possibility of numerous variants to meet the most diverse requirements. The basis is represented by the pushbutton that contains a KNX communication module inside. The EK-E20-TP-... (a, b) is suitable both for mounting on a round (q) or square (r) wall-mounting box with fixing holes with 60 mm centre distance, and for mounting (b) on a 3-place Italian standard (s) rectangular wall-mounting box with fixing holes with 83.5 mm centre distance. Each pushbutton is supplied with a metal mounting bracket (k, l) which, if necessary, can also be ordered separately; a plastic adapter and a bus line connection terminal complete the supply.

The button must be completed with the buttons and a plate from the Deep or Surface series (c, d, e, f, g, h). The buttons are available in rectangular shape (i, j), in plastic material. The button has integrated RGB LEDs that can be freely programmed: for example, for status indication or as a night orientation light. The device also offers the function of a room thermostat, thanks to the integrated temperature sensor. The integrated proximity sensor (optional in the LED version) ensures maximum readability when using the push-button panel and allows visual comfort during the night.

The devices are configured and commissioned using the ETS® software; the relevant application programs can be downloaded from [www.ekinex.com](http://www.ekinex.com).





## 4/8-fold pushbutton with backlit text/symbols and proximity sensor - 20venti series

WALL-MOUNTING DEVICES

### Description

The Ekinex® 20venti series 4/8-fold pushbutton is used for on/off control of utility devices, dimming of luminaires, control of motorized drives for roller shutters or other programmable control functions. Thanks to the integrated temperature sensor, the button can act as a temperature controller for a room or zone. RGB LED for each rocker. The switch has an integrated KNX bus communication module and is designed for installation in a flush-mounted wall box.

### Main features

- 4/8 fold version (possibility to configure up to 4 or 8 independent functions)
- RGB LED for each freely programmable rocker
- Integrated temperature sensor
- Integrated proximity sensor
- Room thermostat function
- Plastic casing
- Connection to bus line with KNX terminal block
- Wall-mounting installation on round or square wall box
- IP20 protection degree (installed)

### Technical data

- 30 Vdc power supply by KNX bus

### Products included

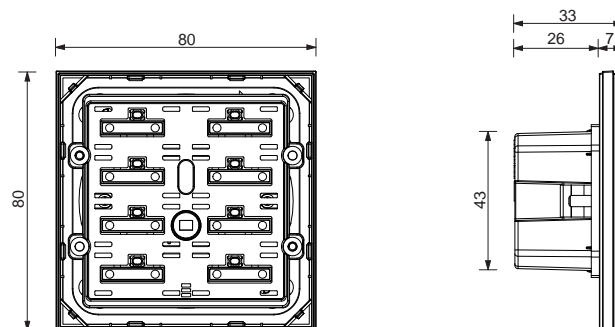
Delivery includes a terminal block for connection to the bus, a metal support for installation onto round or square mounting box (fixing holes 60 mm apart), a plastic adapter and two pairs of fixing screws.

### Accessories

The following accessories are available to be ordered separately:

- 4 or 8 rectangular 30 x 15 mm plastic rockers with or without backlit text/symbol (page 118)
- square plate of the Deep and Surface series with 30 x 60 mm or 60 x 60 mm window (page 137, 141)

### Dimensions [mm]



### Order information

| Code            | LED colours | Mounting      | Rockers                           |
|-----------------|-------------|---------------|-----------------------------------|
| EK-E20-TP-4TS-P | RGB         | without frame | 4 left with backlit text/symbols  |
| EK-E20-TP-4TD-P | RGB         | without frame | 4 right with backlit text/symbols |
| EK-E20-TP-8T-P  | RGB         | without frame | 8 with backlit text/symbols       |



### Configuration and commissioning

By means of ETS4 2.0 software (or later versions)  
Application program: **APEKE20TP##.knxprod**  
(## = version, download from [www.ekinex.com](http://www.ekinex.com))




### Documentation

For more information, see the **STEKE20TP\_EN.pdf**,  
technical sheet available for download from [www.ekinex.com](http://www.ekinex.com)







## 8-fold pushbutton with backlit text/symbols and proximity sensor for rectangular wall-box - 20venti series

WALL-MOUNTING DEVICES

### Description

The Ekinex® 20venti series 8-fold pushbutton is used for on/off control of utility devices, dimming of luminaires, control of motorized drives for roller shutters or other programmable control functions. Thanks to the integrated temperature sensor, the button can act as a temperature controller for a room or zone. RGB LED for each rocker. The switch has an integrated KNX bus communication module and is designed for installation in a flush-mounted wall box.

### Main features

- 8 fold version (possibility to configure up to 8 independent functions)
- RGB LED for each freely programmable rocker
- Integrated temperature sensor
- Integrated proximity sensor
- Room thermostat function
- Plastic casing
- Connection to bus line with KNX terminal block
- Wall-mounting installation on round, square or rectangular wall box
- IP20 protection degree (installed)

### Technical data

- 30 Vdc power supply by KNX bus

### Products included

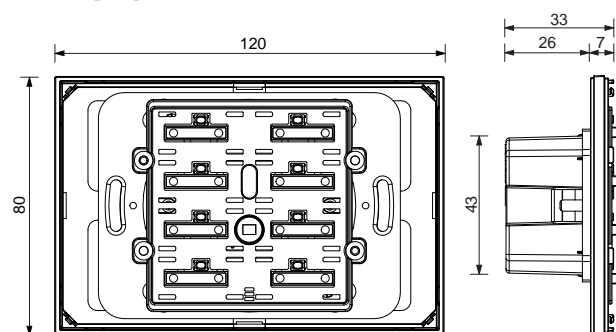
Delivery includes a terminal block for connection to the bus, a metal support for installation onto round or square (fixing holes 60 mm apart) or rectangular 3 seater mounting box according to the Italian installation standard provided (fixing holes 83,5 mm apart), a rectangular adapter and two pairs of fixing screws.

### Accessories

The following accessories are available to be ordered separately:

- 8 rectangular 30 x 15 mm plastic rockers with or without backlit text/symbol (page 118)
- square plate of the Deep and Surface series with 60 x 60 mm window (page 138, 142)

### Dimensions [mm]



### Order information

| Code             | LED colours | Mounting      | Rockers                     |
|------------------|-------------|---------------|-----------------------------|
| EK-E20-TP-8T-P-R | RGB         | without frame | 8 with backlit text/symbols |



### Configuration and commissioning


By means of ETS4 2.0 software (or later versions)  
Application program: **APEKE20TP##.knxprod**  
(## = version, download from [www.ekinex.com](http://www.ekinex.com))



### Documentation

For more information, see the **STEKE20TP\_EN.pdf**, technical sheet available for download from [www.ekinex.com](http://www.ekinex.com)





# 4/8-fold pushbutton with led 20venti series

WALL-MOUNTING DEVICES

### Description

The Ekinex® 20venti series 4/8-fold pushbutton is used for on/off control of utility devices, dimming of luminaires, control of motorized drives for roller shutters or other programmable control functions. Thanks to the integrated temperature sensor, the button can act as a temperature controller for a room or zone. RGB LED for each rocker. The switch has an integrated KNX bus communication module and is designed for installation in a flush-mounted wall box.

### Main features

- 4/8 fold version (possibility to configure up to 4 or 8 independent functions)
- RGB LED for each freely programmable rocker
- Integrated temperature sensor
- Room thermostat function
- Plastic casing
- Connection to bus line with KNX terminal block
- Wall-mounting installation on round or square wall box
- IP20 protection degree (installed)

### Technical data

- 30 Vdc power supply by KNX bus

### Products included

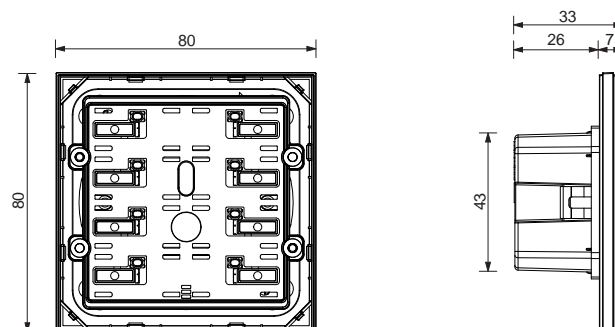
Delivery includes a terminal block for connection to the bus, a metal support for installation onto round or square mounting box (fixing holes 60 mm apart), a plastic adapter and two pairs of fixing screws.

### Accessories

The following accessories are available to be ordered separately:

- 4 or 8 rectangular 30 x 15 mm plastic rockers with or without backlit led (page 118)
- square plate of the Deep and Surface series with 30 x 60 mm or 60 x 60 mm window (page 137, 141)

### Dimensions [mm]



### Order information

| Code          | LED colours | Mounting      | Rockers          |
|---------------|-------------|---------------|------------------|
| EK-E20-TP-4LS | RGB         | without frame | 4 left with led  |
| EK-E20-TP-4LD | RGB         | without frame | 4 right with led |
| EK-E20-TP-8L  | RGB         | without frame | 8 with led       |



### Configuration and commissioning


By means of ETS4 2.0 software (or later versions)  
Application program: **APEKE20TP##.knxprod**  
(## = version, download from [www.ekinex.com](http://www.ekinex.com))



### Documentation

For more information, see the **STEKE20TP\_EN.pdf**,  
technical sheet available for download from [www.ekinex.com](http://www.ekinex.com)





## 8-fold pushbutton with led for rectangular wall-box 20venti series

WALL-MOUNTING DEVICES

### Description

The Ekinex® 20venti series 8-fold pushbutton is used for on/off control of utility devices, dimming of luminaires, control of motorized drives for roller shutters or other programmable control functions. Thanks to the integrated temperature sensor, the button can act as a temperature controller for a room or zone. RGB LED for each rocker. The switch has an integrated KNX bus communication module and is designed for installation in a flush-mounted wall box.

### Main features

- 8 fold version (possibility to configure up to 8 independent functions)
- RGB LED for each freely programmable rocker
- Integrated temperature sensor
- Room thermostat function
- Plastic casing
- Connection to bus line with KNX terminal block
- Wall-mounting installation on round, square or rectangular wall box
- IP20 protection degree (installed)

### Technical data

- 30 Vdc power supply by KNX bus

### Products included

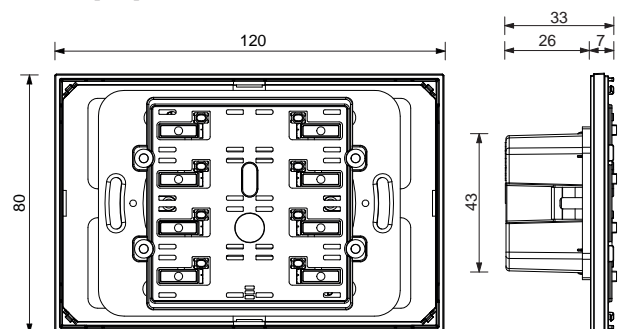
Delivery includes a terminal block for connection to the bus, a metal support for installation onto round or square (fixing holes 60 mm apart) or rectangular 3 seater mounting box according to the Italian installation standard provided (fixing holes 83,5 mm apart), a rectangular adapter and two pairs of fixing screws.

### Accessories

The following accessories are available to be ordered separately:

- 8 rectangular 30 x 15 mm plastic rockers with or without backlit led (page 118)
- square plate of the Deep and Surface series with 60 x 60 mm window (page 138, 142)

### Dimensions [mm]



### Order information

| Code           | LED colours | Mounting      | Rockers    |
|----------------|-------------|---------------|------------|
| EK-E20-TP-8L-R | RGB         | without frame | 8 with led |



### Configuration and commissioning


By means of ETS4 2.0 software (or later versions)  
Application program: **APEKE20TP##.knxprod**  
(## = version, download from [www.ekinex.com](http://www.ekinex.com))



### Documentation

For more information, see the **STEKE20TP\_EN.pdf**,  
technical sheet available for download from [www.ekinex.com](http://www.ekinex.com)





# 10-fold pushbutton with backlit text/symbols and proximity sensor - 20venti series

WALL-MOUNTING DEVICES

## Description

The Ekinex® 20venti series 5/10-fold pushbutton is used for on/off control of utility devices, dimming of luminaires, control of motorized drives for roller shutters or other programmable control functions. Thanks to the integrated temperature sensor, the button can act as a temperature controller for a room or zone. RGB LED for each rocker. The switch has an integrated KNX bus communication module and is designed for installation in a flush-mounted wall box.

## Main features

- 5/10 fold version (possibility to configure up to 3 or 6 independent functions plus 2 or 4 paired keys for adjustments)
- RGB LED for each freely programmable rocker
- Integrated temperature sensor
- Integrated proximity sensor
- Room thermostat function
- Plastic casing
- Connection to bus line with KNX terminal block
- Wall-mounting installation on round or square wall box
- IP20 protection degree (installed)

## Technical data

- 30 Vdc power supply by KNX bus

## Products included

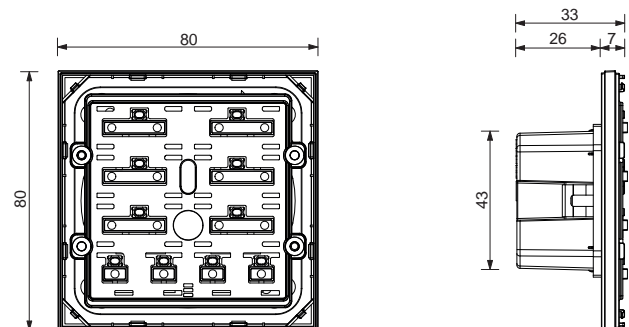
Delivery includes a terminal block for connection to the bus, a metal support for installation onto round or square mounting box (fixing holes 60 mm apart), a plastic adapter and two pairs of fixing screws.

## Accessories

The following accessories are available to be ordered separately:

- 3 or 6 rectangular 30 x 15 mm plastic rockers with or without backlit text/symbol and 2 or 4 square 15 x 15 mm plastic rockers with or without backlit symbol (page 118)
- square plate of the Deep and Surface series with 30 x 60 mm or 60 x 60 mm window (page 137, 141)

## Dimensions [mm]



## Order information

| Code            | LED colours | Mounting      | Rockers   |
|-----------------|-------------|---------------|---|
| EK-E20-TP-5TS-P | RGB         | without frame | 3 left with backlit text/symbols<br>2 left with backlit symbols   |
| EK-E20-TP-5TD-P | RGB         | without frame | 3 right with backlit text/symbols<br>2 right with backlit symbols |
| EK-E20-TP-10T-P | RGB         | without frame | 6 with backlit text/symbols<br>4 with backlit symbols             |




## Configuration and commissioning

By means of ETS4 2.0 software (or later versions)  
Application program: **APEKE20TP##.knxprod**  
(## = version, download from [www.ekinex.com](http://www.ekinex.com))



## Documentation

For more information, see the **STEKE20TP5\_EN.pdf**, technical sheet available for download from [www.ekinex.com](http://www.ekinex.com)



# 10-fold pushbutton with backlit text/symbols and proximity sensor for rectangular wall-box - 20venti series

WALL-MOUNTING DEVICES

## Description

The Ekinex® 20venti series 10-fold pushbutton is used for on/off control of utility devices, dimming of luminaires, control of motorized drives for roller shutters or other programmable control functions. Thanks to the integrated temperature sensor, the button can act as a temperature controller for a room or zone. RGB LED for each rocker. The switch has an integrated KNX bus communication module and is designed for installation in a flush-mounted wall box.

## Main features

- 10 fold version (possibility to configure up to 6 independent functions plus 4 paired keys for adjustments)
- RGB LED for each freely programmable rocker
- Integrated temperature sensor
- Integrated proximity sensor
- Room thermostat function
- Plastic casing
- Connection to bus line with KNX terminal block
- Wall-mounting installation on round, square or rectangular wall box
- IP20 protection degree (installed)

## Technical data

- 30 Vdc power supply by KNX bus

## Products included

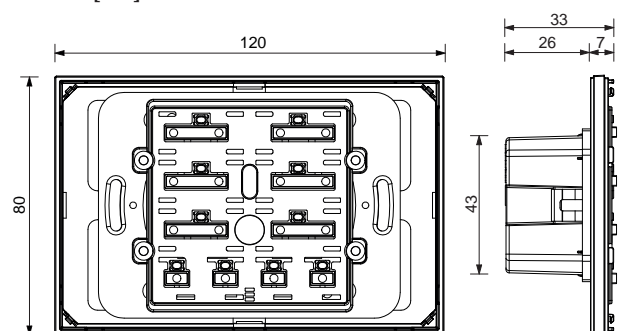
Delivery includes a terminal block for connection to the bus, a metal support for installation onto round or square (fixing holes 60 mm apart) or rectangular 3 seater mounting box according to the Italian installation standard provided (fixing holes 83,5 mm apart), a rectangular adapter and two pairs of fixing screws.

## Accessories

The following accessories are available to be ordered separately:

- 6 rectangular 30 x 15 mm plastic rockers with or without backlit text/symbol and 4 square 15 x 15 mm plastic rockers with or without backlit symbol (page 118)
- square plate of the Deep and Surface series with 60 x 60 mm window (page 138, 142)

## Dimensions [mm]



## Order information

| Code              | LED colours | Mounting      | Rockers   |
|-------------------|-------------|---------------|---|
| EK-E20-TP-10T-P-R | RGB         | without frame | 6 with backlit text/symbols<br>4 with backlit symbols |




## Configuration and commissioning

By means of ETS4 2.0 software (or later versions)  
Application program: **APEKE20TP##.knxprod**  
(## = version, download from [www.ekinex.com](http://www.ekinex.com))



## Documentation

For more information, see the **STEKE20TP5\_EN.pdf**, technical sheet available for download from [www.ekinex.com](http://www.ekinex.com)



## 5/10-fold pushbutton with led 20venti series

WALL-MOUNTING DEVICES

### Description

The Ekinex® 20venti series 5/10-fold pushbutton is used for on/off control of utility devices, dimming of luminaires, control of motorized drives for roller shutters or other programmable control functions. Thanks to the integrated temperature sensor, the button can act as a temperature controller for a room or zone. RGB LED for each rocker. The switch has an integrated KNX bus communication module and is designed for installation in a flush-mounted wall box.

### Main features

- 5/10 fold version (possibility to configure up to 3 or 6 independent functions plus 2 or 4 paired keys for adjustments)
- RGB LED for each freely programmable rocker
- Integrated temperature sensor
- Room thermostat function
- Plastic casing
- Connection to bus line with KNX terminal block
- Wall-mounting installation on round or square wall box
- IP20 protection degree (installed)

### Technical data

- 30 Vdc power supply by KNX bus

### Products included

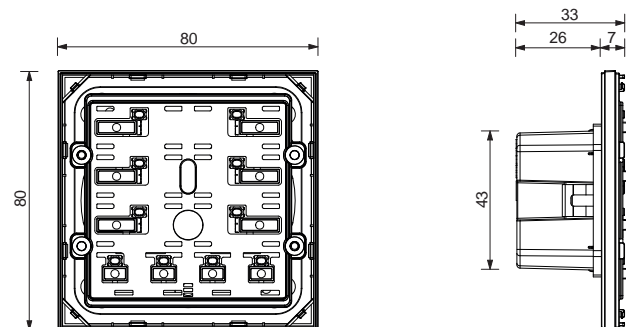
Delivery includes a terminal block for connection to the bus, a metal support for installation onto round or square mounting box (fixing holes 60 mm apart), a plastic adapter and two pairs of fixing screws.

### Accessories

The following accessories are available to be ordered separately:

- 3 or 6 rectangular 30 x 15 mm plastic rockers with or without backlit led and 2 or 4 square 15 x 15 mm plastic rockers with or without backlit symbol (page 118)
- square plate of the Deep and Surface series with 30 x 60 mm or 60 x 60 mm window (page 137, 141)

### Dimensions [mm]



### Order information

| Code          | LED colours | Mounting      | Rockers  |
|---------------|-------------|---------------|--|
| EK-E20-TP-5LS | RGB         | without frame | 3 left with led<br>2 left with backlit symbols   |
| EK-E20-TP-5LD | RGB         | without frame | 3 right with led<br>2 right with backlit symbols |
| EK-E20-TP-10L | RGB         | without frame | 6 with led<br>4 with backlit symbols             |




### Configuration and commissioning

By means of ETS4 2.0 software (or later versions)  
Application program: **APEKE20TP##.knxprod**  
(## = version, download from [www.ekinex.com](http://www.ekinex.com))



### Documentation

For more information, see the **STEKE20TP5\_EN.pdf**, technical sheet available for download from [www.ekinex.com](http://www.ekinex.com)



# 10-fold pushbutton with led for rectangular wall-box 20venti series

WALL-MOUNTING DEVICES

## Description

The Ekinex® 20venti series 10-fold pushbutton is used for on/off control of utility devices, dimming of luminaires, control of motorized drives for roller shutters or other programmable control functions. Thanks to the integrated temperature sensor, the button can act as a temperature controller for a room or zone. RGB LED for each rocker. The switch has an integrated KNX bus communication module and is designed for installation in a flush-mounted wall box.

## Main features

- 10 fold version (possibility to configure up to 6 independent functions plus 4 paired keys for adjustments)
- RGB LED for each freely programmable rocker
- Integrated temperature sensor
- Room thermostat function
- Plastic casing
- Connection to bus line with KNX terminal block
- Wall-mounting installation on round, square or rectangular wall box
- IP20 protection degree (installed)

## Technical data

- 30 Vdc power supply by KNX bus

## Products included

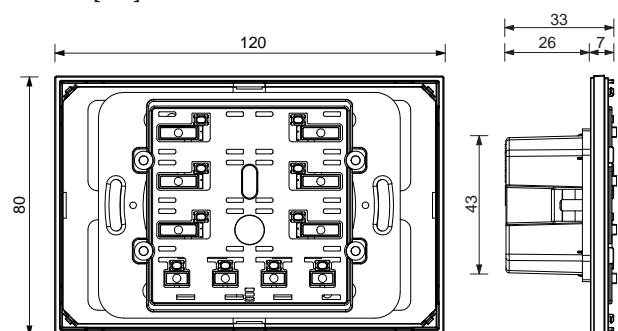
Delivery includes a terminal block for connection to the bus, a metal support for installation onto round or square (fixing holes 60 mm apart) or rectangular 3 seater mounting box according to the Italian installation standard provided (fixing holes 83,5 mm apart), a rectangular adapter and two pairs of fixing screws.

## Accessories

The following accessories are available to be ordered separately:

- 6 rectangular 30 x 15 mm plastic rockers with or without backlit led and 4 square 15 x 15 mm plastic rockers with or without backlit symbol (page 118)
- square plate of the Deep and Surface series with 60 x 60 mm window (page 138, 142)

## Dimensions [mm]



## Order information

| Code            | LED colours | Mounting      | Rockers                              |
|-----------------|-------------|---------------|--------------------------------------|
| EK-E20-TP-10L-R | RGB         | without frame | 6 with led<br>4 with backlit symbols |



## Configuration and commissioning

By means of ETS4 2.0 software (or later versions)  
Application program: **APEKE20TP##.knxprod**  
(## = version, download from [www.ekinex.com](http://www.ekinex.com))



## Documentation

For more information, see the **STEKE20TP5\_EN.pdf**,  
technical sheet available for download from [www.ekinex.com](http://www.ekinex.com)





**FF**

WALL-MOUNTING DEVICES

**SERIES**

|         |    |
|---------|----|
| Form    | 34 |
| Flank   | 36 |
| 'NF     | 38 |
| Deep    | 40 |
| Surface | 42 |







## FF - Form

WALL-MOUNTING DEVICES - FF SERIES

**Simple and linear.** An essential form that suggests an idea of reliability and rigour. The line Form of the FF series has a plastic or metal range of pushbuttons, touch-displays, plates for sockets and integrated LEDs with adjustable light intensity in blue/green or white/red colour combinations. The different finishes can be freely combined with each other.

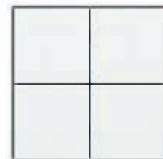
### Available colour solutions

|            | Form | Flank | 'NF | Deep | Surface |
|------------|------|-------|-----|------|---------|
| Plastic    | •    | •     | •   | -    | -       |
| Metal      | •    | •     | •   | •    | •       |
| Fenix NTM® | •    | -     | •   | •    | •       |


For more information see page 153




86 x 86 x 8 mm



86 x 86 x 8 mm



86 x 86 x 8 mm



126 x 86 x 8 mm



86 x 86 x 8 mm



126 x 86 x 8 mm



156 x 86 x 8 mm



## FF - Flank

WALL-MOUNTING DEVICES - FF SERIES

**Minimal and rigorous.** The simplicity of the shapes makes it adaptable to any setting. Distinguishable by its characteristic side edges, the Flank line of the FF series has plastic or metal pushbuttons, thermostats and plates for sockets in many colours, which can be freely combined according to your taste and needs.

### Available colour solutions

|                   | Form | Flank | 'NF | Deep | Surface |
|-------------------|------|-------|-----|------|---------|
| <b>Plastic</b>    | •    | •     | •   | -    | -       |
| <b>Metal</b>      | •    | •     | •   | •    | •       |
| <b>Fenix NTM®</b> | •    | -     | •   | •    | •       |

For more information see page 153



94 x 80 x 8 mm



94 x 80 x 8 mm



94 x 80 x 8 mm




134 x 80 x 8 mm




45 x 45 mm  
55 x 55 mm  
60 x 60 mm

94 x 80 x 8 mm



68 x 45 mm  
60 x 60 mm

134 x 80 x 8 mm



45 x 45 mm  
55 x 55 mm  
60 x 60 mm

45 x 45 mm  
55 x 55 mm  
60 x 60 mm

165 x 80 x 8 mm



## FF - 'NF

WALL-MOUNTING DEVICES - FF SERIES

**Essential geometry in forms and a decisive trait.** More than ever less is more.

The range of pushbutton controls of the FF 'NF series and its accessories offer the possibility to create numerous variants to meet the most different needs. Finishes in plastic, metal or Fenix NTM® for switches, thermostats and frameless sockets.

### Available colour solutions

|                   | Form | Flank | 'NF | Deep | Surface |
|-------------------|------|-------|-----|------|---------|
| <b>Plastic</b>    | •    | •     | •   | -    | -       |
| <b>Metal</b>      | •    | •     | •   | •    | •       |
| <b>Fenix NTM®</b> | •    | -     | •   | •    | •       |

For more information see page 153






80 x 80 x 8 mm



80 x 80 x 8 mm



80 x 80 x 8 mm




45 x 45 mm  
55 x 55 mm  
60 x 60 mm

80 x 80 x 8 mm



68 x 45 mm  
60 x 60 mm

120 x 80 x 8 mm



45 x 45 mm  
55 x 55 mm  
60 x 60 mm

151 x 80 x 8 mm



## FF - Deep

WALL-MOUNTING DEVICES - FF SERIES

**Versatile and suitable for any setting.** The Deep line of the FF series has plastic, metal and Fenix NTM® pushbuttons, thermostats and plates for sockets in numerous colours and sizes and integrated LEDs with adjustable light intensity in blue/green or white/red colour combinations. Versatile and compact, it lends itself to various combinations and matches all interior designs

### Available colour solutions

|            | Form | Flank | 'NF | Deep* | Surface |
|------------|------|-------|-----|-------|---------|
| Plastic    | •    | •     | •   | -     | -       |
| Metal      | •    | •     | •   | •     | •       |
| Fenix NTM® | •    | -     | •   | •     | •       |

For more information see page 153

\*) In the FF-Deep we suggest the use of the pushbuttons and room thermostats of the FF-'NF' series




80 x 80 x 8 mm



80 x 80 x 8 mm



80 x 80 x 8 mm




45 x 45 mm  
55 x 55 mm  
60 x 60 mm

87 x 87 x 9 mm



68 x 45 mm  
60 x 60 mm

128 x 87 x 9 mm



45 x 45 mm  
55 x 55 mm  
60 x 60 mm

158 x 87 x 9 mm



55 x 55 mm  
60 x 60 mm

229 x 87 x 9 mm  
3 windows 55 x 55 x 55 mm or 3 windows 60 x 60 x 60 mm



## FF - Surface

WALL-MOUNTING DEVICES - FF SERIES

**Compact and essential.** Creates a continuum with the wall in a few millimetres of thickness. The Surface line of the FF series brushes the surfaces to create an effect of uniformity between button and wall. Declined in two materials with a strong personality, metal and Fenix NTM®, finds its ideal place in all the rooms of the contemporary home.

### Available colour solutions

|                   | Form | Flank | 'NF | Deep | Surface* |
|-------------------|------|-------|-----|------|----------|
| <b>Plastic</b>    | •    | •     | •   | -    | -        |
| <b>Metal</b>      | •    | •     | •   | •    | •        |
| <b>Fenix NTM®</b> | •    | -     | •   | •    | •        |

For more information see page 153

\*) In the FF-Surface we suggest the use of the pushbuttons and room thermostats of the FF-'NF series




80 x 80 x 8 mm



80 x 80 x 8 mm




80 x 80 x 8 mm




45 x 45 mm  
55 x 55 mm  
60 x 60 mm

98 x 98 x 3 mm



68 x 45 mm  
60 x 60 mm

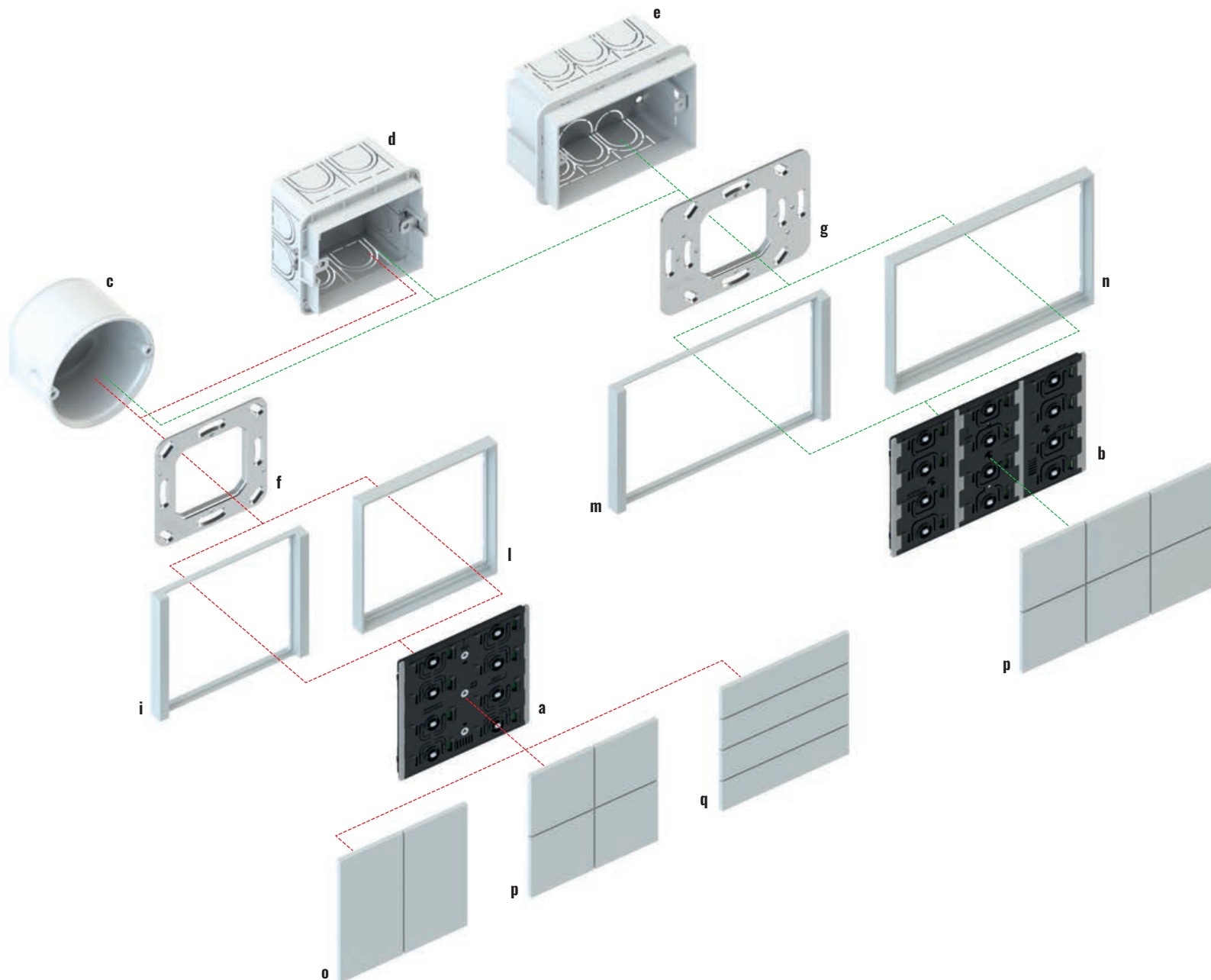
133 x 98 x 3 mm



45 x 45 mm  
55 x 55 mm  
60 x 60 mm

45 x 45 mm  
55 x 55 mm  
60 x 60 mm

168 x 98 x 3 mm



**Pushbuttons FF series**

| Description   | Code                           | Page  |
|---|--------------------------------|-------|
| <b>a)</b> 4-fold pushbutton and room thermostat FF series | EK-ED2-TP-... or EK-E32-TP-... | 56-57 |
| <b>b)</b> 6-fold pushbutton FF series                     | EK-EH2-TP-...                  | 58    |
| <b>c)</b> Round flush-mounting box                        | not delivered by Ekinex®       | -     |
| <b>d)</b> Square flush-mounting box                       | not delivered by Ekinex®       | -     |
| <b>e)</b> Rectangular flush-mounting box (3 modules)      | not delivered by Ekinex®       | -     |
| <b>f)</b> Metal mounting support                          | EK-SMQ-71                      | 151   |
| <b>g)</b> Metal mounting support                          | EK-SMR-71                      | 151   |

| Description                              | Code       | Page |
|--|------------|------|
| <b>i)</b> Square frame Flank series      | EK-FLQ-... | 132  |
| <b>l)</b> Square frame Form series       | EK-FLO-... | 131  |
| <b>m)</b> Rectangular frame Flank series | EK-FLR-... | 132  |
| <b>n)</b> Rectangular frame Form series  | EK-FOR-... | 131  |
| <b>o)</b> Rectangular vertical rockers   | EK-TRV-... | 119  |
| <b>p)</b> Square rockers                 | EK-TQQ-... | 119  |
| <b>q)</b> Rectangular horizontal rockers | EK-TRO-... | 119  |

# Pushbuttons - FF series

WALL-MOUNTING DEVICES



Four or six channels, square or rectangular keys, with or without frame, with or without LED, with or without temperature sensor and thermostat function. Choose the combination that best suits your needs of style and features.

The Ekinex® pushbuttons of FF series range and related accessories offer the possibility to realize several variations that will satisfy the most diverse needs. The base is represented by the 4-fold (EK-ED2-TP and EK-E32-TP) and 6-fold (EK-EH2-TP) pushbuttons; each one is fitted with a KNX communication module. The 4-fold pushbutton (a) is suitable for mounting into a flush mounting box, either round (c) or square (d), provided with fixing holes 60 mm apart, while the 6-fold version (b) is also ideal for mounting into a rectangular wall mounting box 3 seater (e) according to the Italian installation standard provided with fixing holes 83,5 mm apart. Each device is supplied with its relative metal support (f, g) which, in case of necessity, can also be ordered separately. A terminal block complete the supply.

The pushbuttons must be finished off with an operation surface (rockers) and a frame. The rockers are available in square (p) and rectangular (o, q) shapes, plastic material, aluminium or Fenix NTM®, in several colour and finishing variations. The rockers can be personalized with symbols and texts, so to make their function immediately understandable. Versions EK-ED2-TP and EK-EH2-TP have integrated LEDs which can be programmed freely: as an example, as a status feedback or as an orientation light at night time. Two colour combinations are available for the LEDs: blue / green or red / white. The same versions also offer a room thermostat function, thanks to the integrated temperature sensor. The frames, square (i, l) and rectangular (m, n), are available in two stylish alternatives (Form and Flank) and are available in plastic material or aluminium. The 'NF' version of the 4-fold pushbutton is mounted without frame and is provided with a side profile in white or black colour.



The pushbuttons simply get connected to the unique signal bus cable and do not require auxiliary power supply; the devices are supplied at SELV (Safety Extra Low Voltage) voltage, thus offering a much higher safety level than traditional commands. The configuration and commissioning is carried out by means of the ETS® software. The related application programs can be downloaded from the [www.ekinex.com](http://www.ekinex.com) website.



# 4-fold basic pushbutton - FF series

WALL-MOUNTING DEVICES

### Description

The 4-fold pushbutton of Ekinex® FF series commands loads on/off switching, controls the dimming of lighting devices, controls motor drives for shutters or executes any other programmable command and control function. The device integrates a KNX bus communication module and is intended for mounting onto a wall mounting box; it is supplied by a SELV voltage directly from the KNX bus and does not require any auxiliary power supply.

### Main features

- 4-fold (possibility to configure up to 8 independent functions)
- Plastic casing
- Wall-mounting installation
- Connection to bus line with KNX terminal block
- Frontal programming pushbutton and LED
- IP20 protection degree (installed)
- Weight 80 g (with mounting support)

### Technical data

- 30 Vdc power supply through KNX bus
- Current consumption from bus < 15 mA

### Products included

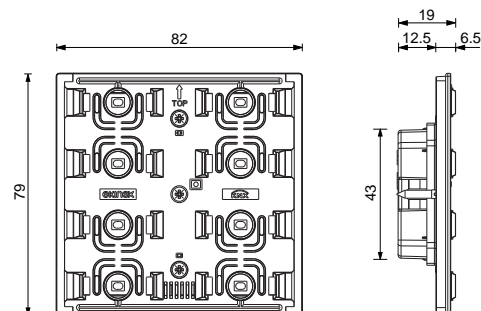
Delivery includes a terminal block for connection to the bus, a metal support for installation onto round or square mounting box (fixing holes 60 mm apart) and two pairs of fixing screws.

### Accessories

The following accessories are available to be ordered separately:

- square or rectangular rockers (page 119)
- square frame of Form (page 131) or Flank (page 132) series

### Dimensions [mm]



### Order information

| Code          | Mounting                                  | Side profile |
|---------------|---|--------------|
| EK-E32-TP     | with square frame of Form or Flank series | black        |
| EK-E32-TP-NF  | without frame ('NF series)                | white        |
| EK-E32-TP-NFW |   |              |

Also available in multiple pack of 8 pcs.

### Configuration and commissioning



By means of ETS4 2.0 software (or later versions)  
Application program: **APEKE32TP##.knxprod**  
(## = version, downloadable from [www.ekinex.com](http://www.ekinex.com))




### Documentation

For more information, see the **STEKE32TP\_EN.pdf**, technical sheet available for download from [www.ekinex.com](http://www.ekinex.com)







# 4-fold pushbutton and room thermostat - FF series

WALL-MOUNTING DEVICES

## Description

The 4-fold pushbutton of Ekinex® FF series commands loads on/off switching, controls the dimming of lighting devices, controls motor drives for shutters or executes any other programmable command and control function. Thanks to the integrated temperature sensor, the pushbutton can work as a thermostat for a room or a zone. The LEDs can be chosen in the colour combinations blue / green or white / red. The device integrates a KNX bus communication module and is intended for mounting onto a wall mounting box; it is supplied by a SELV voltage directly from the KNX bus and does not require any auxiliary power supply.

## Main features

- 4-fold (possibility to configure up to 8 independent functions)
- 4 freely programmable LEDs for each channel
- 2 colour combination available for the LEDs (blue/green or red/white)
- Integrated temperature sensor
- Room thermostat function
- Plastic casing
- Wall-mounting installation on round or square wall box
- Connection to bus line with KNX terminal block
- Frontal programming pushbutton and LED
- IP20 protection degree (installed)
- Weight 80 g (with mounting support)

## Technical data

- 30 Vdc power supply through KNX bus
- Current consumption from bus < 15 mA

## Products included

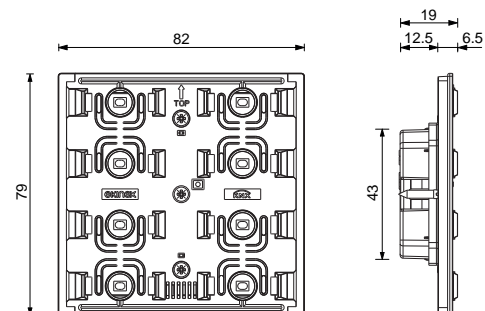
Delivery includes a terminal block for connection to the bus, a metal support for installation onto round or square mounting box (fixing holes 60 mm apart) and two pairs of fixing screws.

## Accessories

The following accessories are available to be ordered separately:

- square or rectangular rockers (page 119)
- square frame of Form (page 131) or Flank (page 132) series

## Dimensions [mm]



## Order information

| Code             | LED colours  | Mounting                                  | Side profile |
|------------------|--------------|---|--------------|
| EK-ED2-TP        | blue / green | with square frame of Form or Flank series | black        |
| EK-ED2-TP-RW     | red / white  |   |              |
| EK-ED2-TP-BG-NF  | blue / green | without frame ('NF series)                | white        |
| EK-ED2-TP-RW-NF  | red / white  |   |              |
| EK-ED2-TP-BG-NFW | blue / green |   |              |
| EK-ED2-TP-RW-NFW | red / white  |   |              |

Also available in multiple pack of 8 pcs.

## Configuration and commissioning



By means of ETS4 2.0 software (or later versions)  
Application program: **APEKED2TP##.knxprod**  
(## = version, downloadable from [www.ekinex.com](http://www.ekinex.com))



## Documentation

For more information, see the **STEKED2TP\_EN.pdf**, technical sheet available for download from [www.ekinex.com](http://www.ekinex.com)





## 6-fold pushbutton - FF series

WALL-MOUNTING DEVICES

### Description

The 6-fold pushbutton of Ekinex® FF series commands loads on/off switching, controls the dimming of lighting devices, controls motor drives for shutters or executes any other programmable command and control function. Thanks to the integrated temperature sensor, the pushbutton can send the room temperature value on the bus to other KNX devices. The LEDs can be chosen in the colour combinations blue / green or white / red. The device integrates a KNX bus communication module and is intended for mounting onto a wall mounting box; it is supplied by a SELV voltage directly from the KNX bus and does not require any auxiliary power supply.

### Main features

- 6-fold (possibility to configure up to 12 independent functions)
- 4 freely programmable LEDs for each channel
- 2 colour combination available for the LEDs (blue/green or red/white)
- Integrated temperature sensor
- Plastic casing
- Wall-mounting installation on round, square or rectangular wall box
- Connection to bus line with KNX terminal block
- Rear programming pushbutton and LED
- IP20 protection degree (installed)
- Weight 75 g (with mounting support)

### Technical data

- 30 Vdc power supply through KNX bus
- Current consumption from bus < 15 mA

### Products included

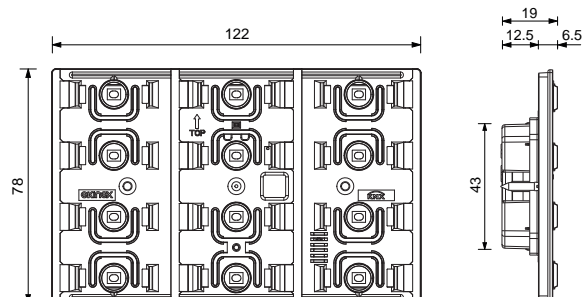
Delivery includes a terminal block for connection to the bus, a metal support for installation onto round or square mounting box (fixing holes 60 mm apart) or rectangular mounting box (fixing holes 83,5 mm apart) and two pairs of fixing screws.

### Accessories

The following accessories are available to be ordered separately:

- square rockers (page 120)
- rectangular frame of Form (page 131) or Flank (page 132) series

### Dimensions [mm]



### Order information

| Code         | LED colours  | Mounting                                       |
|--------------|--------------|--|
| EK-EH2-TP    | blue / green | with rectangular frame of Form or Flank series |
| EK-EH2-TP-RW | red / white  |  |



### Configuration and commissioning

By means of ETS4 2.0 software (or later versions)  
Application program: **APEKEH2TP##.knxprod**  
(## = version, downloadable from [www.ekinex.com](http://www.ekinex.com))



### Documentation

For more information, see the **STEKEH2TP\_EN.pdf**,  
technical sheet available for download from [www.ekinex.com](http://www.ekinex.com)







## Room thermostats

WALL-MOUNTING DEVICES - FF SERIES

### Aesthetics and functionality conjugated according to the Ekinex® style.

The room temperature controls of the FF series contain the characteristics of a product with a strong technological footprint combined with a focus on aesthetic component. Available in different models, integrated LEDs and two custom keys, the Ekinex® room controllers are with their high performance able to meet the most different needs.

#### Available colour solutions

|            | Form | Flank | 'NF | Deep* | Surface* |
|------------|------|-------|-----|-------|----------|
| Plastic    | •    | •     | •   | -     | -        |
| Metal      | •    | •     | •   | •     | •        |
| Fenix NTM® | •    | -     | •   | •     | •        |

For more information see page 153

\*) In the FF-Deep and Surface we suggest the use of the room thermostats of the FF-'NF series



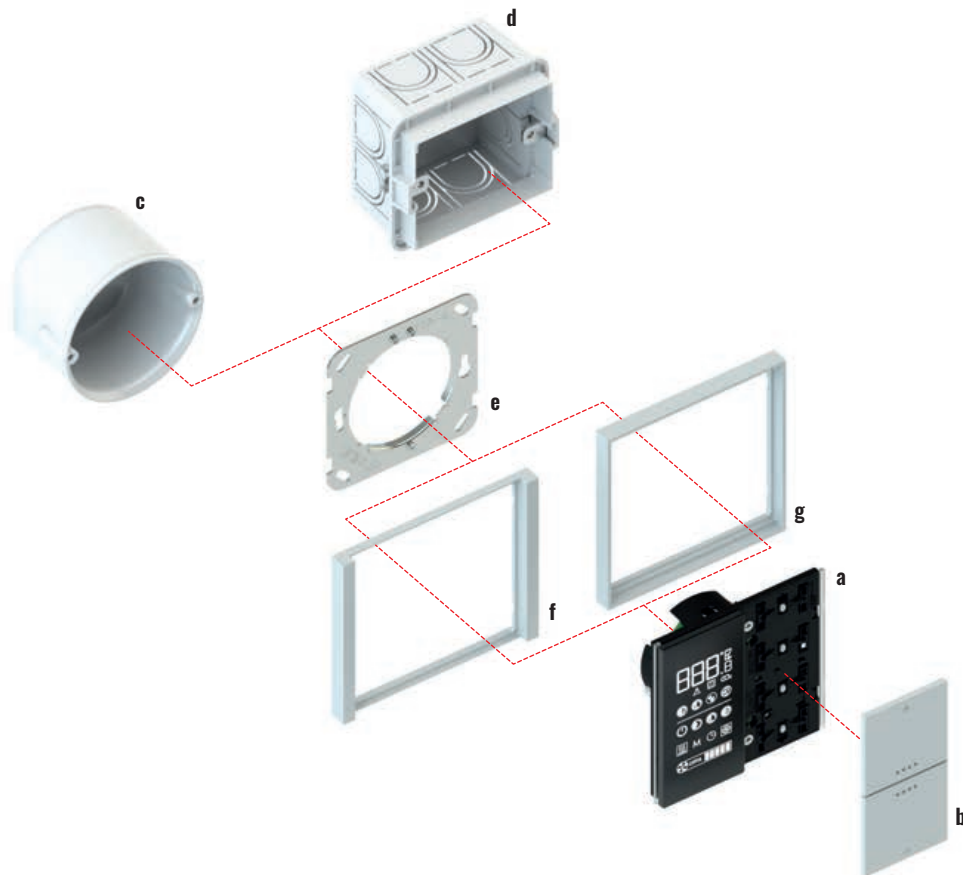
86 x 86 x 8 mm  
**Form**



94 x 86 x 8 mm  
**Flank**



80 x 80 x 8 mm  
**'NF - Deep - Surface**



**Room thermostats FF series**

| Description                               | Code                           | Page  |
|---|--------------------------------|-------|
| a) Room thermostat FF series              | EK-EP2-TP-... or EK-EQ2-TP-... | 64-65 |
| b) Set 2 rockers for thermostat FF series | EK-TQQ-...-EP2                 | 121   |
| c) Round flush-mounting box               | not delivered by Ekinex®       | -     |
| d) Square flush-mounting box              | not delivered by Ekinex®       | -     |
| e) Metal mounting support                 | EK-SMQ                         | 151   |
| f) Square frame of Flank series           | EK-FLQ-...                     | 132   |
| g) Square frame of Form series            | EK-FOQ-...                     | 131   |

## Room thermostats - FF series

WALL-MOUNTING DEVICES




**Form, Flank, 'NF.**  
**Three different variations for a room temperature control device with unique performance.**

The Ekinex® thermostats of FF series range and related accessories offer the possibility to realize several variations that will satisfy the most diverse needs. The base is represented by the thermostats EK-EP2-TP and EK-EQ2-TP (with relative humidity sensor); each one integrates a KNX communication module. The device (a) is suitable for mounting into a flush mounting box, either round (c) or square (d), provided with fixing holes 60 mm apart. Each thermostat is delivered with its relative metal support (e) which, in case of necessity, can also be ordered separately. A terminal block completes the delivery.

The pushbuttons must be finished off with an operation surface (rockers) and a frame. The rockers are available in square shape, plastic material, aluminium or Fenix NTM® in several colour and finishing variations. A special set includes two customized rockers (b) with symbols for the thermostat functions. Each thermostat has integrated LEDs which can be programmed freely: as an example, as a status feedback or as an orientation light at night time. Two colour combinations are available for the LEDs: blue / green or red / white. The square frames are available in two stylish alternatives, Form (g) and Flank (f), and share the same choice of materials, colours and finishings as for rockers. The 'NF' version of the thermostat is mounted without frame and is provided with a side profile in white or black colour.



The thermostats simply get connected to the unique signal bus cable and do not require auxiliary power supply; the devices are powered at SELV (Safety Extra Low Voltage) voltage, thus offering a much higher safety level than traditional commands. The configuration and commissioning is carried out by means of the ETS® software. The related application programs can be downloaded from the [www.ekinex.com](http://www.ekinex.com) website.



## Easy room thermostat - FF series

WALL-MOUNTING DEVICES

### Description

The Ekinex® Easy room thermostat FF-series is a digital electronic thermostat with a user-friendly interface for the end user and system integrator. While using a single differentiated set point for heating and cooling with only one on/off operating mode, the unit allows the control of terminals with one or two stages (such as radiators, floor and ceiling radiant panels, etc.) and fan-coil units with 2 or 4 pipe hydraulic supply. The product is equipped with an LCD display with adjustable back-lighting, a sensor for room temperature measurement and two freely configurable inputs. The indicator LEDs can be chosen in blue/green or white/red colour combinations. The device has an integrated KNX bus communication module and is designed for installation in a flush-mounted wall box; it is powered by the KNX bus and requires no auxiliary power supply.

### Main features

- LCD display with adjustable backlighting
- 2 keys for controlling the thermostat functions
- 4 freely programmable LEDs for each button
- 2 colour combinations available for LEDs (blue/green or white/red)
- Integrated temperature sensor
- 2 freely programmable inputs
- Plastic housing
- Bus line connection via KNX terminal
- Programming button and LED on front panel
- Recessed wall mounting on round or square box
- IP20 degree of protection (installed)
- Weight 85 g (with mounting bracket)

### Technical data

- 30 Vdc power supply through KNX bus
- Current consumption from bus < 13 mA

### Products included

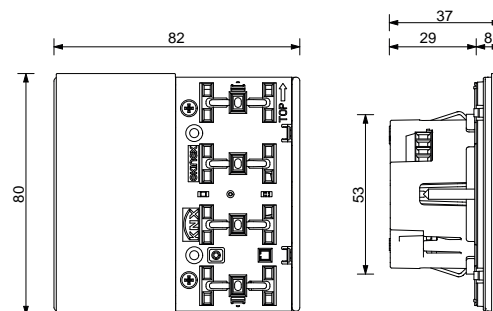
Delivery includes a terminal block for connection to the bus, a metal support for installation onto round or square mounting box (fixing holes 60 mm apart) and two pairs of fixing screws.

### Accessories

The following accessories are available to be ordered separately:

- set of two square rockers with symbols for room thermostat (page 121)
- square frame of Form (page 131) or Flank (page 132) series

### Dimensions [mm]



### Order information

| Code             | LED colours  | Mounting                                  | Side profile |
|------------------|--------------|---|--------------|
| EK-ER2-TP        | blue / green | with square frame of Form or Flank series | -            |
| EK-ER2-TP-RW     | red / white  |   |              |
| EK-ER2-TP-BG-NF  | blue / green |   | black        |
| EK-ER2-TP-RW-NF  | red / white  | without frame ('NF series)                |              |
| EK-ER2-TP-BG-NFW | blue / green |   | white        |
| EK-ER2-TP-RW-NFW | red / white  |   |              |



### Configuration and commissioning

By means of ETS4 2.0 software (or later versions)  
Application program: **APEKER2TP##.knxprod**  
(## = version, download from [www.ekinex.com](http://www.ekinex.com))



### Documentation

For more information, see the **STEKER2TP\_EN.pdf**, technical sheet available for download from [www.ekinex.com](http://www.ekinex.com)







## Room thermostat - FF series

WALL-MOUNTING DEVICES

### Description

The Ekinex<sup>®</sup> room temperature controller of FF series regulates independently the temperature of a room or a zone. In combination with one or more KNX actuators, the room temperature controller is able to control the heating and cooling emission of a series of terminal units for the thermal exchange (such as radiators, fan-coils, floor and ceiling radiant panels, etc.). The device is provided with a LCD-display with adjustable backlight, sensors for temperature and brightness measuring and two freely configurable inputs. The LEDs can be chosen in the colour combinations blue / green or white / red. The device integrates a KNX bus communication module and is intended for mounting onto a wall mounting box; it is powered by a SELV voltage directly from the KNX bus and does not require any auxiliary power supply.

### Main features

- LCD-display with adjustable backlight
- 2 rockers for controlling thermostat functions
- 4 freely programmable LEDs for each channel
- 2 colour combination available for the LEDs (blue/green or red/white)
- Integrated temperature sensor
- 2 freely configurable inputs
- Plastic casing
- Connection to bus line with KNX terminal block
- Frontal programming pushbutton and LED
- Wall-mounting installation on round or square wall box
- IP20 protection degree (installed)
- Weight 85 g (with mounting support)

### Technical data

- 30 Vdc power supply through KNX bus
- Current consumption from bus < 13 mA

### Products included

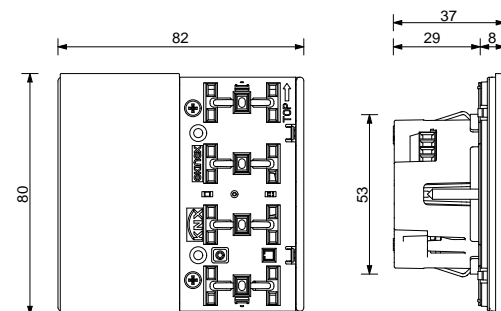
Delivery includes a terminal block for connection to the bus, a metal support for installation onto round or square mounting box (fixing holes 60 mm apart) and two pairs of fixing screws.

### Accessories

The following accessories are available to be ordered separately:

- set of two square rockers with symbols for room thermostat (page 121)
- square frame of Form (page 131) or Flank (page 132) series

### Dimensions [mm]



### Order information

| Code             | LED colours  | Mounting                                  | Side profile |
|------------------|--------------|---|--------------|
| EK-EP2-TP        | blue / green | with square frame of Form or Flank series | -            |
| EK-EP2-TP-RW     | red / white  |   |              |
| EK-EP2-TP-BG-NF  | blue / green | without frame ('NF series)                | black        |
| EK-EP2-TP-RW-NF  | red / white  |   | white        |
| EK-EP2-TP-BG-NFW | blue / green |   |              |
| EK-EP2-TP-RW-NFW | red / white  |   |              |



### Configuration and commissioning


By means of ETS4 2.0 software (or later versions)  
Application program: **APEKEP2TP##.knxprod**  
(## = version, download from [www.ekinex.com](http://www.ekinex.com))



### Documentation

For more information, see the **STEKEP2TP\_EN.pdf**, technical sheet available for download from [www.ekinex.com](http://www.ekinex.com)





# Room thermostat - FF series with relative humidity sensor

WALL-MOUNTING DEVICES

## Description

The Ekinex® room temperature controller of FF series regulates independently the temperature of a room or a zone. In combination with one or more KNX actuators, the room temperature controller is able to control the heating and cooling emission of a series of terminal units for the thermal exchange (such as radiators, fan-coils, floor and ceiling radiant panels, etc.). The device is provided with a LCD-display with adjustable backlight, sensors for temperature, relative humidity and brightness measuring and two freely configurable inputs. The LEDs can be chosen in the colour combinations blue / green or white / red. The device integrates a KNX bus communication module and is intended for mounting onto a wall mounting box; it is powered by a SELV voltage directly from the KNX bus and does not require any auxiliary power supply.

## Main features

- LCD-display with adjustable backlight
- 2 rockers for controlling thermostat functions
- 4 freely programmable LEDs for each channel
- 2 colour combination available for the LEDs (blue/green or red/white)
- Integrated temperature and relative humidity sensor
- 2 freely configurable inputs
- Plastic casing
- Connection to bus line with KNX terminal block
- Frontal programming pushbutton and LED
- Wall-mounting installation on round or square wall box
- IP20 protection degree (installed)
- Weight 85 g (with mounting support)

## Technical data

- 30 Vdc power supply through KNX bus
- Current consumption from bus < 13 mA

## Products included

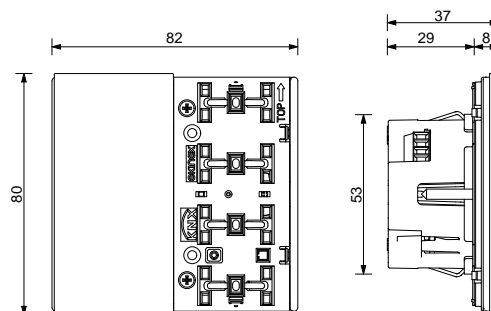
Delivery includes a terminal block for connection to the bus, a metal support for installation onto round or square mounting box (fixing holes 60 mm apart) and two pairs of fixing screws.

## Accessories

The following accessories are available to be ordered separately:

- set of two square rockers with symbols for room thermostat (page 121)
- square frame of Form (page 131) or Flank (page 132) series

## Dimensions [mm]



## Order information

| Code             | LED colours  | Mounting                                  | Side profile |
|------------------|--------------|---|--------------|
| EK-EQ2-TP        | blue / green | with square frame of Form or Flank series | -            |
| EK-EQ2-TP-RW     | red / white  |   |              |
| EK-EQ2-TP-BG-NF  | blue / green |   | black        |
| EK-EQ2-TP-RW-NF  | red / white  | without frame ('NF series)                |              |
| EK-EQ2-TP-BG-NFW | blue / green |   | white        |
| EK-EQ2-TP-RW-NFW | red / white  |   |              |



## Configuration and commissioning

By means of ETS4 2.0 software (or later versions)  
Application program: **APEKEQ2TP##.knxprod**  
(## = version, download from [www.ekinex.com](http://www.ekinex.com))



## Documentation

For more information, see the **STEKEQ2TP\_EN.pdf**, technical sheet available for download from [www.ekinex.com](http://www.ekinex.com)

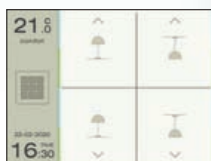




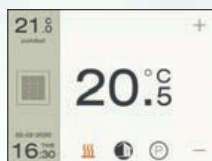


## Touch&See


WALL-MOUNTING DEVICES - FF SERIES



Controls



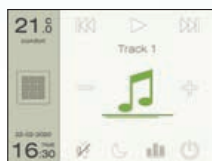
Thermostat



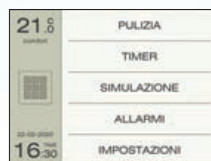
Meteo



Date



Music



Scenes

**Technology in a touch.** When you want to touch the technology, see with your eyes your settings, know the weather or create the comfort you would like, trust Touch&See. The high resolution touch-display and the versatile and intuitive interface are thought to provide highest user comfort and uncompromising aesthetics. The transition from one function to the next one is via side-scrolling pages, from those you can access several sub-menus. You can also set the display brightness according to your own needs or it can be automatically adjusted according to the brightness.


### Available colour solutions

|            | Form | Flank | 'NF** | Deep* | Surface* |
|------------|------|-------|-------|-------|----------|
| Plastic    | •    | •     | -     | -     | -        |
| Metal      | •    | •     | -     | -     | -        |
| Fenix NTM® | •    | -     | -     | -     | -        |

For more information see page 153

\*) In the FF-Deep and Surface series you can use the Touch&See display of the FF-'NF series

\*\*) 'NF available only in EC2 version



86 x 86 x 8 mm  
**Form**



94 x 86 x 8 mm  
**Flank**




80 x 80 x 8 mm  
**'NF - Deep - Surface**



126 x 86 x 8 mm  
**Form**



134 x 86 x 8 mm  
**Flank**



**Touch&See FF series**

| Description                                   | Code                     | Page |
|---|--------------------------|------|
| a) Touch&See display                          | EK-EC2-TP-...            | 72   |
| b) Touch&See display with 2-fold pushbutton   | EK-EF2-TP-...            | 73   |
| c) Round flush-mounting box                   | not delivered by Ekinex® | -    |
| d) Square flush-mounting box                  | not delivered by Ekinex® | -    |
| e) Rectangular flush-mounting box (3 modules) | not delivered by Ekinex® | -    |
| f) Square rockers                             | EK-TQQ-...               | 120  |

| Description                       | Code       | Page |
|-----------------------------------|------------|------|
| g) Metal mounting support         | EK-SMQ     | 151  |
| h) Metal mounting support         | EK-SMR     | 151  |
| i) Square frame Flank series      | EK-FLQ-... | 132  |
| j) Square frame Form series       | EK-FOQ-... | 131  |
| m) Rectangular frame Flank series | EK-FLR-... | 132  |
| n) Rectangular frame Form series  | EK-FOR-... | 131  |

# Touch&See - FF series

WALL-MOUNTING DEVICES



**Control and display unit  
with two-channel pushbutton.  
You will be amazed at all you can do.**

The Ekinex® Touch&See display and control units allow to perform a great number of switching, control and display bus functions, utilizing the easiest and most compact devices, with their 3.5" touch-screen and their graphic pages having a clear meaning and immediate understanding.

The base is represented by the control and display unit (EK-EC2-TP-...) and the control and display unit with integrated 2-fold pushbutton (EK-EF2-TP-...); each one integrates a KNX communication module. The control and display unit (a) is suitable for round (c) or square (d) wall mounting boxes with fixing holes 60 mm apart; the unit with the integrated 2-fold pushbutton (b) is also suitable for rectangular wall mounting boxes (e) provided with fixing holes 85 mm apart (3 seater according to the Italian installation standard).

Each Touch&See unit is delivered with a metal mounting support (g, h) which, in case of necessity, can also be obtained separately; the terminal blocks complete the supply. The Touch&See unit needs to be finished with a frame (i, l, m, n); in the case of units with integrated 2-fold pushbuttons, it will also be necessary to provide it with two square rockers (f), available in plastic or aluminium and in several colours and finishings. The frames, either square (i, l) or rectangular (m, n), are available in two alternative styles (Form and Flank) and share the same choice of materials, colours and finishing. The rockers can be personalized with symbols and text, in order to make their function immediately understandable. Each channel of the 2-fold pushbutton has integrated LEDs which can be programmed freely: as an example, as a status feedback or as an orientation light at night time. Two colour combinations are available for the LEDs: blue / green or red / white. The 'NF version of the Touch&See EK-EC2-TP-... is mounted without frame and is provided with a side profile in white or black colour.

The Touch&See units have to be connected to the signal bus cable and to an auxiliary power supply; the devices are powered at SELV (Safety Extra Low Voltage) voltage, thus offering a much higher safety level than traditional commands. The configuration and commissioning is carried out by means of the ETS® software. The related application programs can be downloaded from the [www.ekinex.com](http://www.ekinex.com) website.





## Touch&See display

WALL-MOUNTING DEVICES

### Description

Ekinex® Touch&See is a KNX device for the switching, control and display of bus functions. By means of its touch-screen and its graphical user interface, it is possible to control KNX actuators in an easy and intuitive way, to display the information coming from the KNX actuators and sensors and to perform as a room thermostat for up to 8 independent zones, receiving the measured room temperature values from the bus. The device integrates a KNX bus communication module and is designed for wall mounting boxes; it is powered by a SELV voltage directly from the KNX bus and requires an auxiliary 30 Vdc power supply.

### Main features

- 3,5" TFT back-lit touch display, 320 x 240 pixel resolution, 65,536 colours
- Seven main graphic pages
- Plastic casing
- Connection to bus line with KNX terminal block
- Connection to auxiliary power supply with yellow / white terminal block
- Programming pushbutton and LED on the rear
- Wall-mounting installation on round or square wall box
- IP20 protection degree (installed)
- Weight 110 g (with mounting support)

### Technical data

- SELV power supply from KNX bus (communication)
- 30 Vdc auxiliary power supply (screen)

### Products included

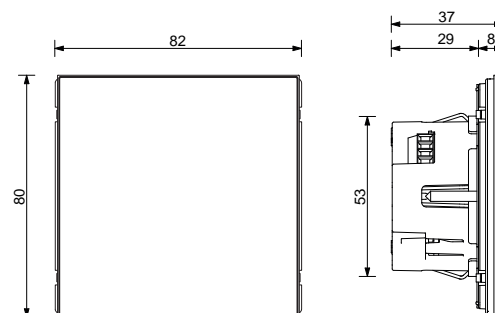
Delivery includes a terminal block for connection to the bus, a terminal block for connection to the auxiliary power supply, a metal support for installation onto round or square mounting box (fixing holes 60 mm apart) and two pairs of fixing screws.

### Accessories

The following accessories are available to be ordered separately:

- square frame of Form (page 131) or Flank (page 132) series

### Dimensions [mm]



### Order information

| Code             | Mounting                                  | Side profile |
|------------------|---|--------------|
| EK-EC2-TP        | with square frame of Form or Flank series | -            |
| EK-EC2-TP-00-NF  | without frame ('NF Series)                | black        |
| EK-EC2-TP-00-NFW |   | white        |



### Configuration and commissioning

By means of ETS4 2.0 software (or later versions)  
Application program: **APEKEC2TP##.knxprod**  
(## = version, download from [www.ekinex.com](http://www.ekinex.com))



### Documentation

For more information, see the **STEKEC2TP\_EN.pdf**,  
technical sheet available for download from [www.ekinex.com](http://www.ekinex.com)







## Touch&See display with 2-fold pushbutton

WALL-MOUNTING DEVICES

### Description

Ekinex® Touch&See with 2-fold pushbutton is a KNX device for the switching, control and display of bus functions. By means of its touch-screen and the graphical user interface, it is possible to control KNX actuators in an easy and intuitive way, to display information coming from KNX actuators and sensors and to perform as a room thermostat for a maximum of 8 independent zones. One temperature value can be measured from the integrated sensor, while the other values can be received from the bus. The integrated 2-fold pushbutton allows the on/off command of loads, the dimming of lighting devices, the control of motor drives for shutters or the execution of any other programmable command and control function. The LEDs can be chosen in the colour combinations blue / green or white / red. The device integrates a KNX bus communication module and is designed for mounting onto a wall-mounting box; it is powered by SELV voltage directly from the KNX bus and requires an auxiliary 30 Vdc power supply.

### Main features

- 3,5" TFT back-lit touch display, 320 x 240 pixel resolution, 65,536 colours
- Seven main graphic pages
- Integrated temperature sensor
- 2-fold pushbutton (possibility to configure up to 4 independent functions)
- 4 freely programmable LEDs for each channel
- 2 colour combination available for the LEDs (blue/green or red/white)
- Plastic casing
- Connection to bus line with KNX terminal block
- Connection to auxiliary power supply with yellow / white terminal block
- Programming pushbutton and LED on the rear
- Wall-mounting installation on round, square or rectangular wall box
- IP20 protection degree (installed)
- Weight 130 g (with mounting support)

### Technical data

- SELV power supply from KNX bus (communication)
- 30 Vdc auxiliary power supply (screen)

### Order information

| Code         | LED colours  | Mounting                                       |
|--------------|--------------|--|
| EK-EF2-TP    | blue / green | with rectangular frame of Form or Flank series |
| EK-EF2-TP-RW | red / white  |  |

### Products included

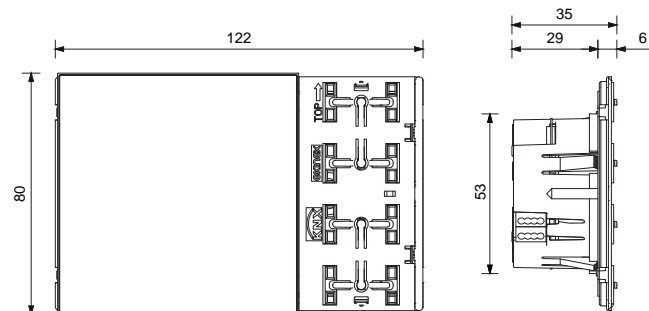
Delivery includes a terminal block for connection to the bus, a terminal block for connection to the auxiliary power supply, a metal support for installation onto round or square mounting box (fixing holes 60 mm apart) or rectangular mounting box (fixing holes 83,5 mm apart) and two pairs of fixing screws.

### Accessories

The following accessories are available to be ordered separately:

- square rockers (page 120)
- rectangular frame of Form (page 131) or Flank (page 132) series

### Dimensions [mm]



### Configuration and commissioning


By means of ETS4 2.0 software (or later versions)  
Application program: **APEKEF2TP##.knxprod**  
(## = version, download from [www.ekinex.com](http://www.ekinex.com))



### Documentation

For more information, see the **STEKEF2TP\_EN.pdf**, technical sheet available for download from [www.ekinex.com](http://www.ekinex.com)





**Movement sensor**

| Description                              | Code            | Page |
|--|-----------------|------|
| a) Movement sensor with metallic support | EK-SM2-TP       | 76   |
| b) Cover with lens                       | EK-CLM-...      | 76   |
| c) Square plate Surface series*          | EK-SQS-...      | 141  |
| d) Square plate*                         | EK-PQS-...      | 134  |
| e) Square plate Deep series*             | EK-DQS-...      | 137  |
| f) Adapter for Surface square plate      | EK-TAS-Q-...-NF | 141  |

| Description                              | Code                     | Page    |
|--|--------------------------|---------|
| g) Adapter for square plate              | EK-TAQ                   | 134     |
| h) Adapter for 'NF and Deep square plate | EK-TAQ-...-NF            | 134-137 |
| i) Square frame of Flank series          | EK-FLQ-...               | 132     |
| l) Square frame of Form series           | EK-FQ-...                | 131     |
| m) Round flush-mounting box              | not delivered by Ekinex® | -       |
| n) Square flush-mounting box             | not delivered by Ekinex® | -       |

\*) 60 x 60 mm window

# Sensors

## WALL AND CEILING-MOUNTING DEVICES




**Movement and presence sensors complete with frames Form, Flank or in the 'NF, Deep and Surface versions for aesthetics coordinated to the Ekinex® pushbuttons.**

The Ekinex® movement sensor allows to control automatically bus functions, such as lighting or room heating and cooling. The base is represented by the device (EK-SM2-TP) which integrates a KNX communication module. The device (a), delivered with the corresponding metal mounting support and a terminal block for the bus connection, is suitable for round (m) or square (n) wall mounting boxes with fixing holes 60 mm apart.

The movement sensor needs to be finished with a square plate with 60 x 60 mm window and a square frame of Flank (i) or Form (l) series, available in plastic or aluminium and in several colours and finishings. The device may be also installed with frame by separately ordering a square 'NF, Deep or Surface adapter provided with a side profile in white or black colour ('NF only).

The movement sensor has to be connected to the signal bus cable; the device is powered at SELV (Safety Extra Low Voltage) voltage, thus offering a much higher safety level than traditional sensors. The configuration and commissioning is carried out by means of the ETS® software. The related application programs can be downloaded from the [www.ekinex.com](http://www.ekinex.com) website.





# Movement sensor

WALL-MOUNTING DEVICES

### Description

The Ekinex® EK-SM2-TP movement sensor detects movement and presence of people in a semi-circular area. It is ideally used in corridors, transit areas, toilets, staircases, elevators and, in general, all areas having occasional transit. The device has one channel for lighting, and one channel for the control of HVAC devices. Movement and presence detection are operated by three PIR sensors (passive infra-red); one further sensor measures room luminosity. The device can work in semi-automatic or automatic mode. The device integrates a KNX bus communication module, is suitable for flush-mounting boxes and is powered by a SELV voltage by means of the KNX bus.

### Main features

- 180° detection range (semi-circular)
- Max distance 10 m (mounted at 3 m height)
- Mounting height from 1 to 3 m
- 3 passive infra-red (PIR) sensors
- Adjustable sensitivity (10 levels)
- Master or slave configuration
- Connection to bus line with KNX terminal block
- Frontal programming pushbutton and LED
- Wall-mounting installation on round or square wall box
- Metal support with screws for mounting on round or square mounting box (holes 60 mm apart)
- IP20 protection degree (installed)
- Weight 40 g

### Technical data

- SELV voltage from KNX bus
- Power absorption 0,4 W

### Products included

Delivery includes a terminal block for connection to the bus, a metal support for installation onto round or square mounting box (fixing holes 60 mm apart) and two fixing screws.

### Accessories

The following accessories are available to be ordered separately:

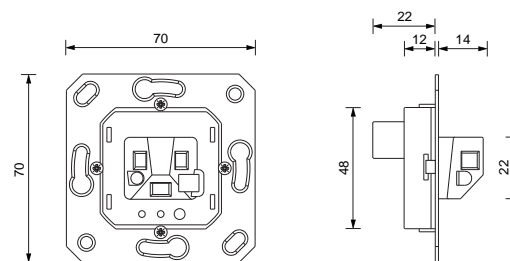
- square frame in Form (page 131) or Flank (page 132) series
- square plate with window 60 x 60 mm - EK-PQS (NF page 134) EK-DQS (Deep page 137) / EK-SQS (Surface page 141)
- lens with modular cover 60 x 60 mm (see table below)

| Component                            | [Pcs.] | Dimensions [mm]              | Colour                   | Code       |
|--------------------------------------|--------|------------------------------|--------------------------|------------|
| Lens with cover for sensor EK-SM2-TP | 1      | 60 x 60 (lens protrusion 21) | Ice white                | EK-CLM-GAA |
|                                      |        |                              | Other colours on request | EK-CLM-GA_ |



EK-CLM-GAA

### Dimensions [mm]



### Configuration and commissioning

By means of ETS3 software (or later versions)  
Application program: **APEKSM2TP##.vd4**  
(## = version, download from [www.ekinex.com](http://www.ekinex.com))



### Documentation

For more information, see the **STEKSM2TP\_EN.pdf** technical sheet available for download from [www.ekinex.com](http://www.ekinex.com)



### Order information

| Code      | Package |
|-----------|---------|
| EK-SM2-TP | 1 pcs.  |



# Ceiling mounted presence sensor

CEILING-MOUNTING DEVICES

## Description

The Ekinex® presence sensor EK-DF2-TP is a ceiling flush mount Passive Infrared (PIR) motion detector, for the detection of movement and presence of people in indoor spaces with a coverage area of 360°. The detection area can be extended using other sensors configured as slave devices. An integrated light sensor, combined with the motion detector, can manage light switching depending on brightness level as well as presence. The device has two distinct output channels for lighting, with independent parameters; the operation can be automatic or semi automatic. The device is also capable of maintaining a constant brightness level in the room by controlling a dimmable light source. All of the above parameters can be set by the user either through ETS or by means of a dedicated IR remote during installation. The device has two additional HVAC channels, which act in a similar way as the Light Control channels but without the standby time and light level dependence. An additional alarm channel can switch the load on or off depending on the number of trigger events (movements) detected in a time frame of configurable duration

## Main features

- Semi-automatic or fully automatic operation
- Two independent Light control channels
- Two independent HVAC control channels
- One alarm channel
- An additional device can be used as slave for any of the channels
- Detection span of 360°, sectors can be masked through optical shields
- Adjustable Sensitivity, with "Walk test" to verify detection range
- Parameters can be set from ETS or through an IR remote

## Technical data

- Rated voltage: 24 Vdc (21 - 30 Vdc) supplied by KNX bus
- Current consumption (on KNX bus): max 10 mA (operation) / 5 mA (Standby)
- Detection range: 360° circular (maskable), **up to 9 m diameter at 2.5 m mounting height**
- Light measurement range: 10..2000 Lux
- Housing, lens and frame in plastic material
- Safety standards: IEC 61000-6-1 / IEC 61000-6-3 / EN55014 / EN 50491

## Order information

| Code      | Package |
|-----------|---------|
| EK-DF2-TP | 1 pcs.  |

## Environmental conditions

- Operating temperature: - 20 ... + 40°C
- Relative humidity: 95% not condensing
- Environmental protection: IP20

## Switching, display and detection elements

The device is equipped with:

- on the rear side, a programming pushbutton
- visible through the plastic lens, a blue programming LED, a red signalling LED, a PIR sensor, a brightness sensor and an IR receiver

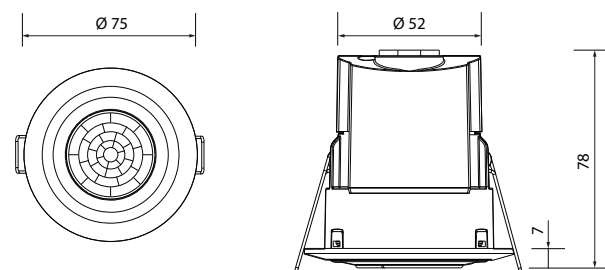
## Accessories

The following accessories are available to be ordered separately:

- IR Remote Controller - EK-QR6-IR and support for protruding mounting - EK-QS3



## Dimensions [mm]



## Configuration and commissioning



By means of ETS5 software (or later versions)  
Application program: **APEKDF2TP##.knxprod**  
(## = version, download from [www.ekinex.com](http://www.ekinex.com))



## Documentation

For more information, see the **STEKDF2TP\_EN.pdf** technical sheet available for download from [www.ekinex.com](http://www.ekinex.com)



EK-DF2-TP



EK-QR6-IR



# Ceiling mounted presence sensor

CEILING-MOUNTING DEVICES

## Description

The Ekinex® presence sensor EK-DG2-TP is a ceiling flush mount Passive Infrared (PIR) motion detector, for the detection of movement and presence of people in indoor spaces with a coverage area of 360°. The detection area can be extended using other sensors configured as slave devices. An integrated light sensor, combined with the motion detector, can manage light switching depending on brightness level as well as presence. The device has two distinct output channels for lighting, with independent parameters; the operation can be automatic or semi automatic. The device is also capable of maintaining a constant brightness level in the room by controlling a dimmable light source. All of the above parameters can be set by the user either through ETS or by means of a dedicated IR remote during installation. The device has two additional HVAC channels, which act in a similar way as the Light Control channels but without the standby time and light level dependence. An additional alarm channel can switch the load on or off depending on the number of trigger events (movements) detected in a time frame of configurable duration.

## Main features

- Semi-automatic or fully automatic operation
- Two independent Light control channels
- Two independent HVAC control channels
- One alarm channel
- An additional device can be used as slave for any of the channels
- Detection span of 360°, sectors can be masked through optical shields
- Adjustable Sensitivity, with "Walk test" to verify detection range
- Parameters can be set from ETS or through an IR remote

## Technical data

- Rated voltage: 24 Vdc (21 - 30 Vdc) supplied by KNX bus
- Current consumption (on KNX bus): max 10 mA (operation) / 5 mA (Standby)
- Detection range: 360° circular (maskable), **up to 12 m diameter at 2.5 m mounting height**
- Light measurement range: 10..2000 Lux
- Housing, lens and frame in plastic material
- Safety standards: IEC 61000-6-1 / IEC 61000-6-3 / EN55014 / EN 50491

## Environmental conditions

- Operating temperature: - 20 ... + 40°C
- Relative humidity: 95% not condensing
- Environmental protection: IP20

## Switching, display and detection elements

The device is equipped with:

- on the rear side, a programming pushbutton
- visible through the plastic lens, a blue programming LED, a red signalling LED, a PIR sensor, a brightness sensor and an IR receiver

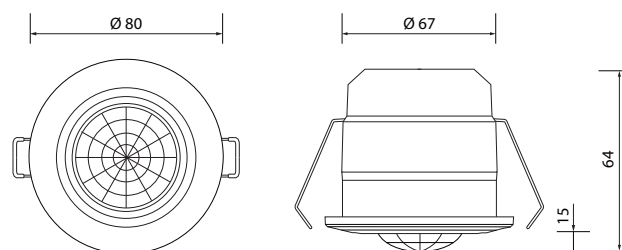
## Accessories

The following accessories are available to be ordered separately:

- IR Remote Controller - EK-QR6-IR and support for protruding mounting - EK-QS3



## Dimensions [mm]



## Configuration and commissioning



By means of ETS5 software (or later versions)  
Application program: **APEKDG2TP##.knxprod**  
(## = version, download from [www.ekinex.com](http://www.ekinex.com))



## Order information

| Code      | Package |
|-----------|---------|
| EK-DG2-TP | 1 pcs.  |



## Documentation

For more information, see the **STEKDG2TP\_EN.pdf** technical sheet available for download from [www.ekinex.com](http://www.ekinex.com)



EK-DG2-TP



EK-QR6-IR



# Presence sensor for outdoor mounting

WALL AND CEILING-MOUNTING DEVICES

## Description

The Ekinex® EK-DH4-TP presence sensor is an infrared motion detector passive (PIR) for outdoor ceiling or wall mounting, for motion and presence detection of people in outdoor spaces with a 360° coverage area. The detection area can be extended using other sensors configured as slave devices. One integrated light sensor, combined with the motion detector, can manage the ignition of light according to brightness level and presence. The device has two channels of separate output for lighting, with independent parameters; the operation can be automatic or semi-automatic. All the above listed parameters can be set by the user via ETS or via a dedicated IR remote control during installation. The device has two additional HVAC channels, which act similarly to brightness control channels, but without the standby time function and light level dependency. One additional alarm channel can activate or deactivate the load depending on the number of trigger events (movements) detected in a configurable time interval.

## Main features

- Semi-automatic or fully automatic operation
- Two independent light control channels
- Two independent HVAC control channels
- An alarm channel
- An additional device can be used as a slave for any of the channels
- Detection range of 360° (180° on the wall), sectors can be masked through optic screens
- Adjustable sensitivity, with "Walk test" to verify the detection radius
- Parameters can be set by ETS or via an IR remote control.

## Technical data

- Rated voltage: 24 VDC (21-30 VDC) supplied by KNX bus
- Current consumption (on KNX bus): max. 10 mA (operation) / 5 mA (standby)
- Sensing range: 360° circular (masking), **up to 32 m diameter at 2.5 m mounting height**
- Light measuring range: 10..2000 Lux
- Housing, lens and frame in plastic material
- Safety standards: IEC 61000-6-1 / IEC 61000-6-3 / EN 55014 / EN 50491

## Environmental conditions

- Operating temperature: - 20 ... + 40°C
- Relative humidity: 95% not condensing
- Environmental protection: IP20

## Switching, display and detection elements

The device is equipped with:

- on the rear side, a programming pushbutton
- visible through the plastic lens, a blue programming LED, a red signalling LED, a PIR sensor, a brightness sensor and an IR receiver

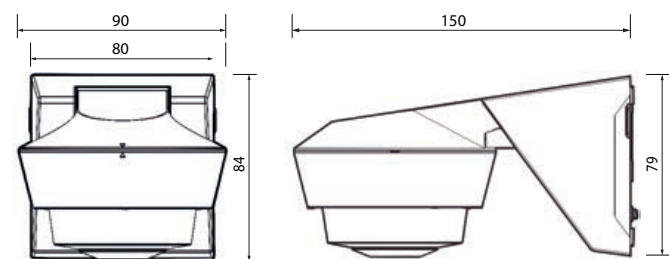
## Accessories

The following accessories are available to be ordered separately:

- IR Remote Controller - EK-QR6-IR



## Dimensions [mm]



## Configuration and commissioning



By means of ETS5 software (or later versions)  
Application program: **APEKDH4TP##.knxprod**  
(## = version, download from [www.ekinex.com](http://www.ekinex.com))



## Order information

| Code      | Package |
|-----------|---------|
| EK-DH4-TP | 1 pcs.  |



## Documentation

For more information, see the **STEKDH4TP\_EN.pdf** technical sheet available for download from [www.ekinex.com](http://www.ekinex.com)



EK-DH4-TP



EK-QR6-IR





**71**

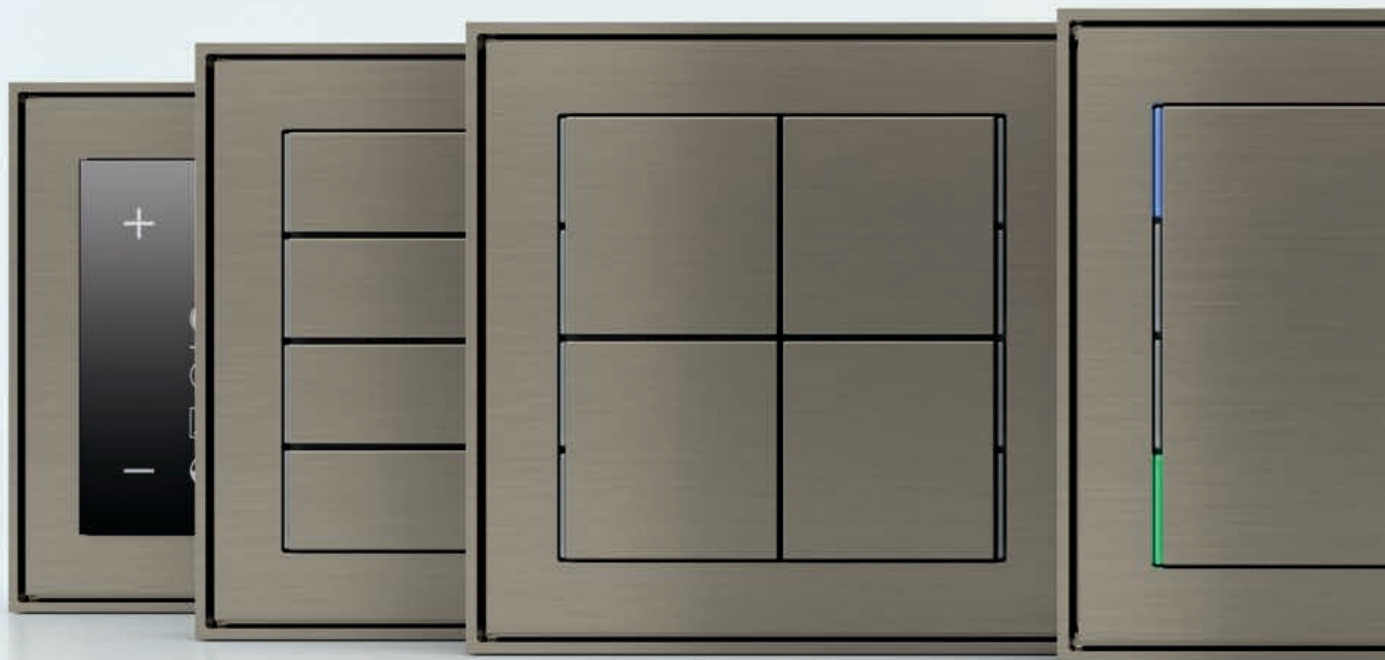
WALL-MOUNTING DEVICES

**SERIES**

|         |    |
|---------|----|
| Form    | 84 |
| Flank   | 86 |
| 'NF     | 88 |
| Deep    | 90 |
| Surface | 92 |







## 71 - Form

WALL-MOUNTING DEVICES - 71 SERIES

**Elegant and refined. The compactness that adapts to your style.** With an ultra-thin frame, the Form line of the 71 series has integrated plastic or metal pushbuttons, thermostats and plates for sockets and LEDs with adjustable light intensity in blue/green or white/red colour combinations. The different finishes can be freely combined with each other.

### Available colour solutions

|                   | Form | Flank | 'NF | Deep | Surface |
|-------------------|------|-------|-----|------|---------|
| <b>Plastic</b>    | •    | •     | •   | -    | -       |
| <b>Metal</b>      | •    | •     | •   | •    | •       |
| <b>Fenix NTM®</b> | •    | -     | •   | •    | •       |

For more information see page 153



86 x 86 x 8 mm



86 x 86 x 8 mm



86 x 86 x 8 mm



86 x 86 x 8 mm



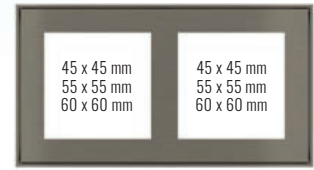
45 x 45 mm  
55 x 55 mm  
60 x 60 mm

86 x 86 x 8 mm



68 x 45 mm  
60 x 60 mm

126 x 86 x 8 mm



45 x 45 mm  
55 x 55 mm  
60 x 60 mm

45 x 45 mm  
55 x 55 mm  
60 x 60 mm

156 x 86 x 8 mm



## 71 - Flank


WALL-MOUNTING DEVICES - 71 SERIES

**Harmony and essentiality.** The rigorous simplicity of detail. The Flank line of the 71 series has pushbuttons, thermostats and plates for sockets with simple shapes that can be distinguished by the characteristic side edges. The plastic or metal finishes can be combined according to your taste and needs.

### Available colour solutions

|                   | Form | Flank | 'NF | Deep | Surface |
|-------------------|------|-------|-----|------|---------|
| <b>Plastic</b>    | •    | •     | •   | -    | -       |
| <b>Metal</b>      | •    | •     | •   | •    | •       |
| <b>Fenix NTM®</b> | •    | -     | •   | •    | •       |


For more information see page 153



94 x 80 x 8 mm




94 x 80 x 8 mm




94 x 80 x 8 mm




94 x 80 x 8 mm




94 x 80 x 8 mm



134 x 80 x 8 mm



165 x 80 x 8 mm



## 71 - 'NF

WALL-MOUNTING DEVICES - 71 SERIES



**Simple and rational.** Frameless, the 'NF line of the 71 Series provides pushbuttons, thermostats and plates for sockets in plastic, metal and Fenix NTM®, the super opaque and soft touch nanotechnological material. Equipped with LEDs with adjustable light intensity in blue/green or white/red combinations.

### Available colour solutions

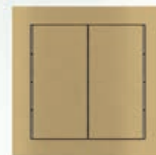
|                   | Form | Flank | 'NF | Deep | Surface |
|-------------------|------|-------|-----|------|---------|
| <b>Plastic</b>    | •    | •     | •   | -    | -       |
| <b>Metal</b>      | •    | •     | •   | •    | •       |
| <b>Fenix NTM®</b> | •    | -     | •   | •    | •       |

For more information see page 153

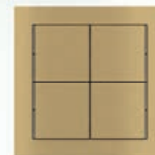




80 x 80 x 8 mm



80 x 80 x 8 mm



80 x 80 x 8 mm



80 x 80 x 8 mm




45 x 45 mm  
55 x 55 mm  
60 x 60 mm

80 x 80 x 9 mm




68 x 45 mm  
60 x 60 mm

128 x 80 x 9 mm



45 x 45 mm  
55 x 55 mm  
60 x 60 mm

158 x 80 x 9 mm



## 71 - Deep


WALL-MOUNTING DEVICES - 71 SERIES

**Slim and elegant.** The Deep line of the 71 series provides plastic, metal and Fenix NTM® pushbuttons, thermostats and plates for sockets in a wide range of colours and sizes with integrated LEDs that can be freely combined with each other. Ideal for even the most eclectic and elegantly designed spaces.

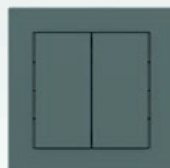
### Available colour solutions

|                   | Form | Flank | 'NF | Deep | Surface |
|-------------------|------|-------|-----|------|---------|
| <b>Plastic</b>    | •    | •     | •   | -    | -       |
| <b>Metal</b>      | •    | •     | •   | •    | •       |
| <b>Fenix NTM®</b> | •    | -     | •   | •    | •       |


For more information see page 153



87 x 87 x 9 mm




87 x 87 x 9 mm



87 x 87 x 9 mm




87 x 87 x 9 mm




45 x 45 mm  
55 x 55 mm  
60 x 60 mm

87 x 87 x 9 mm




68 x 45 mm  
60 x 60 mm

128 x 87 x 9 mm




45 x 45 mm  
55 x 55 mm  
60 x 60 mm

158 x 87 x 9 mm



55 x 55 mm  
60 x 60 mm

229 x 87 x 9 mm  
3 windows 55 x 55 x 55 mm or 3 windows 60 x 60 x 60 mm



## 71 - Surface

WALL-MOUNTING DEVICES - 71 SERIES

**Essentiality and functionality for the contemporary home.** Designed to create a continuum with the wall, the Surface line of the 71 series integrates with the background almost as if it were part of it. The different available combinations make it particularly versatile and successful in the most different situations. The materials used are metal and the nanotechnological Fenix NTM®.

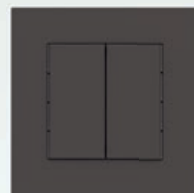
### Available colour solutions

|                   | Form | Flank | 'NF | Deep | Surface |
|-------------------|------|-------|-----|------|---------|
| <b>Plastic</b>    | •    | •     | •   | -    | -       |
| <b>Metal</b>      | •    | •     | •   | •    | •       |
| <b>Fenix NTM®</b> | •    | -     | •   | •    | •       |


For more information see page 153



98 x 98 x 3 mm




98 x 98 x 3 mm



98 x 98 x 3 mm



98 x 98 x 3 mm



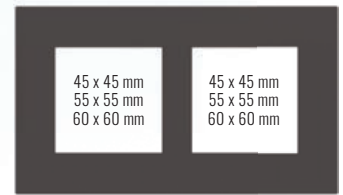
45 x 45 mm  
55 x 55 mm  
60 x 60 mm

98 x 98 x 3 mm



68 x 45 mm  
60 x 60 mm

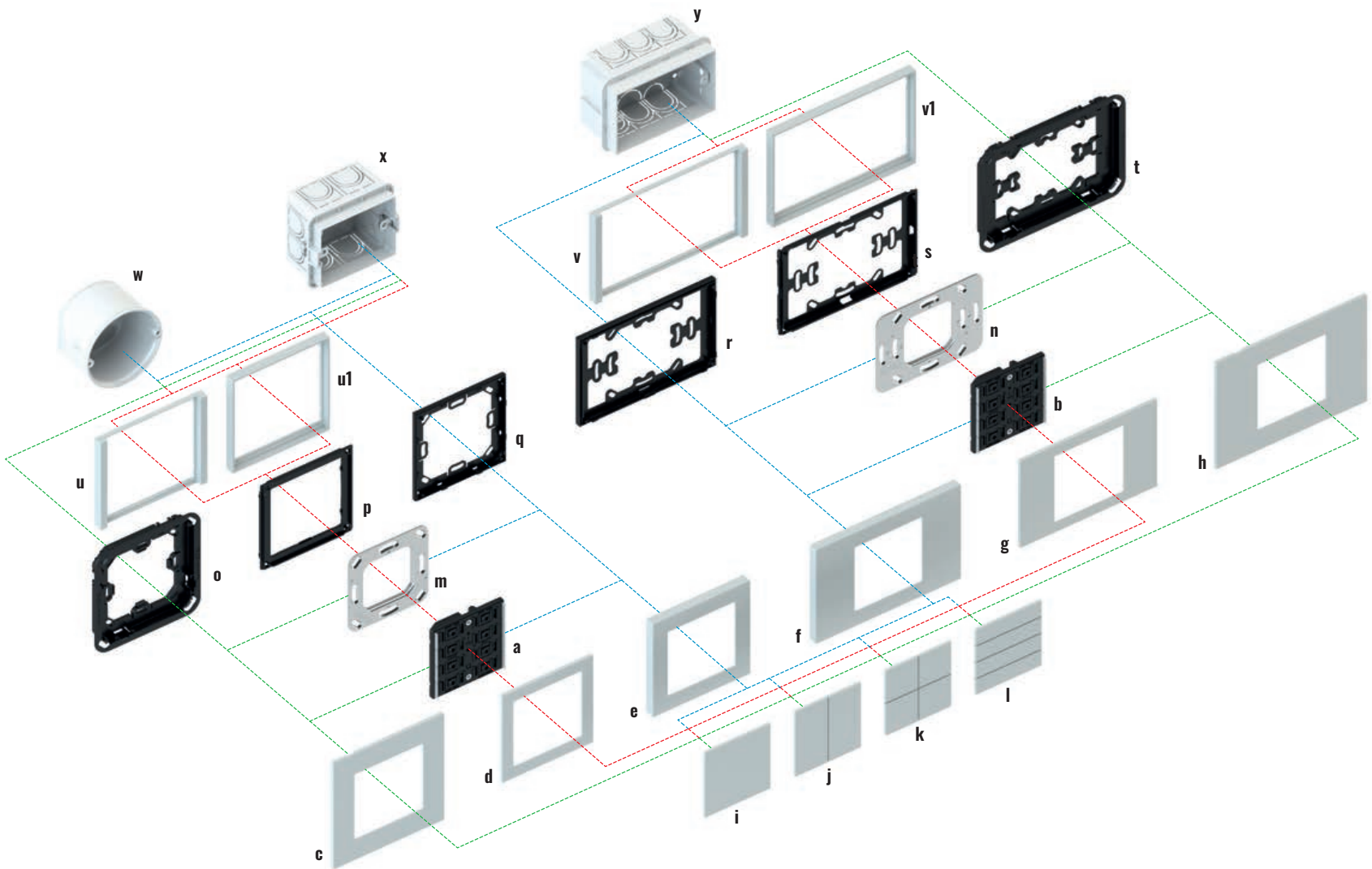
133 x 98 x 3 mm



45 x 45 mm  
55 x 55 mm  
60 x 60 mm

45 x 45 mm  
55 x 55 mm  
60 x 60 mm

168 x 98 x 3 mm



**Pushbuttons 71 series**

| Description  | Code                         | Page  |
|--|------------------------------|-------|
| a) Pushbutton 71 series                              | EK-E12-... or EK-E22-...     | 96-98 |
| b) Pushbutton 71 series for rectangular 3-module box | EK-E12-...-R or EK-E22-...-R | 97-99 |
| c) Square plate Surface series*                      | EK-SQS-...                   | 141   |
| d) Square plate*                                     | EK-PQS-...                   | 134   |
| e) Square plate Deep series*                         | EK-DQP-...                   | 137   |
| f) Rectangular plate Deep series*                    | EK-DRS-...                   | 138   |
| g) Rectangular plate*                                | EK-PRS-...                   | 135   |
| h) Rectangular plate Surface series*                 | EK-SRS-...                   | 142   |
| i) Square rocker (1)                                 | EK-T1Q-...                   | 122   |
| j) Rectangular vertical rockers (2))                 | EK-T2R-...                   | 122   |
| k) Square rockers (4)                                | EK-T4Q-...                   | 122   |
| l) Rectangular horizontal rockers (4)                | EK-T4R-...                   | 122   |
| m) Metal mounting support                            | EK-SMQ-71                    | 151   |
| n) Metal mounting support with adapter**             | EK-SMR-71                    | 151   |

| Description   | Code                     | Page    |
|---|--------------------------|---------|
| o) Adapter for square Surface plate                       | EK-TAS-Q-...-NF          | 141     |
| p) Adapter for square plate - Form or Flank frames**      | EK-TAQ                   | 134     |
| q) Adapter for square plate 'NF and Deep series           | EK-TAQ-...-NF            | 134-137 |
| r) Adapter for rectangular plate 'NF and Deep series      | EK-TAR-...-NF            | 135-138 |
| s) Adapter for rectangular plate - Form or Flank frames** | EK-TAR                   | 135     |
| t) Adapter for Surface rectangular plate                  | EK-TAS-R-...             | 141     |
| u) Square frame Flank series                              | EK-FLQ-...               | 132     |
| u1) Square frame Form series                              | EK-FOQ-...               | 131     |
| v) Rectangular frame Flank series                         | EK-FLR-...               | 132     |
| v1) Rectangular frame Form series                         | EK-FOR-...               | 131     |
| w) Round flush-mounting box                               | not delivered by Ekinex® |         |
| x) Square flush-mounting box                              | not delivered by Ekinex® |         |
| y) Rectangular flush-mounting box (3 modules)             | not delivered by Ekinex® |         |

\* ) 60 x 60 mm window

\*\* ) Included with the purchase of the related 71 series pushbutton

## Pushbuttons - 71 series


WALL-MOUNTING DEVICES



**71 series: infinite number of combinations for a unique style. The series of 71 buttons are available in square or rectangular version with single, double or triple window (Deep version only).**

The Ekinex® pushbuttons of 71 series range and related accessories offer the possibility to realize several variations that will satisfy the most diverse needs. The base is represented by the device which is fitted with a KNX communication module. The EK-E12-TP version **(a)** of the pushbutton is suitable for mounting into a flush mounting box, either round **(w)** or square **(x)**, provided with fixing holes 60 mm apart, while the EK-E12-TP-...-R version **(b)** is also suitable for mounting into a rectangular wall mounting box **(y)** 3 seater according to the Italian installation standard provided with fixing holes 83,5 mm apart. Each pushbutton is delivered with its relative metal support **(m, n)** which, in case of necessity, can also be ordered separately. A plastic adapter and a terminal block complete the supply.

The pushbuttons must be finished off with an operation surface (rockers), a plate with 60 x 60 mm window **(c, d, e, f, g, h)** and a frame. The rockers are available in square **(i, k)** and rectangular **(j, l)** shapes of different modularities, in plastic material, aluminium or Fenix NTM® and in several colours. Version EK-E12-TP has integrated LEDs which can be programmed freely: as an example, as a status feedback or as an orientation light at night time. Two colour combinations are available for the LEDs: blue / green or red / white. The same version also offers a room thermostat function, thanks to the integrated temperature sensor. The frames, square **(u, u1)** and rectangular **(v, v1)**, are available in two stylish alternatives (Form and Flank) and are available in plastic material or aluminium and in several colours and finishings. The 'NF' version of the pushbutton is mounted without frame and is provided with a side profile in white or black colour.



The pushbuttons simply get connected to the unique signal bus cable and do not require auxiliary power supply: the devices are supplied at SELV (Safety Extra Low Voltage) voltage, thus offering a much higher safety level than traditional commands. The configuration and commissioning is carried out by means of the ETS® software. The related application programs can be downloaded from the [www.ekinex.com](http://www.ekinex.com) website.



# 4-fold basic pushbutton - 71 series

WALL-MOUNTING DEVICES

### Description

The 4-fold pushbutton of Ekinex® 71 series commands loads on/off switching, controls the dimming of lighting devices, controls motor drives for shutters or executes any other programmable command and control function. The device integrates a KNX bus communication module and is intended for mounting onto a wall mounting box; it is supplied by a SELV voltage directly from the KNX bus and does not require any auxiliary power supply.

### Main features

- 4-fold (possibility to configure up to 8 independent functions)
- Plastic casing
- Connection to bus line with KNX terminal block
- Frontal programming pushbutton and LED
- Wall-mounting installation on round or square wall box
- IP20 protection degree (installed)
- Weight 70 g (with mounting support)

### Technical data

- 30 Vdc power supply by KNX bus
- Current consumption from bus < 15 mA

### Products included

Delivery includes a terminal block for connection to the bus, a metal support for installation onto round or square mounting box (fixing holes 60 mm apart), a plastic adapter and two pairs of fixing screws.

### Accessories

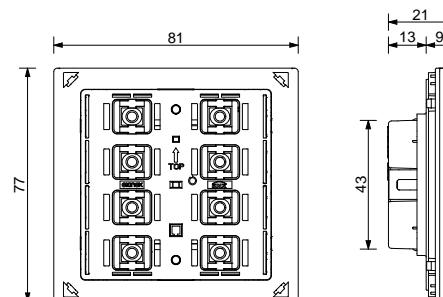
The following accessories are available to be ordered separately:

- set of 1 square rocker, 2 vertical rectangular rockers, 4 square rockers or 4 horizontal rectangular rockers (page 122)
- square frame of Form (page 131) or Flank series (page 132)
- square plate with 60 x 60 mm window (page 134, 137, 141)

### Note

Finishing a 71 series pushbutton with a square rocker with 60 x 60 mm modularity does not allow the use of the integrated brightness sensor.

### Dimensions [mm]



Mounting with frame: 81 x 77 (L x H)  
 Mounting without frame ('NF'): 80 x 80 (L x H)

### Order information

| Code          | Mounting                                  | Side profile |
|---------------|---|--------------|
| EK-E22-TP     | with square frame of Form or Flank series | -            |
| EK-E22-TP-NF  | without frame ('NF series)                | black        |
| EK-E22-TP-NFW |   | white        |

Also available in multiple pack of 8 pcs.

### Configuration and commissioning



By means of ETS4 2.0 software (or later versions)  
 Application program: **APEKE22TP##.knxprod**  
 (## = version, downloadable from [www.ekinex.com](http://www.ekinex.com))




### Documentation

For more information, see the **STEKE22TP\_EN.pdf**, technical sheet available for download from [www.ekinex.com](http://www.ekinex.com)







## 4-fold basic pushbutton and room thermostat for rectangular wall-box - 71 series

WALL-MOUNTING DEVICES

### Description

The 4-fold pushbutton of Ekinex® 71 series commands loads on/off switching, controls the dimming of lighting devices, controls motor drives for shutters or executes any other programmable command and control function. The device integrates a KNX bus communication module and is intended for mounting onto a wall mounting box; it is supplied by a SELV voltage directly from the KNX bus and does not require any auxiliary power supply.

### Main features

- 4-fold (possibility to configure up to 8 independent functions)
- Plastic casing
- Connection to bus line with KNX terminal block
- Frontal programming pushbutton and LED
- Wall-mounting installation on round, square or rectangular wall box
- IP20 protection degree (installed)
- Weight 100 g (with mounting support)

### Technical data

- 30 Vdc power supply by KNX bus
- Current consumption from bus < 15 mA

### Products included

Delivery includes a terminal block for connection to the bus, a metal support for installation onto round or square (fixing holes 60 mm apart) or rectangular 3 seater mounting box according to the Italian installation standard provided (fixing holes 83,5 mm apart), a rectangular adapter and two pairs of fixing screws.

### Accessories

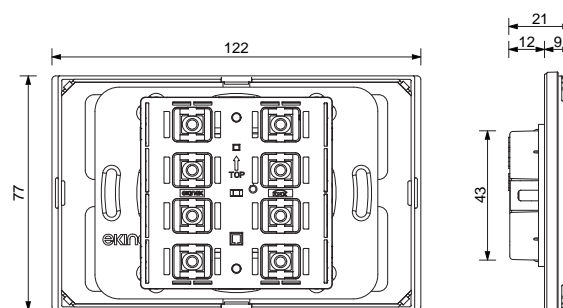
The following accessories are available to be ordered separately:

- set of 1 square rocker, 2 vertical rectangular rockers, 4 square rockers or 4 horizontal rectangular rockers (page 122)
- rectangular frame of Form (page 131) or Flank series (page 132)
- rectangular plate with 60 x 60 mm window (page 135, 138, 142)

### Note

Finishing a 71 series pushbutton with a square rocker with 60 x 60 mm modularity does not allow the use of the integrated brightness sensor.

### Dimensions [mm]



Mounting with frame: 122 x 77 (L x H)

Mounting without frame ('NF): 120 x 80 (L x H)

### Order information

| Code            | Mounting                                       | Side profile |
|-----------------|--|--------------|
| EK-E22-TP-R     | with rectangular frame of Form or Flank series | -            |
| EK-E22-TP-NF-R  | without frame ('NF series)                     | black        |
| EK-E22-TP-NFW-R |  | white        |

Also available in multiple pack of 8 pcs.

### Configuration and commissioning



By means of ETS4 2.0 software (or later versions)  
Application program: **APEKE22TP##.knxprod**  
(## = version, downloadable from [www.ekinex.com](http://www.ekinex.com))



### Documentation

For more information, see the **STEKE22TP\_EN.pdf**, technical sheet available for download from [www.ekinex.com](http://www.ekinex.com)





# 4-fold pushbutton and room thermostat - 71 series

WALL-MOUNTING DEVICES

## Description

The 4-fold pushbutton of Ekinex® 71 series commands loads on/off switching, controls the dimming of lighting devices, controls motor drives for shutters or executes any other programmable command and control function. Thanks to the integrated temperature sensor, the pushbutton can work as a thermostat for a room or a zone. The LED can be chosen in the colour combinations blue / green or white / red. The device integrates a KNX bus communication module and is intended for mounting onto a wall mounting box; it is powered by a SELV voltage directly from the KNX bus and does not require any auxiliary power supply.

## Main features

- 4-fold (possibility to configure up to 8 independent functions)
- 4 freely programmable LED for each channel
- 2 colour combination available for the LED (blue / green or red / white)
- Room thermostat function
- Integrated temperature sensor
- Plastic casing
- Connection to bus line with KNX terminal block
- Frontal programming pushbutton and LED
- Wall-mounting installation on round or square wall box
- IP20 protection degree (installed)
- Weight 70 g (with mounting support)

## Technical data

- 30 Vdc power supply by KNX bus
- Current consumption from bus < 15 mA

## Products included

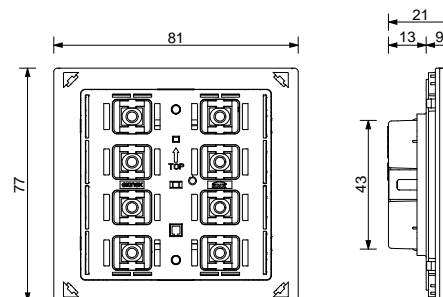
Delivery includes a terminal block for connection to the bus, a metal support for installation onto round or square mounting box (fixing holes 60 mm apart), a plastic adapter and two pairs of fixing screws.

## Accessories

The following accessories are available to be ordered separately:

- set of 1 square rocker, 2 vertical rectangular rockers, 4 square rockers or 4 horizontal rectangular rockers (page 122)
- square frame of Form (page 131) or Flank series (page 132)
- square plate with 60 x 60 mm window (page 134, 137, 141)

## Dimensions [mm]



Mounting with frame: 81 x 77 (L x H)

Mounting without frame ('NF'): 80 x 80 (L x H)

## Order information

| Code             | LED colours  | Mounting                                  | Side profile |
|------------------|--------------|---|--------------|
| EK-E12-TP        | blue / green | with square frame of Form or Flank series | -            |
| EK-E12-TP-RW     | red / white  |   |              |
| EK-E12-TP-BG-NF  | blue / green | without frame ('NF series)                | black        |
| EK-E12-TP-RW-NF  | red / white  |   | white        |
| EK-E12-TP-BG-NFW | blue / green |   |              |
| EK-E12-TP-RW-NFW | red / white  |   |              |

Also available in multiple pack of 8 pcs.

## Configuration and commissioning




By means of ETS4 2.0 software (or later versions)  
Application program: **APEKE12TP##.knxprod**  
(## = version, download from [www.ekinex.com](http://www.ekinex.com))



## Documentation

For more information, see the **STEKE12TP\_EN.pdf**, technical sheet available for download from [www.ekinex.com](http://www.ekinex.com)





## 4-fold pushbutton and room thermostat for rectangular wall-box - 71 series

WALL-MOUNTING DEVICES

### Description

The 4-fold pushbutton of Ekinex® 71 series commands loads on/off switching, controls the dimming of lighting devices, controls motor drives for shutters or executes any other programmable command and control function. Thanks to the integrated temperature sensor, the pushbutton can work as a thermostat for a room or a zone. The LED can be chosen in the colour combinations blue / green or white / red. The device integrates a KNX bus communication module and is intended for mounting onto a wall mounting box; it is powered by a SELV voltage directly from the KNX bus and does not require any auxiliary power supply.

### Main features

- 4-fold (possibility to configure up to 8 independent functions)
- 4 freely programmable LED for each channel
- 2 colour combination available for the LED (blue / green or red / white)
- Room thermostat function
- Integrated temperature sensor
- Plastic casing
- Connection to bus line with KNX terminal block
- Frontal programming pushbutton and LED
- Wall-mounting installation on round, square or rectangular wall box
- IP20 protection degree (installed)
- Weight 100 g (with mounting support)

### Technical data

- 30 Vdc power supply by KNX bus
- Current consumption from bus < 15 mA

### Products included

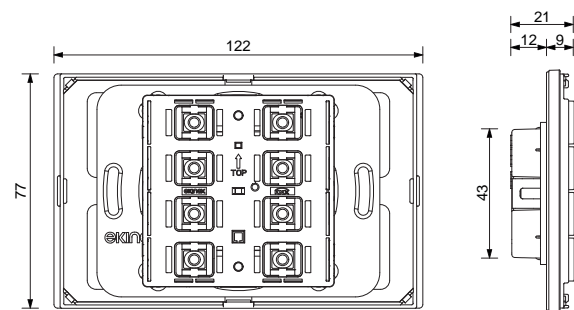
Delivery includes a terminal block for connection to the bus, a metal support for installation onto round or square (fixing holes 60 mm apart) or rectangular 3 seater mounting box according to the Italian installation standard provided (fixing holes 83,5 mm apart), a rectangular adapter and two pairs of fixing screws.

### Accessories

The following accessories are available to be ordered separately:

- set of 1 square rocker, 2 vertical rectangular rockers, 4 square rockers or 4 horizontal rectangular rockers (page 122)
- rectangular frame of Form (page 131) or Flank series (page 132)
- rectangular plate with 60 x 60 mm window (page 135, 138, 142)

### Dimensions [mm]



Mounting with frame: 122 x 77 (L x H)

Mounting without frame ('NF): 120 x 80 (L x H)

### Order information


| Code               | LED colours  | Mounting                                       | Side profile |
|--------------------|--------------|--|--------------|
| EK-E12-TP-R        | blue / green | with rectangular frame of Form or Flank series | -            |
| EK-E12-TP-RW-R     | red / white  |  |              |
| EK-E12-TP-BG-NF-R  | blue / green |  | black        |
| EK-E12-TP-RW-NF-R  | red / white  | without frame ('NF series)                     |              |
| EK-E12-TP-BG-NFW-R | blue / green |  | white        |
| EK-E12-TP-RW-NFW-R | red / white  |  |              |

Also available in multiple pack of 8 pcs.

### Configuration and commissioning



By means of ETS4 2.0 software (or later versions)  
Application program: **APEKE12TP##.knxprod**  
(## = version, download from [www.ekinex.com](http://www.ekinex.com))



### Documentation

For more information, see the **STEKE12TP\_EN.pdf**, technical sheet available for download from [www.ekinex.com](http://www.ekinex.com)





## Room thermostats

WALL-MOUNTING DEVICES - 71 SERIES

**Create a positive atmosphere.** The different operating modes of the 71 series room temperature control allow you to adapt the control to your needs, save energy and ensure your comfort. The numerous integrated functions ensure a comfortable environment in all seasons. The 71 room temperature control will make you want to come back home.

### Available colour solutions

|            | Form | Flank | 'NF | Deep | Surface |
|------------|------|-------|-----|------|---------|
| Plastic    | •    | •     | •   | -    | -       |
| Metal      | •    | •     | •   | •    | •       |
| Fenix NTM® | •    | -     | •   | •    | •       |

For more information see page 153



86 x 86 x 8 mm  
**Form**



94 x 86 x 8 mm  
**Flank**



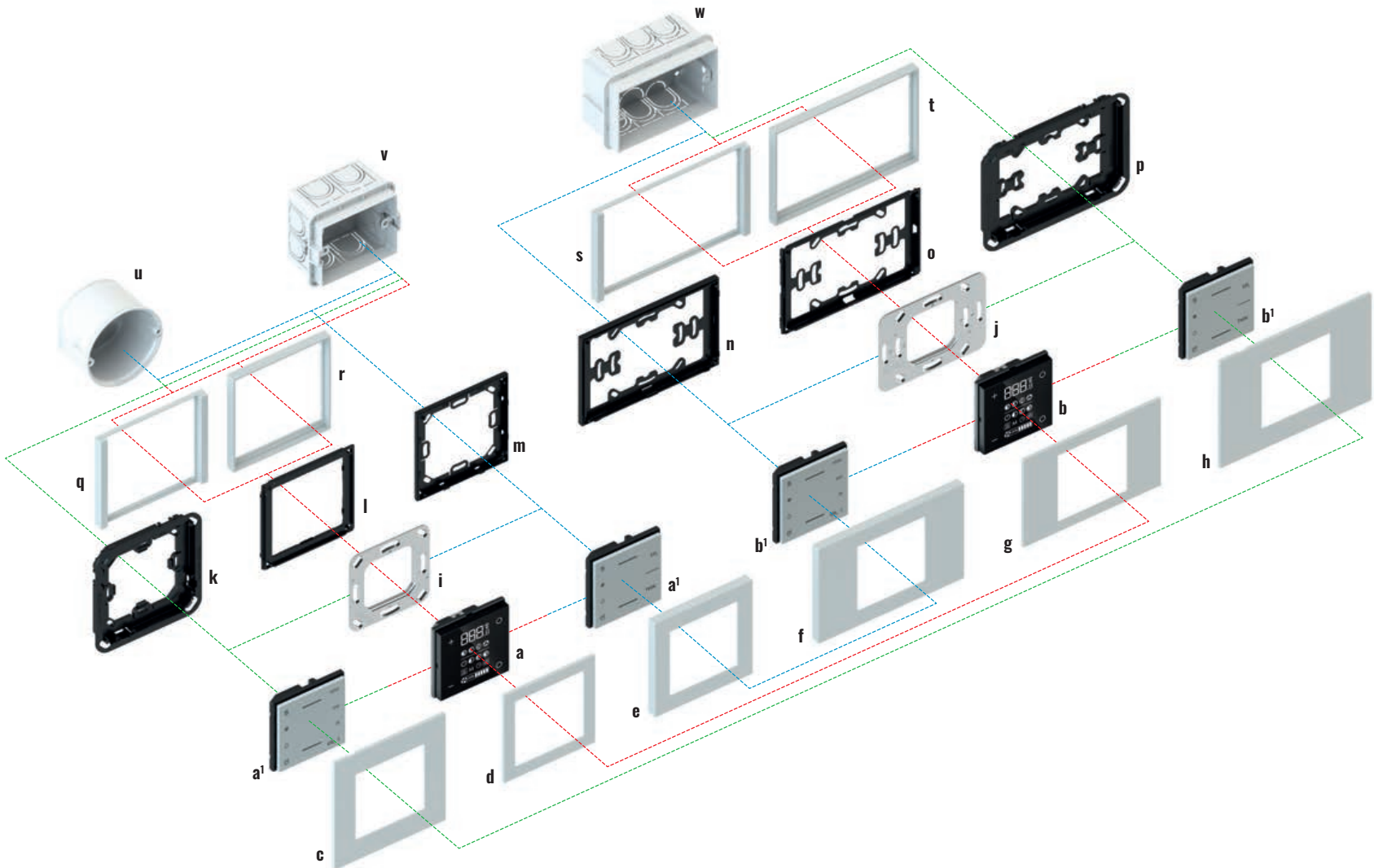
80 x 80 x 8 mm  
**'NF**



86 x 86 x 9 mm  
**Deep**



98 x 98 x 3 mm  
**Surface**



**Room thermostats and Multisensors 71 series**

| Description   | Code                         | Page    |
|---|------------------------------|---------|
| <b>a)</b> Thermostat 71 series                                | EK-E72-TP-...                | 104     |
| <b>b)</b> Thermostat 71 series for rectangular 3-module box   | EK-E72-TP-...-R              | 105     |
| <b>a1)</b> Multisensor 71 series                              | EK-ET2-... or EK-ES2-...     | 106-108 |
| <b>b1)</b> Multisensor 71 series for rectangular 3-module box | EK-ET2-...-R or EK-ES2-...-R | 107-109 |
| <b>c)</b> Square plate Surface series*                        | EK-SQS-...                   | 141     |
| <b>d)</b> Square plate*                                       | EK-PQS-...                   | 134     |
| <b>e)</b> Square plate Deep series*                           | EK-DQP-...                   | 137     |
| <b>f)</b> Rectangular plate Deep series*                      | EK-DRS-...                   | 138     |
| <b>g)</b> Rectangular plate*                                  | EK-PRS-...                   | 135     |
| <b>h)</b> Rectangular plate Surface series*                   | EK-SRS-...                   | 142     |
| <b>i)</b> Metal mounting support                              | EK-SMQ-71                    | 151     |
| <b>j)</b> Metal mounting support with adapter**               | EK-SMR-71                    | 151     |
| <b>k)</b> Adapter for square Surface plate                    | EK-TAS-Q-...-NF              | 141     |
| <b>l)</b> Adapter for square plate - Form or Flank frames**   | EK-TAQ-...                   | 134     |

| Description  | Code                     | Page    |
|--|--------------------------|---------|
| <b>m)</b> Adapter for square plate 'NF and Deep series           | EK-TAQ-...-NF            | 134-137 |
| <b>n)</b> Adapter for rectangular plate 'NF and Deep series      | EK-TAR-...-NF            | 135-138 |
| <b>o)</b> Adapter for rectangular plate - Form or Flank frames** | EK-TAR                   | 135     |
| <b>p)</b> Adapter for Surface rectangular plate**                | EK-TAS-R-...             | 142     |
| <b>q)</b> Square frame Flank series                              | EK-FLQ-...               | 132     |
| <b>r)</b> Square frame Form series                               | EK-FOQ-...               | 131     |
| <b>s)</b> Rectangular frame Flank series                         | EK-FLR-...               | 132     |
| <b>t)</b> Rectangular frame Form series                          | EK-FOR-...               | 131     |
| <b>u)</b> Round flush-mounting box                               | not delivered by Ekinex® |         |
| <b>v)</b> Square flush-mounting box                              | not delivered by Ekinex® |         |
| <b>w)</b> Rectangular flush-mounting box (3 modules)             | not delivered by Ekinex® |         |

\*) 60 x 60 mm window  
 \*\*) Included with the purchase of the related 71 series pushbutton

## Room thermostats - 71 series

WALL-MOUNTING DEVICES



Many different combinations,  
possibilities installation  
horizontally or vertically,  
71 room temperature control  
meets all requirements. Yours too...

The Ekinex® thermostats of 71 series range and related accessories offer the possibility to realize several variations that will satisfy the most diverse needs. The base is represented by the device which is fitted with a KNX communication module. The EK-E72-TP version **(a)** of the thermostat is suitable for mounting into a flush mounting box, either round **(u)** or square **(v)**, provided with fixing holes 60 mm apart, while the EK-E72-TP-...-R version **(b)** is also suitable for mounting into a rectangular wall mounting box **(w)** 3 modules according to the Italian installation standard provided with fixing holes 83,5 mm apart. Each thermostat is delivered with its relative metal support **(i, j)** which, in case of necessity, can also be ordered separately. A plastic adapter and a terminal block complete the supply.

Depending on the version, the thermostat must be finished off with a square **(c, d, e)** or rectangular **(f, g, h)** plate with 60 x 60 mm window and a square **(q, r)** or rectangular **(s, t)** frame. The frames are available in two stylish alternatives (Form and Flank). Plates and frames are in plastic material, aluminium or Fenix NTM®, in several colour and finishing variations. The 'NF' versions of the thermostats are mounted without frame and are provided with a side profile in white or black colour.

The thermostats simply get connected to the unique signal bus cable and do not require auxiliary power supply; the devices are powered at SELV (Safety Extra Low Voltage) voltage, thus offering a much higher safety level than traditional commands. The configuration and commissioning is carried out by means of the ETS® software. The related application programs can be downloaded from the [www.ekinex.com](http://www.ekinex.com) website.





## Room thermostat - 71 series

WALL-MOUNTING DEVICES

### Description

The Ekinex® room temperature controller of 71 series regulates independently the temperature of a room or a zone. In combination with one or more KNX actuators, the room temperature controller is able to control the heating and cooling emission of a series of terminal units for the thermal exchange (such as radiators, fan-coils, floor and ceiling radiant panels, etc.). The device is provided with a LCD-Display with adjustable backlight, and a sensor for temperature measuring. The device integrates a KNX bus communication module and is intended for mounting onto a wall mounting box; it is powered by a SELV voltage directly from the KNX bus and does not require any auxiliary power supply.

### Main features

- LCD-Display with adjustable backlight
- 4 capacitive pushbuttons for controlling of the thermostat functions
- Integrated temperature sensor
- Plastic casing
- Connection to bus line with KNX terminal block
- Frontal programming pushbutton and LED
- Wall-mounting installation on round or square wall box
- IP20 protection degree (installed)
- Weight 90 g (with mounting support)

### Technical data

- 30 Vdc power supply by KNX bus
- Current consumption from bus < 13 mA

### Products included

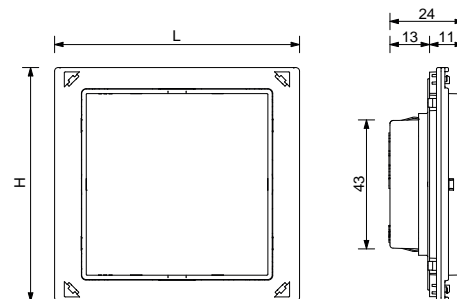
Delivery includes a terminal block for connection to the bus, a metal support for installation onto round or square mounting box (fixing holes 60 mm apart), a plastic adapter, two fixing screws and two rubber screw covers.

### Accessories

The following accessories are available to be ordered separately:

- square frame of Form (page 131) or Flank series (page 132)
- square plate with 60 x 60 mm window (page 134, 137, 141)

### Dimensions [mm]



Mounting with frame: 81 x 77 (L x H)

Mounting without frame ('NF): 80 x 80 (L x H)

### Order information

| Code          | Mounting                                  | Side profile |
|---------------|---|--------------|
| EK-E72-TP     | with square frame of Form or Flank series | -            |
| EK-E72-TP-NF  | without frame ('NF series)                | black        |
| EK-E72-TP-NFW |   | white        |



### Configuration and commissioning

By means of ETS4 2.0 software (or later versions)  
Application program: **APEKE72TP##.knxprod**  
(## = version, download from [www.ekinex.com](http://www.ekinex.com))



### Documentation

For more information, see the **STEKE72TP\_EN.pdf**,  
technical sheet available for download from [www.ekinex.com](http://www.ekinex.com)







# Room thermostat for rectangular wall-box - 71 series

WALL-MOUNTING DEVICES

## Description

The Ekinex<sup>®</sup> room temperature controller of 71 series regulates independently the temperature of a room or a zone. In combination with one or more KNX actuators, the room temperature controller is able to control the heating and cooling emission of a series of terminal units for the thermal exchange (such as radiators, fan-coils, floor and ceiling radiant panels, etc.). The device is provided with a LCD-Display with adjustable backlight, and a sensor for temperature measuring. The device integrates a KNX bus communication module and is intended for mounting onto a wall mounting box; it is powered by a SELV voltage directly from the KNX bus and does not require any auxiliary power supply.

## Main features

- LCD-Display with adjustable backlight
- 4 capacitive pushbuttons for controlling of thermostat functions
- Integrated temperature sensor
- Plastic casing
- Connection to bus line with KNX terminal block
- Frontal programming pushbutton and LED
- Wall-mounting installation on round, square or rectangular wall box
- IP20 protection degree (installed)
- Weight 120 g (with mounting support)

## Technical data

- 30 Vdc power supply by KNX bus
- Current consumption from bus < 13 mA

## Products included

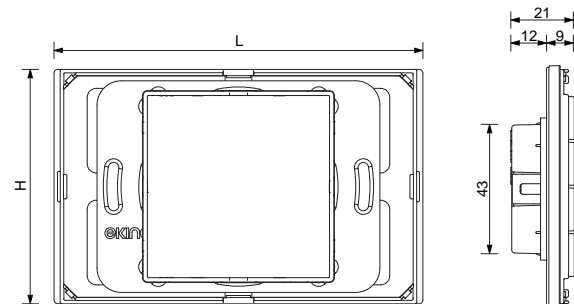
Delivery includes a terminal block for connection to the bus, a metal support for installation onto round or square (fixing holes 60 mm apart) or rectangular 3 seater mounting box according to the Italian installation standard provided (fixing holes 83,5 mm apart), a rectangular adapter and two pairs of fixing screws.

## Accessories

The following accessories are available to be ordered separately:

- rectangular frame of Form (page 131) or Flank series (page 132)
- rectangular plate with 60 x 60 mm window (page 135, 138, 142)

## Dimensions [mm]



Mounting with frame: 122 x 77 (L x H)  
Mounting without frame ('NF'): 120 x 80 (L x H)


## Order information

| Code             | Mounting                                       | Side profile |
|------------------|--|--------------|
| EK-E72-TP-R      | with rectangular frame of Form or Flank series | -            |
| EK-E72-TP-NF-R   | without frame ('NF series)                     | black        |
| EK-E72-TP-NF-W-R |  | white        |

## Configuration and commissioning



By means of ETS4 2.0 software (or later versions)  
Application program: **APEKE72TP##.knxprod**  
(## = version, download from [www.ekinex.com](http://www.ekinex.com))



## Documentation

For more information, see the **STEKE72TP\_EN.pdf**, technical sheet available for download from [www.ekinex.com](http://www.ekinex.com)





# Multisensor quality air with regulator

WALL-MOUNTING DEVICES

## Description

The Ekinex® multisensor 71 series detects values of temperature, relative humidity and CO<sub>2</sub> equivalent concentration in an air mass. The device can act as a temperature regulator of a room or zone; it can also perform the regulation by thresholds of relative humidity and CO<sub>2</sub> concentration. The frontal LEDs indicate if the device is in heating, cooling, dehumidification or CO<sub>2</sub> threshold mode. The device integrates a KNX bus communication module and is intended for mounting onto a wall mounting box; it is supplied by a SELV voltage directly from the KNX bus and does not require any auxiliary power supply.

## Main features

- Integrated temperature and relative humidity sensors
- Integrated VOCs (Volatile Organic Compounds) sensor with output signal for CO<sub>2</sub> equivalent
- Room thermostat function
- Threshold regulator function for relative humidity and CO<sub>2</sub>
- LEDs for heating, cooling, dehumidification or CO<sub>2</sub> threshold mode indication
- Plastic casing
- Connection to bus line with KNX terminal block
- Frontal programming pushbutton and LED
- Wall-mounting installation on round or square wall box
- IP20 protection degree (installed)
- Weight 90 g (with mounting support)

## Technical data

- 30 Vdc power supply by KNX bus
- Current consumption from bus < 13 mA

## Products included

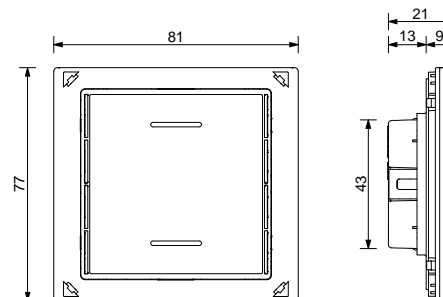
Delivery includes a terminal block for connection to the bus, a metal support for installation onto round or square mounting box (fixing holes 60 mm apart), a plastic adapter and two pairs of fixing screws.

## Accessories

The following accessories are available to be ordered separately:

- 1 full front cover with 60 x 60 mm modularity (page 123)
- square frame of Form (page 131) or Flank series (page 132)
- square plate with 60 x 60 mm window (page 134, 137, 141)

## Dimensions [mm]



Mounting with frame: 81 x 77 (L x H)

Mounting without frame ('NF'): 80 x 80 (L x H)

## Order information

| Code          | Mounting                                  | Side profile |
|---------------|---|--------------|
| EK-ET2-TP     | with square frame of Form or Flank series | -            |
| EK-ET2-TP-NF  | without frame ('NF series)                | black        |
| EK-ET2-TP-NFW |   | white        |



## Configuration and commissioning

By means of ETS4 2.0 software (or later versions)  
Application program: **APEKET2TP##.knxprod**  
(## = version, downloadable from [www.ekinex.com](http://www.ekinex.com))



## Documentation

For more information, see the **STEKET2TP\_EN.pdf**, technical sheet available for download from [www.ekinex.com](http://www.ekinex.com)





## Multisensor quality air with regulator for rectangular wall-box

WALL-MOUNTING DEVICES

### Description

The Ekinex® multisensor 71 series detects values of temperature, relative humidity and CO<sub>2</sub> equivalent concentration in an air mass. The device can act as a temperature regulator of a room or zone; it can also perform the regulation by thresholds of relative humidity and CO<sub>2</sub> concentration. The frontal LEDs indicate if the device is in heating, cooling, dehumidification or CO<sub>2</sub> threshold mode. The device integrates a KNX bus communication module and is intended for mounting onto a wall mounting box; it is supplied by a SELV voltage directly from the KNX bus and does not require any auxiliary power supply.

### Main features

- Integrated temperature and relative humidity sensors
- Integrated VOCs (Volatile Organic Compounds) sensor with output signal for CO<sub>2</sub> equivalent
- Room thermostat function
- Threshold regulator function for relative humidity and CO<sub>2</sub>
- LEDs for heating, cooling, dehumidification or CO<sub>2</sub> threshold mode indication
- Plastic casing
- Connection to bus line with KNX terminal block
- Frontal programming pushbutton and LED
- Wall-mounting installation on round, square or rectangular wall box
- IP20 protection degree (installed)
- Weight 120 g (with mounting support)

### Technical data

- 30 Vdc power supply by KNX bus
- Current consumption from bus < 13 mA

### Products included

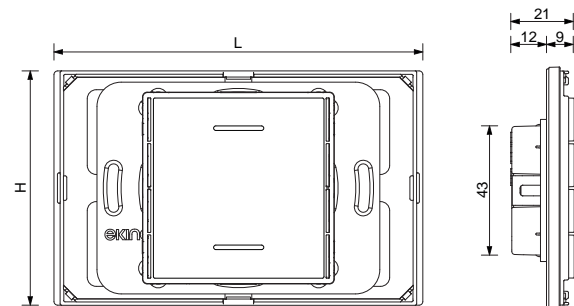
Delivery includes a terminal block for connection to the bus, a metal support for installation onto round or square (fixing holes 60 mm apart) or rectangular 3 seater mounting box according to the Italian installation standard provided (fixing holes 83,5 mm apart), a rectangular adapter and two pairs of fixing screws.

### Accessories

The following accessories are available to be ordered separately:

- 1 full front cover with 60 x 60 mm modularity (page 123)
- rectangular frame of Form (page 131) or Flank series (page 132)
- rectangular plate with 60 x 60 mm window (page 135, 138, 142)

### Dimensions [mm]



Mounting with frame: 122 x 77 (L x H)

Mounting without frame ('NF'): 120 x 80 (L x H)

### Order information

| Code            | Mounting                                       | Side profile |
|-----------------|--|--------------|
| EK-ET2-TP-R     | with rectangular frame of Form or Flank series | -            |
| EK-ET2-TP-NF-R  | without frame ('NF series')                    | black        |
| EK-ET2-TP-NFW-R |  | white        |

### Configuration and commissioning

By means of ETS4 2.0 software (or later versions)  
Application program: **APEKET2TP##.knxprod**  
(## = version, downloadable from [www.ekinex.com](http://www.ekinex.com))



### Documentation

For more information, see the **STEKET2TP\_EN.pdf**, technical sheet available for download from [www.ekinex.com](http://www.ekinex.com)





# Multisensor with humidity, TVOC and CO<sub>2</sub> eq. regulator

WALL-MOUNTING DEVICES

## Description

The Ekinex® EK-ES2-TP multisensor with EK-ES2-TP controller is a KNX S-mode device for independent temperature control of a room or building area. The module includes 3 sensors: temperature, humidity percentage and air quality, expressed in terms of TVOC (Total Volatile Organic Compounds) or CO<sub>2</sub> equivalent. It can also function as a controller for these three quantities, valid for a single zone to be controlled. The front LEDs indicate the heating, cooling, dehumidification, humidification and TVOC or CO<sub>2</sub> threshold status. The push-button and the programming LED are located on the front in the area below the button. The device integrates a KNX bus communication module and is intended for mounting onto a wall mounting box; it is supplied by a SELV voltage directly from the KNX bus and does not require any auxiliary power supply.

## Main features

- Integrated temperature and relative humidity sensors
- VOC (Volatile Organic Compounds) sensor with output signal for CO<sub>2</sub> equivalent and TVOC
- Room thermostat function
- Threshold regulator function for relative humidity, TVOC and CO<sub>2</sub>
- Available an alarm signal on the CO<sub>2</sub> level also useful to obtain 1 LEED certification point
- Compatibility with Belimo actuators for the control of dampers in VAV boxes and 6-way valves
- Plastic casing
- Connection to bus line with KNX terminal block
- Frontal programming pushbutton and LED
- Wall-mounting installation on round or square wall box
- IP20 protection degree (installed)
- Weight 90 g (with mounting support)

## Technical data

- 30 Vdc power supply by KNX bus
- Current consumption from bus < 13 mA
- Max. bus power < 390 mW

## Products included

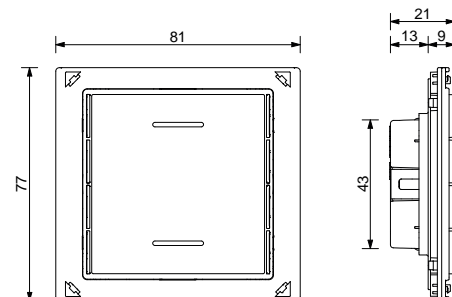
Delivery includes a terminal block for connection to the bus, a metal support for installation onto round or square mounting box (fixing holes 60 mm apart), a plastic adapter and two pairs of fixing screws.

## Accessories

The following accessories are available to be ordered separately:

- 1 full front cover with 60 x 60 mm modularity
- square frame of Form (page 131) or Flank series (page 132)
- square plate with 60 x 60 mm window (page 134, 137, 141)

## Dimensions [mm]



Mounting with frame: 81 x 77 (L x H)

Mounting without frame ('NF'): 80 x 80 (L x H)

## Order information

| Code          | Mounting                                  | Side profile |
|---------------|---|--------------|
| EK-ES2-TP     | with square frame of Form or Flank series | -            |
| EK-ES2-TP-NF  | without frame ('NF series)                | black        |
| EK-ES2-TP-NFW |   | white        |



## Configuration and commissioning


By means of ETS4 2.0 software (or later versions)  
Application program: **APEKES2TP##.knxprod**  
(## = version, downloadable from [www.ekinex.com](http://www.ekinex.com))



## Documentation

For more information, see the **STEKES2TP\_EN.pdf**, technical sheet available for download from [www.ekinex.com](http://www.ekinex.com)





## Multisensor with humidity, TVOC and CO<sub>2</sub> eq. regulator for rectangular wall-box

WALL-MOUNTING DEVICES

### Description

The Ekinex® EK-ES2-TP multisensor with EK-ES2-TP controller is a KNX S-mode device for independent temperature control of a room or building area. The module includes 3 sensors: temperature, humidity percentage and air quality, expressed in terms of TVOC (Total Volatile Organic Compounds) or CO<sub>2</sub> equivalent. It can also function as a controller for these three quantities, valid for a single zone to be controlled. The front LEDs indicate the heating, cooling, dehumidification, humidification and TVOC or CO<sub>2</sub> threshold status. The push-button and the programming LED are located on the front in the area below the button. The device integrates a KNX bus communication module and is intended for mounting onto a wall mounting box: it is supplied by a SELV voltage directly from the KNX bus and does not require any auxiliary power supply.

### Main features

- Integrated temperature and relative humidity sensors
- VOC (Volatile Organic Compounds) sensor with output signal for CO<sub>2</sub> equivalent and TVOC
- Room thermostat function
- Threshold regulator function for relative humidity, TVOC and CO<sub>2</sub>
- Available an alarm signal on the CO<sub>2</sub> level also useful to obtain 1 LEED certification point
- Compatibility with Belimo actuators for the control of dampers in VAV boxes and 6-way valves
- Plastic casing
- Connection to bus line with KNX terminal block
- Frontal programming pushbutton and LED
- Wall-mounting installation on round, square or rectangular wall box
- IP20 protection degree (installed)
- Weight 120 g (with mounting support)

### Technical data

- 30 Vdc power supply by KNX bus
- Current consumption from bus < 13 mA
- Max. bus power < 390 mW

### Products included

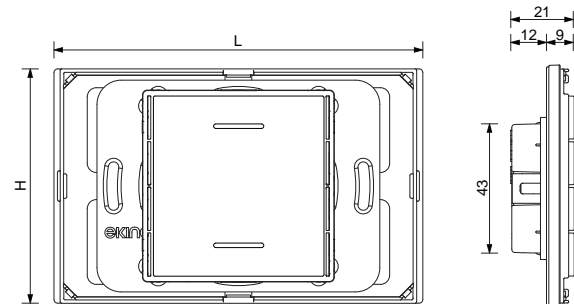
Delivery includes a terminal block for connection to the bus, a metal support for installation onto round or square (fixing holes 60 mm apart) or rectangular 3 seater mounting box according to the Italian installation standard provided (fixing holes 83,5 mm apart), a rectangular adapter and two pairs of fixing screws.

### Accessories

The following accessories are available to be ordered separately:

- 1 full front cover with 60 x 60 mm modularity (page 124)
- rectangular frame of Form (page 131) or Flank series (page 132)
- rectangular plate with 60 x 60 mm window (page 135, 138, 142)

### Dimensions [mm]



Mounting with frame: 122 x 77 (L x H)

Mounting without frame ('NF'): 120 x 80 (L x H)

### Order information

| Code            | Mounting                                       | Side profile |
|-----------------|--|--------------|
| EK-ES2-TP-R     | with rectangular frame of Form or Flank series | -            |
| EK-ES2-TP-NF-R  | without frame ('NF series')                    | black        |
| EK-ES2-TP-NFW-R |  | white        |

### Configuration and commissioning



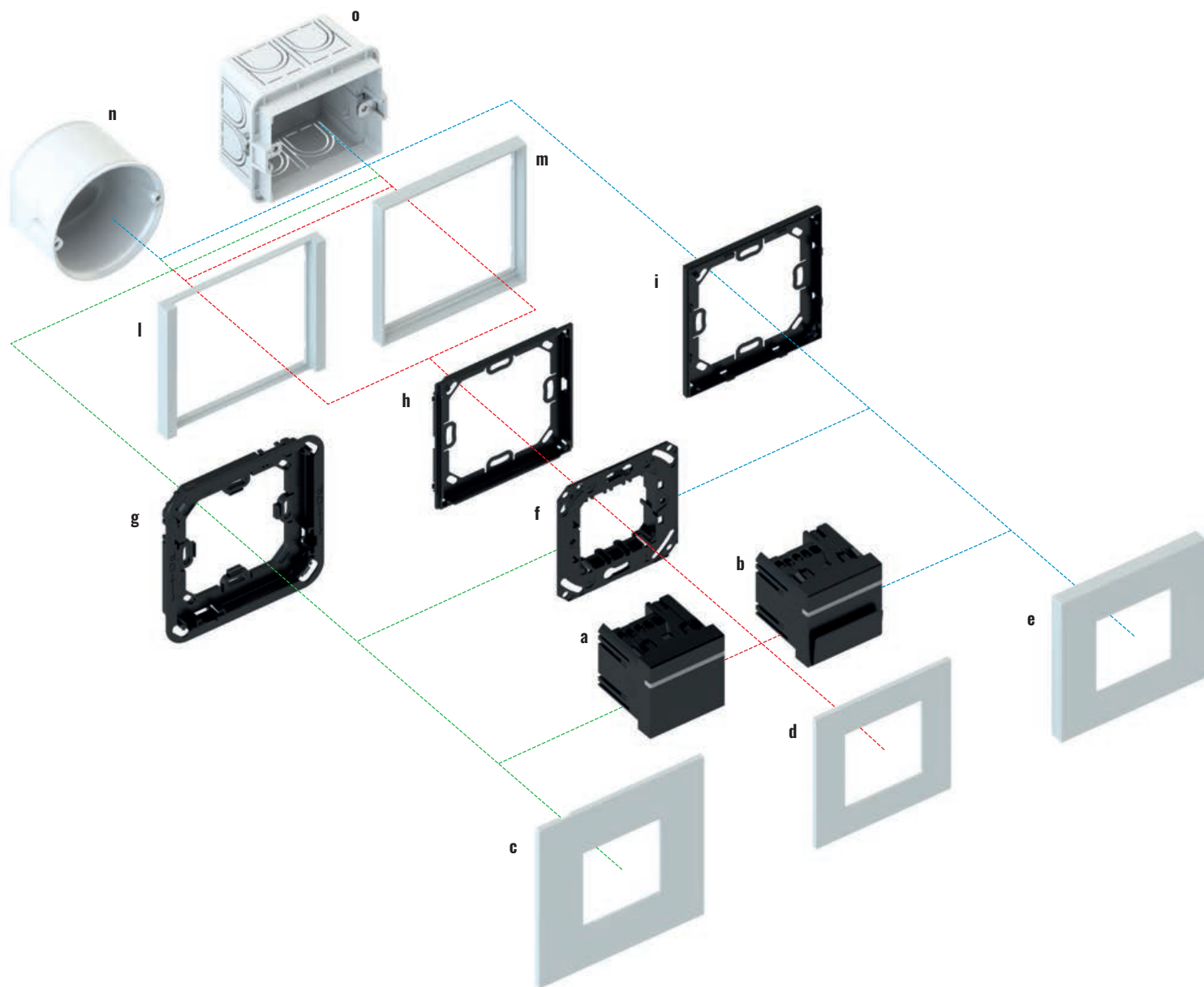
By means of ETS4 2.0 software (or later versions)  
Application program: **APEKES2TP##.knxprod**  
(## = version, downloadable from [www.ekinex.com](http://www.ekinex.com))



### Documentation

For more information, see the **STEKES2TP\_EN.pdf**, technical sheet available for download from [www.ekinex.com](http://www.ekinex.com)





**Access control**

| Description                                | Code            | Page |
|--|-----------------|------|
| a) Card reader                             | EK-TR2-TP       | 112  |
| b) Card holder                             | EK-TH2-TP       | 113  |
| c) Square plate Surface series*            | EK-SQG-...      | 141  |
| d) Square plate*                           | EK-PQG-...      | 134  |
| e) Square plate Deep series*               | EK-DQG-...      | 137  |
| f) Adapter for card holder and card reader | EK-SP-TX2       | -    |
| g) Adapter for Surface square plate        | EK-TAS-Q-...-NF | 141  |

| Description                              | Code                     | Page    |
|--|--------------------------|---------|
| h) Adapter for square plate              | EK-TAQ                   | 134     |
| i) Adapter for 'NF and Deep square plate | EK-TAQ-...-NF            | 134-137 |
| j) Square frame of Flank series          | EK-FLQ-...               | 132     |
| m) Square frame of Form series           | EK-FQQ-...               | 131     |
| n) Round flush-mounting box              | not delivered by Ekinex® | -       |
| o) Square flush-mounting box             | not delivered by Ekinex® | -       |
| *) 45 x 45 mm window                     |                          |         |

## Access control

### WALL-MOUNTING DEVICES



The use of Ekinex® temperature control devices in combination with the system for access and presence detection, makes it possible to offer guests of a hotel maximum comfort and, at the same time, to safeguard the objectives of energy efficiency and cost savings defined in the technical and economic planning.

KNX devices series for controlled access to rooms and for detection of presence by means of smart-cards. Ideal for creating KNX standard automation functions in hospitality and hospitality structures (hotels, residences, guesthouses or bed & breakfasts) with the aesthetic uniformity of Ekinex® wall products (push-button controls and room thermostats), in combination with products from switchboard (EK-HO1-TP and EK-HU1-TP controllers) and with the Ekinex® Accédo management and supervision software.

The products are equipped with an RFID-type front antenna capable of feeding the smart-card card that is approached and reading the programmed information. The EK-TR2-TP (a) wall reader enables access following validation of the card based on the configured authorizations. The EK-TH2-TP (b) wall pocket activates presence following the insertion of the card in the appropriate front pocket. Both products can manage guest cards of the accommodation facility, based on the system codes, the reservation and the check-in / check-out period, service cards based on time slots and pass-dates. To program cards, use the product EK-TP2-TP, which is very similar to the reader with the possibility of activating the front antenna also for writing operations.



The programming of the cards in the reception area as well as the activation of a reader outside the room and an inside pocket takes place on the KNX network infrastructure. In addition to the power supplied by the KNX bus, an external auxiliary power supply is required for the RFID antenna at 12/24 Vac / dc. The basic programming of the devices as well as the configuration of the automation functions is carried out through the ETS application program: card programming and enabling room and controlled access devices in common areas requires the use of Ekinex® Accédo management and supervision software. Both devices can notify the passage and validation events of each type of card via the KNX bus with an internal buffer to cope with the unavailability of the communication bus due to excessive data traffic.



## Card reader

WALL-MOUNTING DEVICES

### Description

The Ekinex® EK-TR2-TP card reader with RFID technology is used for access control in combination with the EK-TH2-TP card holder pocket. Equipped with a bi-stable relay (4A@24Vac/dc), an input for potential-free contacts and a 3-colour front signal LED (white, green and red). The device has an integrated KNX bus communication module and is designed for wall mounting in a flush-mounted box; it is supplied with SELV voltage via the KNX bus and requires an auxiliary power supply at 12-24 Vac/dc.

### Functionality

- Access control via KNX TP bus (twisted pair)
- Enabling access after card validation
- Management of the guest based on the booking and the check-in/check-out time; management of users based on time slots and passe-partouts
- Programmable output for electric lock activation or as simple actuator activated by KNX telegrams
- Validation in progress signalling (green led) or unauthorized card (red led); possibility of enabling the “don’t disturb” or “camera remake” commands
- Notification of validation events to supervisory system with memory buffer

### Main features

- Plastic casing
- Bus line connection via KNX terminal
- Recessed wall mounting on round box
- Degree of protection IP20 (installed)
- Weight 50 g (with mounting bracket)

### Technical data

- 30 Vdc power supply via KNX bus
- Auxiliary power supply 12-24 Vac/dc
- Current consumption from the bus < 10 mA

### Products included

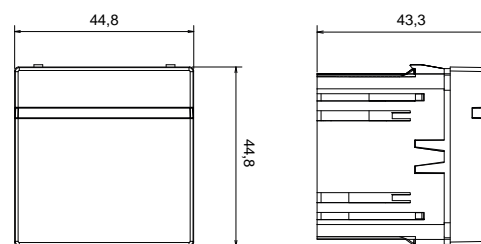
Delivery includes a terminal block for connection to the bus, a metal support for installation onto round or square mounting box (fixing holes 60 mm apart), a plastic adapter and two pairs of fixing screws.

### Accessories

The following accessories are available to be ordered separately:

- Smart-card EK-TCE-10 (ekinex logo in black, pack of 10 cards) or EK-TCC-10 (personalised with customer logo, pack of 10 cards) (page 115)
- square plate with 45 x 45 mm window (page 134, 137, 141)

### Dimensions [mm]



### Order information

| Code      | Mounting  | Package |
|-----------|---|---------|
| EK-TR2-TP | square plate with 45x45 mm window<br>optional frame of Form or Flank series | 1 pcs.  |



### Configuration and commissioning

Ekinex® Accédo software for programming access control functions and cards.  
Project file: **APEKTRTPH2TP##.knxproj** (downloadable from [www.ekinex.com](http://www.ekinex.com))



### Documentation

For more information, see the **STEKTR2TP\_EN.pdf** technical sheet available for download from [www.ekinex.com](http://www.ekinex.com)







## Card holder

WALL-MOUNTING DEVICES

### Description

The Ekinex® EK-TH2-TP card holder with RFID technology is used for presence detection in combination with the EK-TR2-TP card reader. Equipped with a bistable relay (4A@24Vac/dc), an input for potential-free contacts and a front signal LED (white). The luminaire has an integrated KNX bus communication module and is designed for wall mounting in a flush-mounted box; it is supplied with SELV voltage via the KNX bus and requires an auxiliary power supply at 12-24 Vac/dc.

### Functionality

- Presence detection via bus and communication to supervision system via KNX TP bus (twisted pair)
- Enabling presence after inserting the card into the front pocket
- Guest management of the structure according to the booking and the check-in/ check-out period; user management according to time slots and passe-partouts
- Output programmable according to card validation or as actuator activated by KNX telegrams. Delay to card extraction configurable for courtesy light management
- Binary input available for connection of conventional button (with switching, dimming or roller shutter/awning function) or signal contact (e.g. window opening)
- White front LED: flashing when the card is not inserted, off when the card is inserted; LED control via KNX bus telegrams possible
- Notification of presence events detected to supervision system with memory buffer

### Main features

- Plastic casing
- Bus line connection via KNX terminal
- Recessed wall mounting on round box
- Degree of protection IP20 (installed)
- Weight 50 g (with mounting bracket)

### Technical data

- 30 Vdc power supply via KNX bus
- Auxiliary power supply 12-24 Vac/dc
- Current consumption from the bus < 10 mA

### Products included

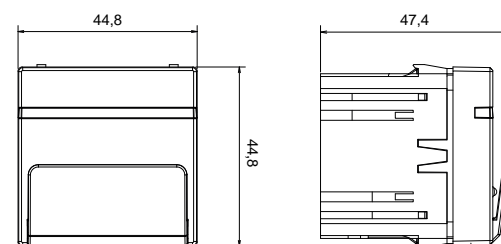
Delivery includes a terminal block for connection to the bus, a metal support for installation onto round or square mounting box (fixing holes 60 mm apart), a plastic adapter and two pairs of fixing screws.

### Accessories

The following accessories are available to be ordered separately:

- Smart-card EK-TCE-10 (ekinex logo in black, pack of 10 cards) or EK-TCC-10 (personalised with customer logo, pack of 10 cards) (page 115)
- square plate with 45 x 45 mm window (page 134, 137, 141)

### Dimensions [mm]



### Order information

| Code      | Mounting  | Package |
|-----------|---|---------|
| EK-TH2-TP | square plate with 45x45 mm window<br>optional frame of Form or Flank series | 1 pcs.  |

### Configuration and commissioning



Ekinex® Accédo software for programming access control functions and cards.  
Project file: **APEKTRTPH2TP##.knxproj** (downloadable from [www.ekinex.com](http://www.ekinex.com))



### Documentation

For more information, see the **STEKTH2TP\_EN.pdf** technical sheet available for download from [www.ekinex.com](http://www.ekinex.com)





## Cards programmer

WALL-MOUNTING DEVICES

### Description

The Ekinex® EK-TP2-TP card programmer with RFID technology is used for programming cards to be used with the EK-TR2-TP card reader and the ekinex EK-TH2-TP card holder. Equipped with a bi-stable relay (4A@24Vac/dc) and an input for potential-free contacts the device has an integrated KNX bus communication module and is designed to be mounted in a flush-mounted wall box; it is supplied with SELV voltage via the KNX bus and requires an auxiliary power supply at 12-24 Vac/dc.

### Functionality

- Programming of cards via KNX TP bus (twisted pair) and ekinex Accédo software
- Card programming with different user profiles: guest, staff and passe-partouts
- Guest booking management and check-in/check-out operation
- Card activation based on time slots for service personnel
- Event notification to the supervision system with memory buffer

### Main features

- Plastic casing
- Bus line connection via KNX terminal
- Recessed wall mounting on round box
- Degree of protection IP20 (installed)
- Weight 50 g (with mounting bracket)

### Technical data

- 30 Vdc power supply via KNX bus
- Auxiliary power supply 12-24 Vac/dc
- Current consumption from the bus < 10 mA

### Products included

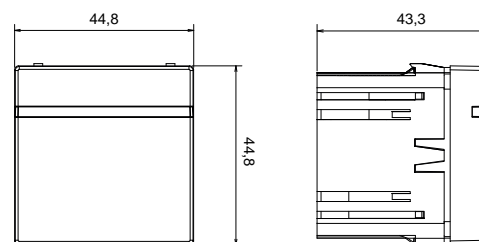
Delivery includes a terminal block for connection to the bus, a metal support for installation onto round or square mounting box (fixing holes 60 mm apart), a plastic adapter and two pairs of fixing screws.

### Accessories

The following accessories are available to be ordered separately:

- Smart-card EK-TCE-10 (ekinex logo in black, pack of 10 cards) or EK-TCC-10 (personalised with customer logo, pack of 10 cards) (page 115)
- square plate with 45 x 45 mm window (page 134, 137, 141)

### Dimensions [mm]



### Order information

| Code      | Mounting  | Package |
|-----------|---|---------|
| EK-TP2-TP | square plate with 45x45 mm window<br>optional frame of Form or Flank series | 1 pcs.  |



### Configuration and commissioning

Ekinex® Accédo software for programming access control functions and cards.  
Project file: **APEKTRTPH2TP##.knxproj** (downloadable from [www.ekinex.com](http://www.ekinex.com))



### Documentation

For more information, see the **STEKTP2TP\_EN.pdf**, technical sheet available for download from [www.ekinex.com](http://www.ekinex.com)





## Accédo software

SOFTWARE

### Description

Software for the management of systems technology, particularly suitable for hotels, residences, guesthouses or bed&breakfast. Client-servers' architecture with HTML5 server functionality. Programming of transponder cards for access control, presence detection and (optional) electronic money functionality. Automatic import of ETS projects with easy and intuitive creation of graphic pages, drag&drop functionality, advanced copy/paste and undo/redo. Integrated control of calendars, scenarios and schedules. Interface to other communication protocols such as BACnet, Modbus, M-Bus, etc.

### Order information

| Code        | Composition   | Package |
|-------------|---|---------|
| EK-ACC-L12  | Software License up to 12 reader                      | 1 pcs.  |
| EK-ACC-L25  | Software License up to 25 reader                      | 1 pcs.  |
| EK-ACC-L50  | Software License up to 50 reader                      | 1 pcs.  |
| EK-ACC-L100 | Software License up to 100 reader                     | 1 pcs.  |
| EK-ACC-L200 | Software License up to 200 reader                     | 1 pcs.  |
| EK-ACC-LC   | Client License for additional programming workstation | 1 pcs.  |

### Requirements

Operating System: Windows 10 - I/O RS232

- Processor: Intel Core i5 3.3 GHz or higher
- RAM memory: min. 4 GB
- SSD: 240 GB
- Resolution: Full HD



### Documentation

For further information, see the manual [MAEKTSW\\_EN.pdf](#), download from [www.ekinex.com](http://www.ekinex.com)



## Smart-card

ACCESSORIES

### Description

Smart-card with RFID technology to be used with the EK-TR2-TP reader and the EK-TH2-TP card holder for controlled access to rooms and for presence detection in accommodation and hospitality facilities (hotels, residences, guest houses or bed&breakfast).

### Order information

| Code      | Customization                   | Package    |
|-----------|---------------------------------|------------|
| EK-TCE-10 | Ekinex® logo in black colour    | 10 pcs.    |
| EK-TCC-10 | personalized with customer logo | on request |

### Main features

- Plastic material, standard dimensions 85 x 54 x 1 mm (W x H x D)
- Maximum non-contact recognition distance with EK-TR2-TP reader: 3-5 cm



### Configuration and commissioning

The **EK-TP2-TP** card programming device and the **Ekinex® Accédo software**, dedicated to the management of accommodation and hospitality facilities, are required for card programming.





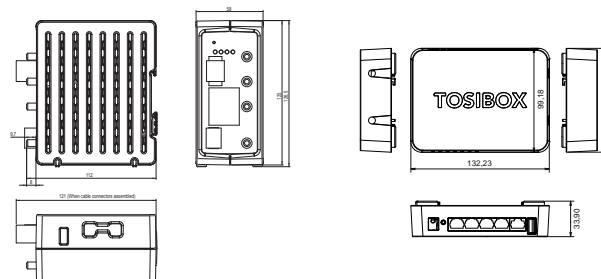
# Tosibox® Lock router

REMOTE ASSISTANCE

## Description

It establish a secure connection via VPN (Virtual Private Network) tunnel with an automation system. The connection can be made via a PC or with one or more iOS or Android smartphone users. If a KNX/IP interface/router is installed on the KNX standard automation system, it can be accessed remotely directly via ETS. Quick and easy physical association between the Lock module and the Key and realization of a point-to-point VPN via the MatchMaking service. Remote connection of installations with Internet connection with dynamic, static and private IP. Possibility to connect modems with 2G/3G/4G radiotelephone network.

## Dimensions [mm]



|                             | Tosibox® Lock 150                          | Tosibox® Lock 500                                     | Tosibox® Lock 500i                                 |
|-----------------------------|--|---|--|
| <b>General features</b>     |  |   |  |
| <b>Power supply</b>         | 12/24Vdc, with Jack, power supply included | 12/48Vdc with connector, power supply not included    | 12/48Vdc with connector, power supply not included |
| <b>Installation</b>         | external                                   | DIN Rail  | DIN Rail   |
| <b>Dimension</b>            | 132 x 99 x 35.5 mm                         | 110 x 58 x 127 mm                                     | 110 x 58 x 127 mm                                  |
| <b>Temperature range</b>    | -20 °C ... +55 °C                          | -20 °C ... +60 °C                                     | -20 °C ... +60 °C                                  |
| <b>Degree of protection</b> | IP20                                       | IP20  | IP20   |
| <b>Connections</b>          |  |   |  |
| <b>WAN</b>                  |  | 1xRJ45 – 10/100TX                                     |  |
| <b>LAN</b>                  |  | 3xRJ45 – 10/100TX (one door for local service access) |  |
| <b>WiFi</b>                 |  | Client mode e Access Point, 802.11b/g/n               |  |
| <b>2G/3G/4G</b>             | External modem                             | External modem  | Integrated dual-SIM modem                          |
| <b>VPN Features</b>         |  |   |  |
| <b>VPM throughput</b>       | 10 Mbps                                    | 70 Mbps   | 70 Mbps  |
| <b>VPN Encryption</b>       |  | Blowfish 128 bit CBC, AES 128/192/256 bit CBC         |  |
| <b>VPN Authentication</b>   |  | PKI, 3072 bit RSA                                     |  |
| <b>Certifications</b>       |  |   |  |
|                             | CE, FCC                                    | CE, FCC, UL   | CE, FCC, UL  |

## Order information

| Code            | Composition   | Package |
|-----------------|---|---------|
| EK-DEL-TBL1     | Tosibox® Lock 150 Router, external installation, for VPN connections with automation system   | 1 pcs.  |
| EK-TBL5         | Tosibox® Lock 500 Router, DIN rail installation, for VPN connections with automation system   | 1 pcs.  |
| EK-DEL-TBL5-SIM | Tosibox® Lock 500i Router, DIN rail installation, with integrated 2G/3G/4G dual SIM modem, for VPN connections with automation system | 1 pcs.  |

## Awards and recognitions



# USB Tosibox® Key

REMOTE ASSISTANCE



## Description

Quickly and securely create a Virtual Private Network (VPN) tunnel between a PC and one or more Lock routers and generate activation codes for iOS and Android VPN client apps on smartphones using 2048-bit RSA encryption. The Key can be configured as Master Key, Backup Key or Sub Key with limited access to a subset of installations. The Tosibox® SoftKey is a purely software key that can be combined with a Key to avoid transporting the physical dongle.

## Supported operating systems

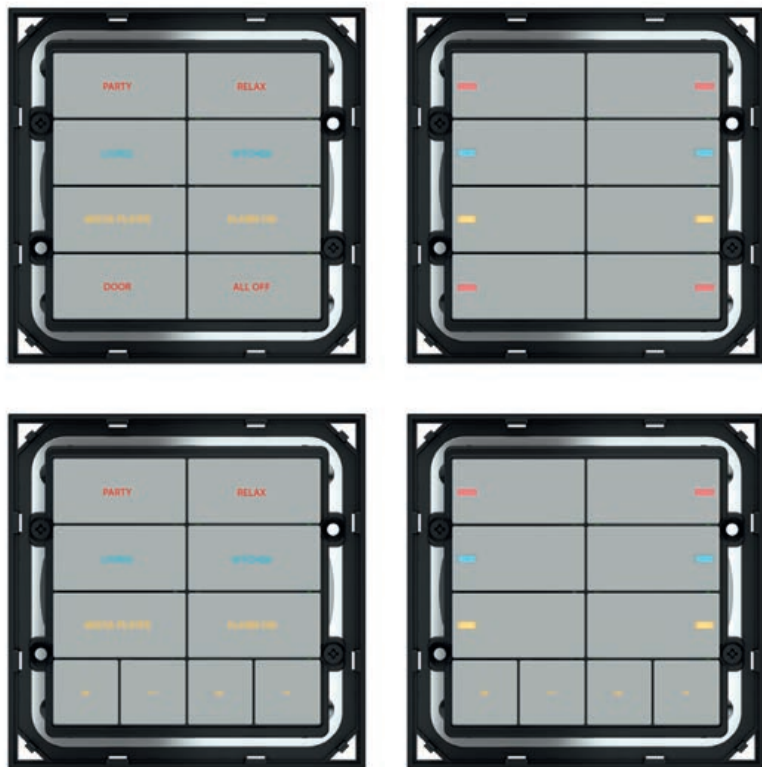
- Windows 8-10 (32/64 bit)
- Windows 7 (32/64 bit)
- Windows Vista (32/64 bit)
- Windows XP (SP3)
- Mac OS X Leopard 10.5 or newer

## Main features

- Hardware-based 2048-bit RSA key encryption. 4096 bit RSA SoftKeys
- TLS Data Encryption, Blowfish-128-CBC, AES-128-CBC, AES-256-CBC
- Layer2/Layer3 VPN Types (OpenVPN)
- Two-factor authentication support
- Dimensions: 74.8 x 23.2 x 10.3 mm (L x W x H)
- Weight: 25 g
- Case: metallic
- Operating temperature: -0°C, ..., +70°C
- Storage temperature: -20°C, ..., +85°C

## Order information

| Code          | Composition   | Package |
|---------------|---|---------|
| EK-DEL-TBK1   | Key with Tosibox® Cryptographic microcontroller<br>Key that makes 1 PC client + 1 mobile client | 1 pcs.  |
| EK-DEL-TBSK1  | Tosibox® SoftKey software key to be combined with<br>a key, with Sub Key function               | 1 pcs.  |
| EK-DEL-TBMC1  | Additional license for Tosibox® Key with 1 mobile<br>client                                     | 1 pcs.  |
| EK-DEL-TBMC5  | Additional license for Tosibox® Key with 5 mobile<br>clients                                    | 1 pcs.  |
| EK-DEL-TBMC10 | Additional license for Tosibox® Key with 10 mobile<br>clients                                   | 1 pcs.  |



# Rockers for pushbuttons 20venti series

WALL-MOUNTING DEVICES

### Description

Rockers for use as operation surface for pushbuttons of 20venti series. Rockers are available in several colour and material variations and are passive components.

### Versions

- rectangular with 30 x 15 mm modularity
- square with 15 x 15 mm modularity

### Main features

- In plastic material
- Snap-on mounting
- Customizable with symbols and text backlit by RGB LED (from page 155)

### Order

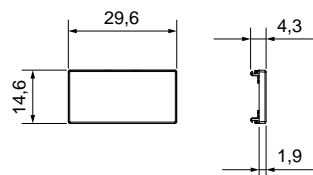
Base-codes must be completed by adding extensions for material, colour and finishing (3 characters) plus symbols and text (3 characters). For further information refer to page 160.

### Order information

| Code            | Modularity * L x H [mm]                        | For use with **           | Package |
|-----------------|--|---------------------------|---------|
| EK-T4R-20-BT... | rectangular 30 x 15<br>symbol/text backlit RGB | pushbutton 20venti series | 4 pcs.  |
| EK-T4R-20-BL... | rectangular 30 x 15 LED RGB                    |                           |         |
| EK-T2Q-20-BT... | square 15 x 15 dimmer RGB                      |                           | 2 pcs.  |


\*) The modularity indicated also takes into account the distance between the rockers and between rockers and light-guides and, therefore, differs slightly from the actual size of the single rockers

### Dimensions [mm]



# Rockers for 4-fold pushbuttons - FF series

WALL-MOUNTING DEVICES



## Description

Rockers for use as operation surface for 4-fold pushbuttons of FF series. They can perform two independent functions by acting on either its upper or lower zones (square and vertical rectangular versions) or on either its left or right zones (horizontal rectangular versions). Rockers are available in several colour and material variations and are passive components.

## Versions

- square with 40 x 40 mm modularity
- horizontal rectangular with 80 x 20 mm modularity
- vertical rectangular with 40 x 80 mm modularity

## Main features

- In plastic material, aluminium or Fenix NTM®
- Snap-on mounting
- Customizable with symbols and text (from page 155)

## Products included

Delivery includes a tool for rockers removal.

## Order

Base-codes must be completed by adding extensions for material, colour and finishing (3 characters) plus symbols and text (3 characters). For further information refer to page 161.

## Order information

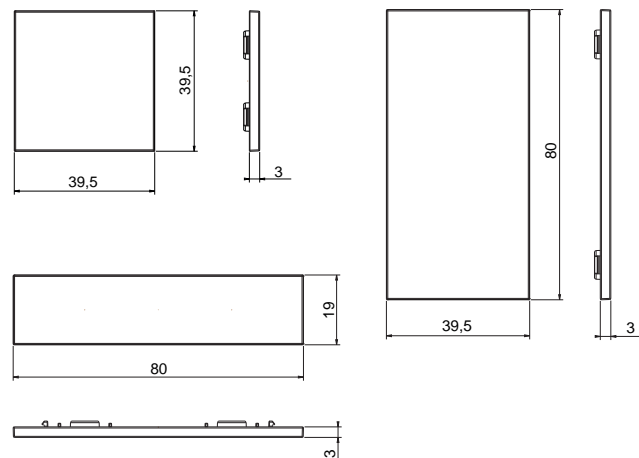
| Code       | Modularity * L x H [mm]        | For use with **             | Package |
|------------|--------------------------------|-----------------------------|---------|
| EK-TQQ-... | square 40 x 40                 |                             | 4 pcs.  |
| EK-TRV-... | vertical rectangular 40 x 80   | 4-fold pushbutton FF series | 2 pcs.  |
| EK-TRO-... | horizontal rectangular 80 x 20 |                             | 4 pcs.  |

\*) The modularity indicated also takes into account the distance between the rockers and between rockers and light guides and, therefore, differs slightly from the actual size of the single rockers

\*\*) The actual functioning as pushbutton with 2 or 4 channels depends on the configuration of the device parameters carried out with ETS

Also available in multiple pack of 6 pcs.

## Dimensions [mm]





## Rockers for 6-fold pushbuttons and Touch&See - FF series

WALL-MOUNTING DEVICES

### Description

Rockers for use as operation surface for 6-fold pushbuttons and Touch&See with 2-fold pushbutton of FF series. They can perform two independent functions by pressing on either its upper or lower zones. Rockers are available in several colour and material variations and are passive components.

### Versions

- square with 40 x 40 mm modularity

### Main features

- In plastic material, aluminium or Fenix NTM®
- Snap-on mounting
- Customizable with symbols and text (from page 155)

### Order information

| Code       | Modularity [mm] | For use with                   | Package |
|------------|-----------------|--------------------------------|---------|
| EK-TQQ-... | square 40 x 40  | 6-fold pushbutton of FF series | 4 pcs.  |
|            |                 | Touch&See of FF series         | 4 pcs.  |

Also available in multiple pack of 6 pcs.



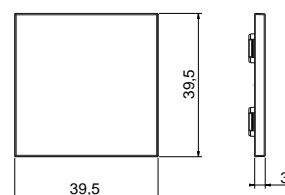
### Products included

Delivery includes a tool for rockers removal.

### Order

Base-codes must be completed by adding extensions for material, colour and finishing (3 characters) plus symbols and text (3 characters). For further information refer to page 161.

### Dimensions [mm]







## Set 2 rockers for room thermostats - FF series

WALL-MOUNTING DEVICES

### Description

Set rockers for use as operation surface for room thermostats of FF series. They can perform two independent functions by acting on either its upper or lower zones. Rockers are available in several colour and material variations and are passive components.

### Versions

- square with 40 x 40 mm modularity

### Main features

- In plastic material, aluminium or Fenix NTM®
- Snap-on mounting
- Customized with symbols for room thermostat functions

### Order information

| Code           | Modularity [mm] | For use with                  | Package. |
|----------------|-----------------|-------------------------------|----------|
| EK-TQQ-...-EP2 | square 40 x 40  | room thermostats of FF series | 2 pcs.   |



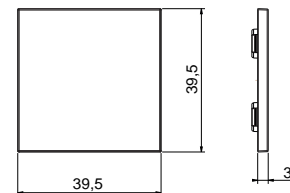
### Products included


Delivery includes a tool for rockers removal.

### Order

Base-codes must be completed by adding extensions for material, colour and finishing (3 characters). For further information refer to page 162.

### Dimensions [mm]





# Rockers for 4-fold pushbuttons - 71 series

WALL-MOUNTING DEVICES

### Description

Rockers for use as operation surface for pushbuttons of 71 series. They can perform two independent functions by acting on either its upper or lower zones (square and vertical rectangular versions) or on either its left or right zones (horizontal rectangular versions). Rockers are available in several colour and material variations and are passive components.

### Versions

- square with 60 x 60 mm or 30 x 30 mm modularity
- rectangular with 30 x 60 mm or 60 x 15 mm modularity

### Main features

- In plastic material, aluminium or Fenix NTM®
- Snap-on mounting
- Customizable with symbols and text (from page 155)

### Order information

| Code       | Modularity * L x H [mm]        | For use with **          | Package |
|------------|--------------------------------|--------------------------|---------|
| EK-T1Q-... | square 60 x 60                 | pushbuttons of 71 series | 1 pcs.  |
| EK-T2R-... | vertical rectangular 30 x 60   |                          | 2 pcs.  |
| EK-T4Q-... | square 30 x 30                 |                          | 4 pcs.  |
| EK-T4R-... | horizontal rectangular 60 x 15 |                          | 4 pcs.  |

\*) The modularity indicated also takes into account the distance between the rockers and between rockers and light-guides and, therefore, differs slightly from the actual size of the single rockers

\*\*\*) The actual functioning as pushbutton with 1, 2 or 4 channels depends on the configuration of the device parameters carried out with ETS

Also available in multiple pack of 6 pcs.

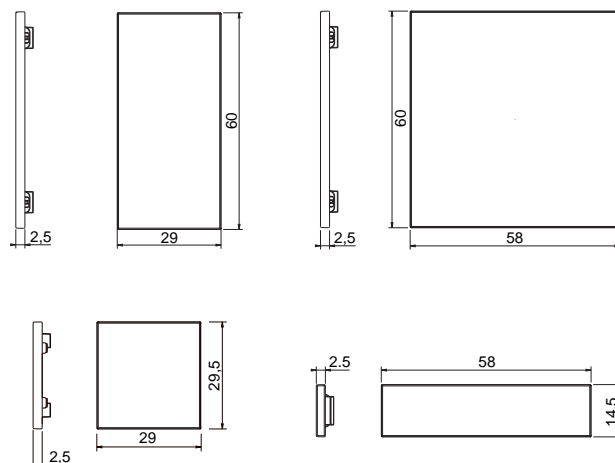
### Order

Base-codes must be completed by adding extensions for material, colour and finishing (3 characters) plus symbols and text (3 characters). For further information refer to page 162-163.

### Note

Finishing off a 71 series pushbutton with a square rocker with 60 x 60 mm modularity does not allow the use of the integrated brightness sensor.

### Dimensions [mm]





## Full front cover for Multisensor EK-ET2-TP - 71 Series

WALL-MOUNTING DEVICES

### Description

Front cover for Multisensor EK-ET2-TP available in several colour and material variations.

### Versions

- square with 60 x 60 mm modularity

### Main features

- In plastic material, aluminium or Fenix NTM®
- Snap-on mounting on Multisensor EK-ET2-TP

### Order

Base-codes must be completed by adding extensions for material, colour and finishing (3 characters). For further information refer to page 162-163.

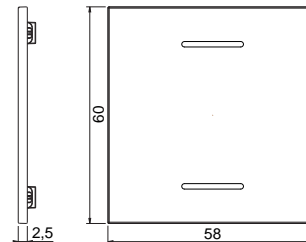
### Order information

| Code           | Modularity * L x H [mm] | For use with          | Package |
|----------------|-------------------------|-----------------------|---------|
| EK-T1Q-...-ET2 | square 60 x 60          | Multisensor EK-ET2-TP | 1 pcs.  |

\*) The modularity indicated also takes into account the distance between the front cover and light-guides and, therefore, differs slightly from the actual size of the cover

Also available in multiple pack of 6 pcs.

### Dimensions [mm]





## Full front cover for Multisensor EK-ES2-TP - 71 Series

WALL-MOUNTING DEVICES

### Description

Front cover for Multisensor EK-ES2-TP available in several colour and material variations.

### Versions

- square with 60 x 60 mm modularity

### Main features

- In plastic material, aluminium or Fenix NTM®
- Snap-on mounting on Multisensor EK-ES2-TP

### Order

Base-codes must be completed by adding extensions for material, colour and finishing (3 characters). For further information refer to page 162-163.

### Order information

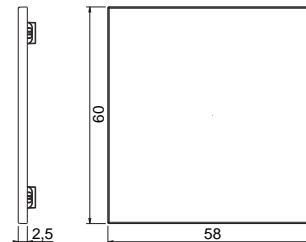
| Code           | Modularity * L x H [mm] | For use with          | Package |
|----------------|-------------------------|-----------------------|---------|
| EK-T1Q-...-ES2 | square 60 x 60          | Multisensor EK-ES2-TP | 1 pcs.  |

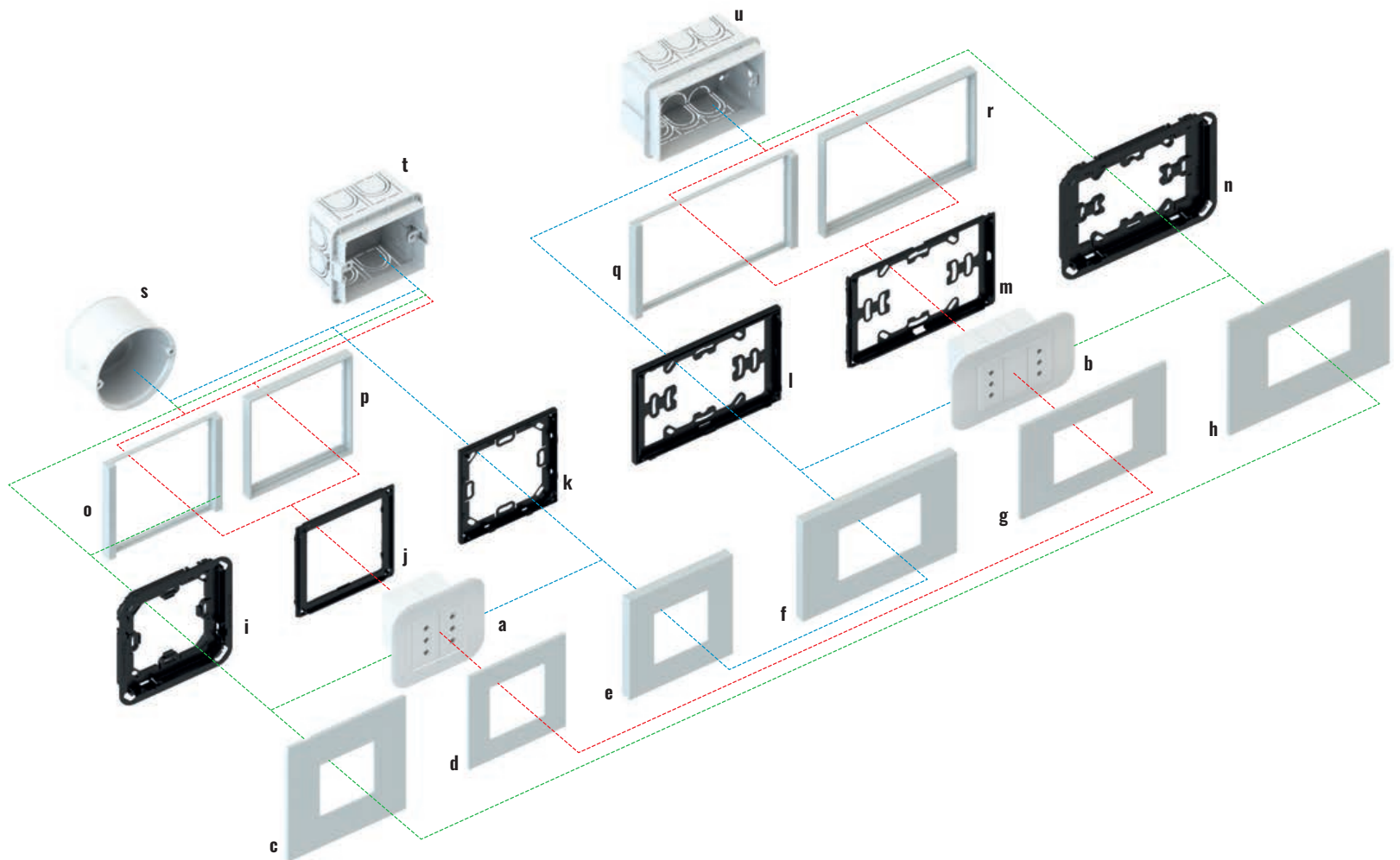
\*) The modularity indicated also takes into account the distance between the front cover and light-guides and, therefore, differs slightly from the actual size of the cover

Also available in multiple pack of 6 pcs.



### Dimensions [mm]



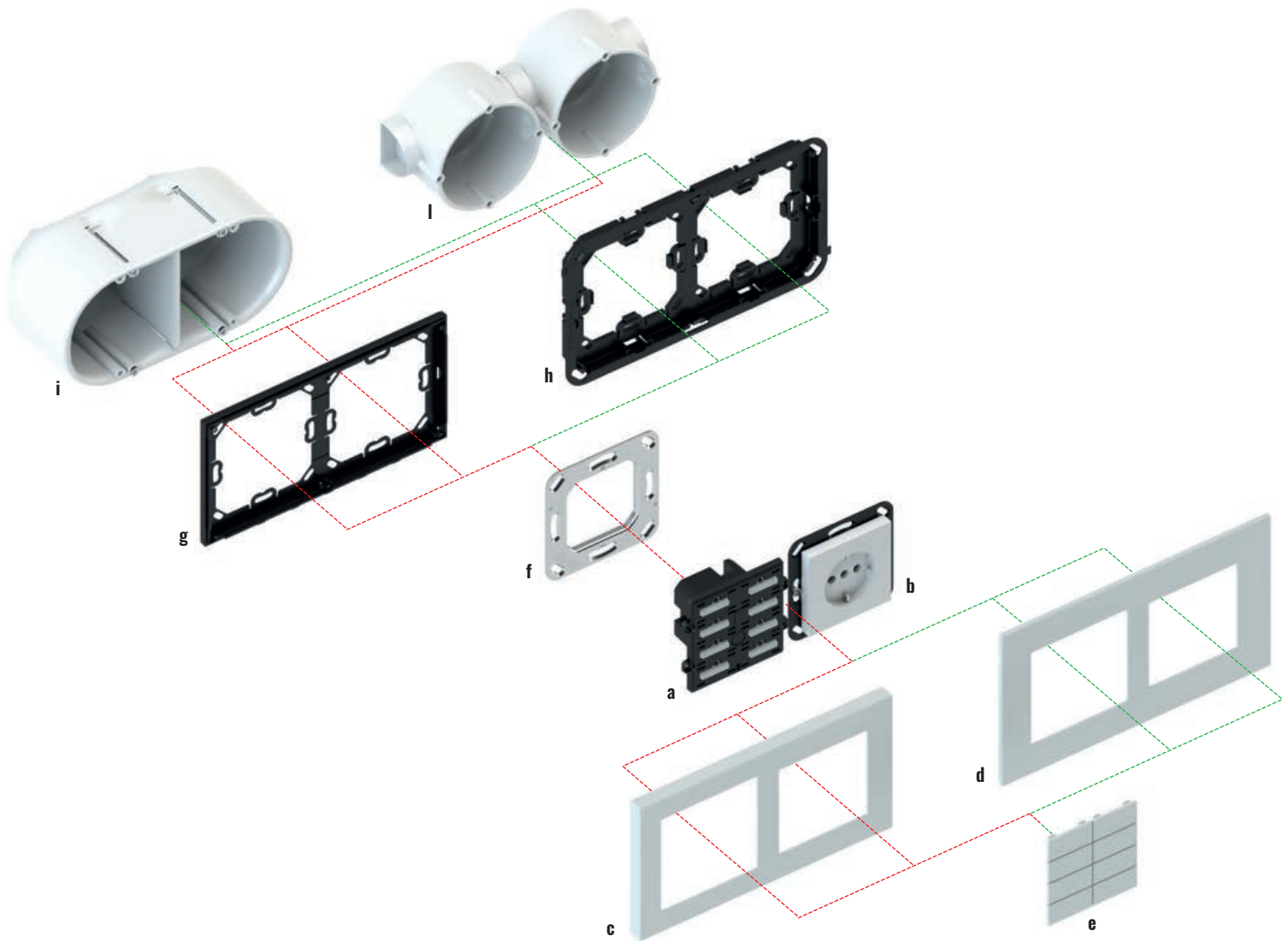


### Accessories for standard flush-mounting inserts

| Description  | Code                     | Page    |
|--|--------------------------|---------|
| a) 2 flush-mounting inserts with common support      | not delivered by Ekinex® | -       |
| b) 3 flush-mounting inserts with common support      | not delivered by Ekinex® | -       |
| c) Surface square plate*                             | EK-SQ...-                | 141     |
| d) Square plate*                                     | EK-PQ...-                | 134     |
| e) Deep square plate*                                | EK-DQ...-                | 137     |
| f) Deep rectangular plate*                           | EK-DR...-                | 138     |
| g) Rectangular plat*                                 | EK-PR...-                | 135     |
| h) Surface rectangular plate*                        | EK-SR...-                | 142     |
| i) Adapter for square Surface plate                  | EK-TAS-Q-...-NF          | 141     |
| j) Adapter for square plate - Form or Flank frames** | EK-TAQ                   | 134     |
| k) Adapter for square plate 'NF and Deep series      | EK-TAQ-...-NF            | 134-137 |
| l) Adapter for rectangular plate 'NF and Deep series | EK-TAR-...-NF            | 135-138 |

| Description   | Code                     | Page |
|---|--------------------------|------|
| m) Adapter for rectangular plate - Form or Flank frames** | EK-TAR                   | 135  |
| n) Adapter for Surface rectangular plate                  | EK-TAS-R-...             | 142  |
| o) Square frame Flank series                              | EK-FLQ-...               | 132  |
| p) Square frame Form series                               | EK-FOQ-...               | 131  |
| q) Rectangular frame Flank series                         | EK-FLR-...               | 132  |
| r) Rectangular frame Form series                          | EK-FOR-...               | 131  |
| s) Round flush-mounting box                               | not delivered by Ekinex® | -    |
| t) Square flush-mounting box                              | not delivered by Ekinex® | -    |
| u) Rectangular flush-mounting box (3 modules)             | not delivered by Ekinex® | -    |

\*) Various window dimensions  
 \*\*) Included with the purchase of the related 71 series pushbutton

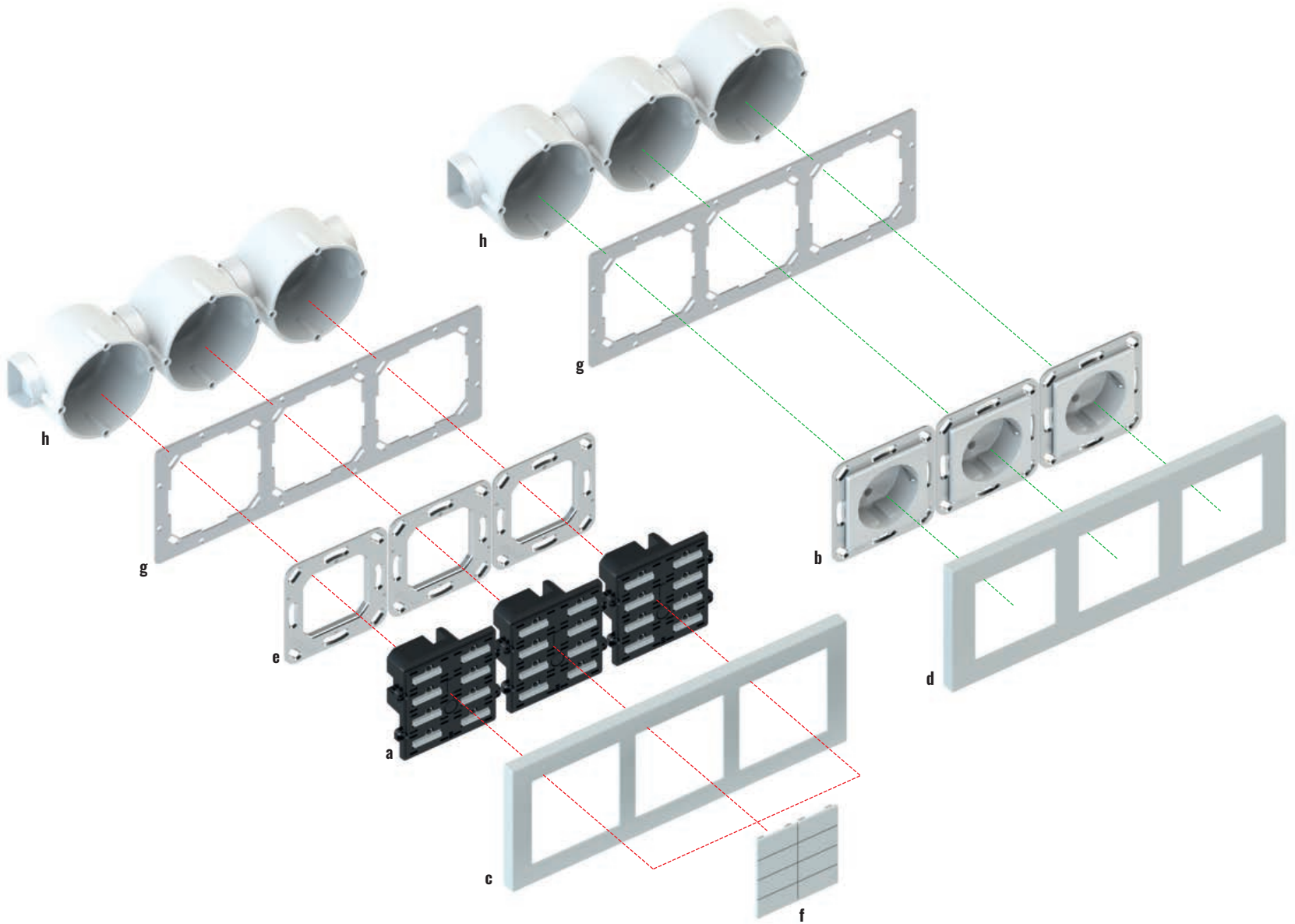


**Double installation 71 mm apart (20venti series)**

| Description                           | Code                           | Page |
|---------------------------------------|--------------------------------|------|
| a) Pushbutton 20venti series          | EK-E20-TP                      | 32   |
| b) Flush-mounting insert              | not delivered by Ekinex®       | -    |
| c) Deep double plate                  | EK-D2x-... (x = E, F, P, G, S) | 139  |
| d) Surface double plate               | EK-S2x-... (x = E, F, P, G, S) | 143  |
| e) Rectangular horizontal rockers (8) | EK-T4R-20-...                  | 118  |
| f) Metal mounting support             | EK-SMQ-71                      | 151  |

| Description                                     | Code                     | Page |
|---|--------------------------|------|
| g) Double adapter for mounting without frame    | EK-A71-...-NF            | 139  |
| h) Adapter for Surface double plate             | EK-TAS-D-...             | 143  |
| i) Double box for movable or plasterboard walls | not delivered by Ekinex® | -    |
| l) Single modular boxes for bricks wall         | not delivered by Ekinex® | -    |

\*) Included with the purchase of each double frame Form or Flank series

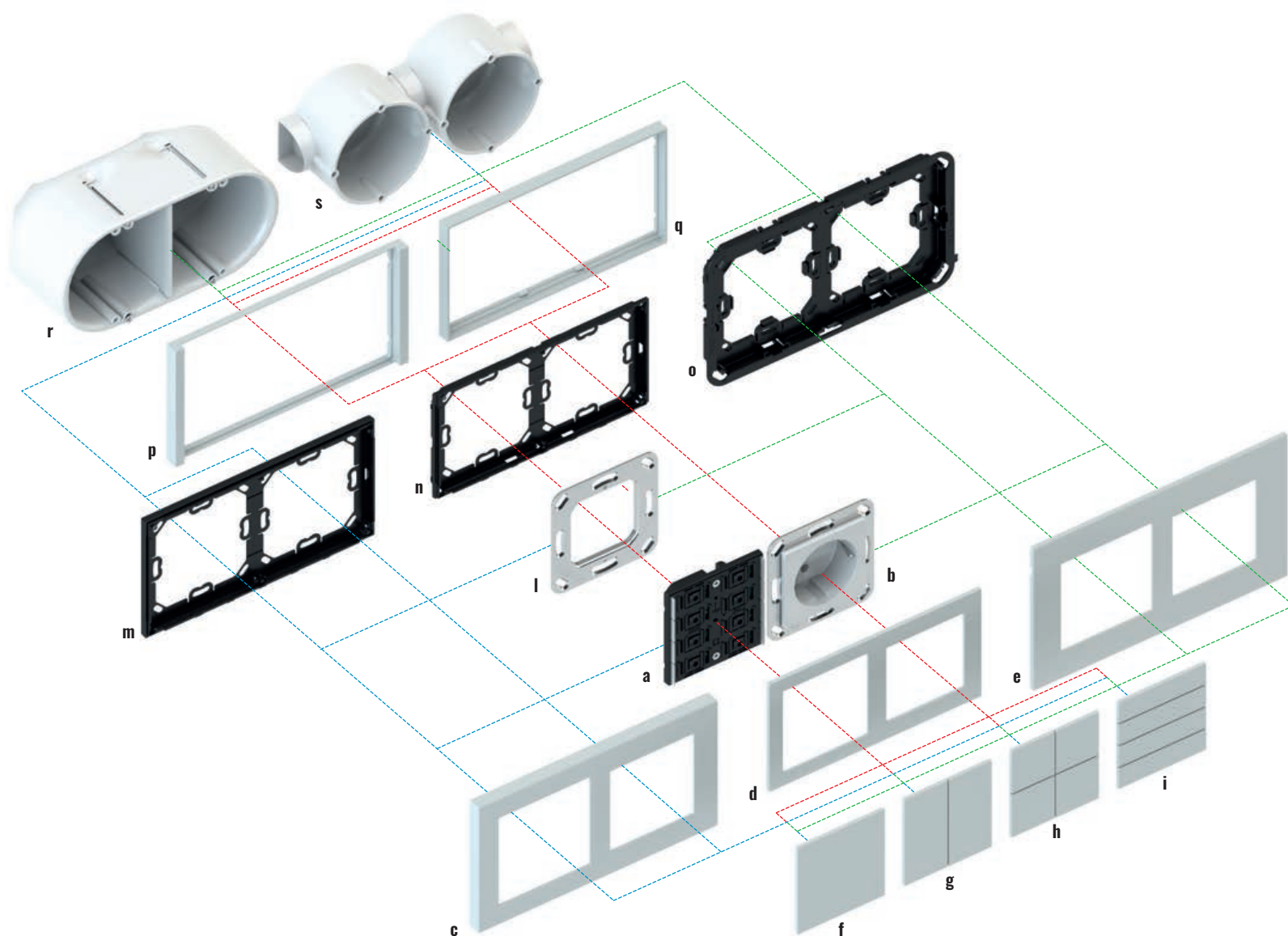


#### Triple installation 71 mm apart (20venti series)

| Description                  | Code                     | Page |
|------------------------------|--------------------------|------|
| a) Pushbutton 20venti series | EK-E20-TP                | 32   |
| b) Flush-mounting insert     | not delivered by Ekinex® | -    |
| c) Deep triple plate         | EK-D3S-...               | 140  |
| d) Deep triple plate         | EK-D3P-...               | 140  |
| e) Metal mounting support    | EK-SMQ-71                | 151  |

| Description                             | Code                     | Page |
|---|--------------------------|------|
| f) Rectangular horizontal rockers (8)   | EK-T4R-20-...            | 118  |
| g) Adapter for Deep triple plate*       | EK-B71-...-NF            | 140  |
| h) Single modular boxes for bricks wall | not delivered by Ekinex® | -    |

\*) Included with the purchase of each Deep triple plate




**Double installation 71 mm apart (71 series)**

| Description                           | Code                           | Page  |
|---------------------------------------|--------------------------------|-------|
| a) Pushbutton 71 series               | EK-E12-TP-... o EK-E22-TP-...  | 96-98 |
| b) Flush-mounting insert              | not delivered by Ekinex®       | -     |
| c) Deep double plate                  | EK-D2x-... (x = E, F, P, G, S) | 139   |
| d) Double plate                       | EK-P2x-... (x = P, S o G)      | 136   |
| e) Surface double plate               | EK-S2x-... (x = E, F, P, G, S) | 143   |
| f) Square rocker (1)                  | EK-T1Q-...                     | 122   |
| g) Rectangular vertical rockers (2))  | EK-T2R-...                     | 122   |
| h) Square rockers (4)                 | EK-T4Q-...                     | 122   |
| i) Rectangular horizontal rockers (4) | EK-T4R-...                     | 122   |

| Description   | Code                     | Page |
|---|--------------------------|------|
| l) Metal mounting support                           | EK-SMQ-71                | 151  |
| m) Double adapter for mounting without frame        | EK-A71-...-NF            | 136  |
| n) Adapter for double plate - Form or Flank frames* | EK-A71                   | 133  |
| o) Adapter for Surface double plate                 | EK-TAS-D-...             | 143  |
| p) Double frame of Flank series (with adapter)      | EK-FL2-...               | 133  |
| q) Double frame of Form series (with adapter)       | EK-FO2-...               | 133  |
| r) Double box for movable or plasterboard walls     | not delivered by Ekinex® | -    |
| s) Single modular boxes for bricks wall             | not delivered by Ekinex® | -    |

\*)) Included with the purchase of each double frame Form or Flank series





### Triple installation 71 mm apart (71 series)


| Description                           | Code                          | Page  |
|---------------------------------------|-------------------------------|-------|
| a) Pushbutton 71 series               | EK-E12-TP-... o EK-E22-TP-... | 96-98 |
| b) Flush-mounting insert              | not delivered by Ekinex®      | -     |
| c) Deep triple plate                  | EK-D3S-...                    | 140   |
| d) Deep triple plate                  | EK-D3P-...                    | 140   |
| e) Metal mounting support             | EK-SMQ-71                     | 151   |
| f) Square rocker (1)                  | EK-T1Q-...                    | 122   |
| g) Rectangular vertical rockers (2))  | EK-T2R-...                    | 122   |
| h) Square rockers (4)                 | EK-T4Q-...                    | 122   |
| i) Rectangular horizontal rockers (4) | EK-T4R-...                    | 122   |

| Description                             | Code                     | Page |
|---|--------------------------|------|
| l) Adapter for Deep triple plate*       | EK-B71-...-NF            | 140  |
| m) Single modular boxes for bricks wall | not delivered by Ekinex® | -    |

\*) Included with the purchase of each Deep triple plate

## Accessories for standard flush-mounting inserts


WALL-MOUNTING DEVICES



**Evens out your control. Aesthetics is not a detail. Unifies your style with our universal plates and frames. They are compatible with the most common civil series on the market with the possibility of combinations between windows of 45 x 45, 55 x 55 and 60 x 60 mm. Do not give up at the harmony of forms.**

The Ekinex® accessories allow the creation of a system aesthetically coordinated with the bus devices of Ekinex® 20venti, FF and 71 series. Flush-mounting inserts normally on the market, completed by their support, can be mounted on the appropriate adapters, which are finished with 'NF, Deep or Surface plates and frames at choice of the Form or Flank series. Adapters, plates and frames are available in two modularities, according to the flush-mounting box being used: square for round or square mounting box with fixing holes 60 mm apart; and rectangular for rectangular 3-module mounting box, according to the Italian installation standard with fixing holes 85 mm apart. Plates and frames are available in plastic material, aluminium or Fenix NTM®, with several colour and finishing options.





## Square frame - Form series

WALL-MOUNTING DEVICES

### Description

Square frame of Form series for finishing Ekinex® devices of FF and 71 series. Available in several colours and materials.

### Main characteristics

- In plastic material or aluminium or Fenix NTM®
- Snap-on mounting

### Order information

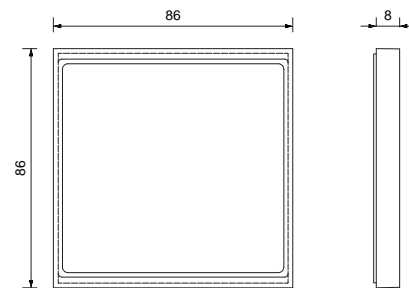
| Code       | Dimensions L x H x P [mm] | For use with                | Package |
|------------|---------------------------|-----------------------------|---------|
| EK-FOQ-... | 86 x 86 x 8               | devices of FF and 71 series | 1 pcs.  |

Also available in multiple pack of 6 pcs.

### Order

Base-codes (EK-FOQ) must be completed by adding extensions for material, colour and finishing (3 characters) For further information refer to page 164.

### Dimensions [mm]



## Rectangular frame - Form series

WALL-MOUNTING DEVICES

### Description

Rectangular frame of Form series for finishing Ekinex® devices of FF and 71 series. Available in several colours and materials.

### Main characteristics

- In plastic material or aluminium or Fenix NTM®
- Snap-on mounting

### Order information

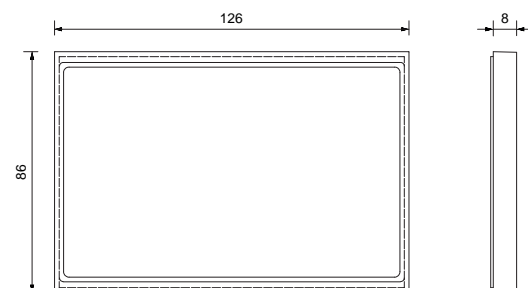
| Code       | Dimensions L x H x P [mm] | For use with                | Package |
|------------|---------------------------|-----------------------------|---------|
| EK-FOR-... | 126 x 86 x 8              | devices of FF and 71 series | 1 pcs.  |

Also available in multiple pack of 6 pcs.

### Order

Base-codes (EK-FOR) must be completed by adding extensions for material, colour and finishing (3 characters) For further information refer to page 164.

### Dimensions [mm]





### Description

Square frame of Flank series for finishing Ekinex® devices of FF and 71 series. Available in several colours and materials.

### Main characteristics

- In plastic material or aluminium
- Snap-on mounting

#### Order information

| Code       | Dimensions L x H x P [mm] | For use with                | Package |
|------------|---------------------------|-----------------------------|---------|
| EK-FLQ-... | 94 x 80 x 8               | devices of FF and 71 series | 1 pcs.  |

Also available in multiple pack of 6 pcs.

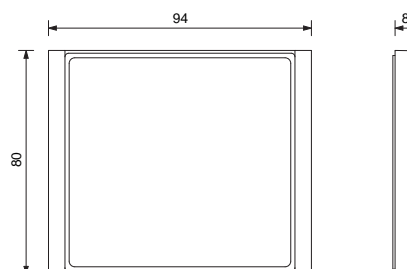
## Square frame - Flank series

WALL-MOUNTING DEVICES

### Order

Base-codes (EK-FLQ) must be completed by adding extensions for material, colour and finishing (3 characters) For further information refer to page 165.

### Dimensions [mm]



### Description

Rectangular frame of Flank series for finishing Ekinex® devices of FF and 71 series. Available in several colours and materials.

### Main characteristics

- In plastic material or aluminium
- Snap-on mounting

#### Order information

| Code       | Dimensions L x H x P [mm] | For use with                | Package |
|------------|---------------------------|-----------------------------|---------|
| EK-FLR-... | 135 x 80 x 8              | devices of FF and 71 series | 1 pcs.  |

Also available in multiple pack of 6 pcs.


## Rectangular frame - Flank series


WALL-MOUNTING DEVICES

### Order

Base-codes (EK-FLR) must be completed by adding extensions for material, colour and finishing (3 characters) For further information refer to page 165.

### Dimensions [mm]





### Description

Double frame of Form series for finishing Ekinex® devices of 71 series. Available in several colours and materials.

### Main characteristics

- In plastic material or aluminium or Fenix NTM®

### Delivery

Delivery includes a plastic adapter.

#### Order information

| Code       | Dimensions L x H x P [mm] | For use with         | Package |
|------------|---------------------------|----------------------|---------|
| EK-F02-... | 157 x 86 x 8              | devices of 71 series | 1 pcs.  |

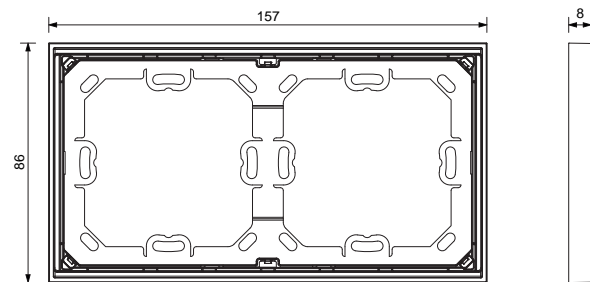
## Double frame - Form series

WALL-MOUNTING DEVICES

### Order

Base-codes (EK-F02) must be completed by adding extensions for material, colour and finishing (3 characters) For further information refer to page 164.

### Dimensions [mm]



### Description

Double frame of Flank series for finishing Ekinex® devices of 71 series. Available in several colours and materials.

### Main characteristics

- In plastic material or aluminium

#### Order information

| Code       | Dimensions L x H x P [mm] | For use with         | Package |
|------------|---------------------------|----------------------|---------|
| EK-FL2-... | 165 x 80 x 8              | devices of 71 series | 1 pcs.  |

## Double frame - Flank series

WALL-MOUNTING DEVICES

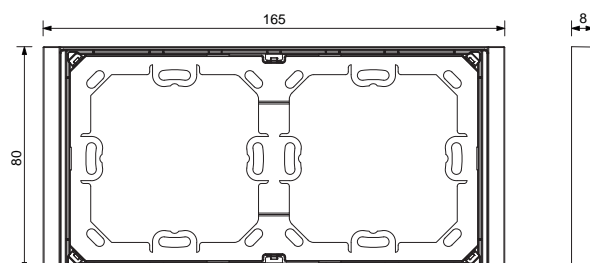
### Delivery

Delivery includes a plastic adapter.

### Order

Base-codes (EK-FL2) must be completed by adding extensions for material, colour and finishing (3 characters) For further information refer to page 165.

### Dimensions [mm]





## Square plate

WALL-MOUNTING DEVICES

### Description

Square plate for finishing Ekinex® devices of 71 series or market-standard flush-mounted inserts. Available in several colours and materials. To be used in combination with a square frame of the Form or Flank series. The plate can be also mounted without frame in combination with an adapter of the 'NF series.

### Main characteristics


- In plastic material or aluminium or Fenix NTM®
- Central window in three dimensions
- Snap-on mounting

### Order information

| Code       | Window L x H [mm] | For use with*                  | Package |
|------------|-------------------|--------------------------------|---------|
| EK-PQP-... | 45 x 45           | standard flush-mounted inserts | 1 pcs.  |
| EK-PQG-... | 55 x 55           |                                |         |
| EK-PQS-... | 60 x 60           | devices of 71 series           |         |

\*) In case of mounting without frame is used an adapter for 'NF series (to be ordered separately)

Also available in multiple pack of 6 pcs.



### Description

Adapter for snap-on mounting of a square plate.

### Main characteristics

- Plastic material
- Side profile in black or white colour (only 'NF version)
- Mounting onto round or square mounting box with fixing holes 60 mm apart

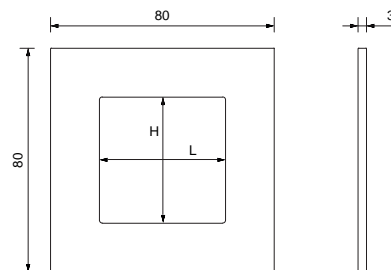
### Delivery

Delivery of each square plate includes an adapter (EK-TAQ) for mounting with a Form or Flank frame.

### Order

Base-codes must be completed by adding extensions for material, colour and finishing (3 characters). For further information refer to page 166.

### Dimensions [mm]



## Adapter for square plate

WALL-MOUNTING DEVICES

### Order information

| Code         | For use with                            | Side profile | Package |
|--------------|---|--------------|---------|
| EK-TAQ       | square plate with a Form or Flank frame | -            | 10 pcs. |
| EK-TAQ-1-NF  | square plate without frame ('NF series) | black        | 1 pcs.  |
| EK-TAQ-1-NFW |   | white        |         |
| EK-TAQ-5-NF  | square plate without frame ('NF series) | black        | 5 pcs.  |
| EK-TAQ-5-NFW |   | white        |         |



## Rectangular plate

WALL-MOUNTING DEVICES

### Description

Rectangular plate for finishing market-standard flush-mounted inserts. Available in several colours and materials. To be used in combination with a rectangular frame of the Form or Flank series. The plate can be also mounted without frame in combination with an adapter of the 'NF series.

### Main characteristics


- In plastic material or aluminium or Fenix NTM®
- Central window in three dimensions
- Snap-on mounting

### Order information

| Code         | Window L x H [mm] | For use with*                  | Package |
|--------------|-------------------|--------------------------------|---------|
| EK-PRP-...** | 66 x 44           | standard flush-mounted inserts | 1 pcs.  |
| EK-PRG-...   | 68 x 45           |                                |         |
| EK-PRS       | 60 x 60           | devices of 71 series           |         |

\*) In case of mounting without frame is used an adapter for 'NF series (to be ordered separately)  
\*\*) Available only in Fenix NTM®

Also available in multiple pack of 6 pcs.



### Description

Adapter for snap-on mounting of a rectangular plate.

### Main characteristics

- Plastic material
- Side profile in black or white colour (only 'NF version)
- Mounting onto round or square mounting box with fixing holes 60 mm apart or onto rectangular mounting box with fixing holes 83,5 mm apart

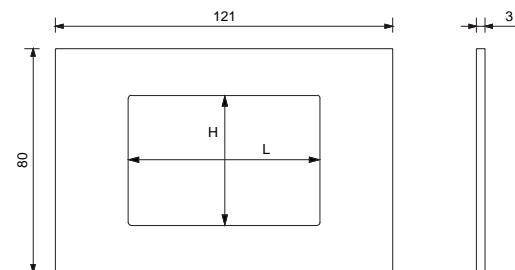
### Delivery

Delivery of each rectangular plate includes an adapter (EK-TAR) for mounting with a Form or Flank frame.

### Order

Base-codes must be completed by adding extensions for material, colour and finishing (3 characters). For further information refer to page 167.

### Dimensions [mm]



## Adapter for rectangular plate

WALL-MOUNTING DEVICES

### Order information

| Code         | For use with                                 | Side profile | Package |
|--------------|--|--------------|---------|
| EK-TAR       | rectangular plate and Form or Flank frame    | -            | 10 pcs. |
| EK-TAR-1-NF  | rectangular plate without frame ('NF series) | black        | 1 pcs.  |
| EK-TAR-1-NFW |  | white        |         |
| EK-TAR-5-NF  |  | black        | 5 pcs.  |
| EK-TAR-5-NFW |  | white        |         |



## Double plate

WALL-MOUNTING DEVICES

### Description

Double plate for finishing standard flush-mounting inserts and/or Ekinex® devices of 71 series. Available in several colours and materials. To be used in combination with a double frame of the Form or Flank series. The plate can be also mounted without frame in combination with an adapter of the 'NF series.

### Main characteristics


- In plastic material or aluminium or Fenix NTM®
- 3 combinations of windows sizes
- Snap-on mounting

### Order information

| Code          | Windows L x H [mm]       | For use with*  | Package |
|---------------|--------------------------|--|---------|
| EK-P2E-... ** | 45 x 45 (2)              | two devices installed 71 mm apart<br>(bus devices of 71 series<br>and/or flush-mounting inserts) | 1 pcs.  |
| EK-P2F-... ** | 45 x 45 (1), 60 x 60 (1) |  |         |
| EK-P2P-...    | 55 x 55 (2)              |  |         |
| EK-P2G-...    | 55 x 55 (1), 60 x 60 (1) |  |         |
| EK-P2S-...    | 60 x 60 (2)              |  |         |

\*) In case of mounting without frame is used an adapter for 'NF series (to be ordered separately)

\*\*) Not available in plastic



### Description

Adapter for snap-on mounting of a double plate.

### Main characteristics

- In plastic material
- Side profile in black or white colour
- For mounting onto round modular flush-mounting boxes (71 mm apart)

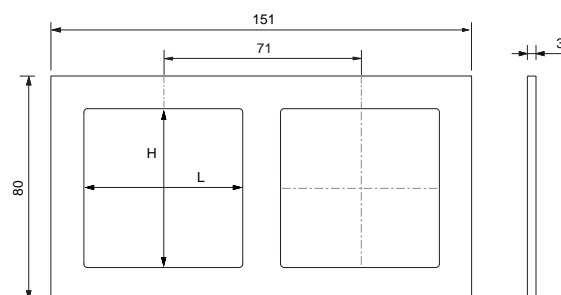
### Order

Base-codes must be completed by adding extensions for material, colour and finishing (3 characters). For further information refer to page 168.

### Note

The adapter (EK-A71) for mounting with double frame of Form or Flank series is included in the delivery of the frame.

### Dimensions [mm]




## Adapter for double plate

WALL-MOUNTING DEVICES

### Order information

| Code         | For use with  | Side profile | Package |
|--------------|---|--------------|---------|
| EK-A71       | double plate with a Form or Flank frame                 | -            | 10 pcs. |
| EK-A71-1-NF  | double plate of 71 series<br>without frame ('NF series) | black        | 1 pcs.  |
| EK-A71-1-NFW |   | white        |         |
| EK-A71-5-NF  |   | black        | 5 pcs.  |
| EK-A71-5-NFW |   | white        |         |





## Deep square plate

WALL-MOUNTING DEVICES

### Description

Deep Series square plate for finishing Ekinex® devices of 20venti and 71 series or market-standard flush-mounted inserts. Available in several colours and materials.

### Main characteristics

- For use on round mounting box with fixing holes 60 mm apart
- In plastic material (not available for EK-DQT-...) or aluminium or Fenix NTM®
- Central window in four dimensions
- Snap-on mounting on adapter

### Order information

| Code       | Window L x H [mm] | For use with                          | Package |
|------------|-------------------|---------------------------------------|---------|
| EK-DQP-... | 45 x 45           | standard flush-mounted inserts        | 1 pcs.  |
| EK-DQG-... | 55 x 55           | standard flush-mounted inserts        |         |
| EK-DQT-... | 30 x 60           | devices of 20venti series (4 rockers) |         |
| EK-DQS-... | 60 x 60           | devices of 20venti and 71 series      |         |


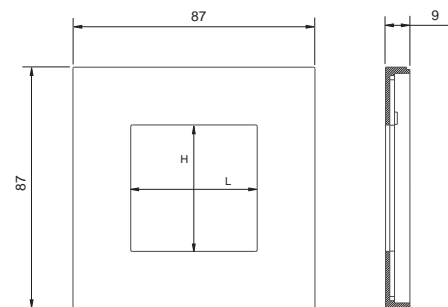
### Delivery

Delivery of each Deep square plate includes an adapter (EK-TAQ-1-NF).

### Order

Base-codes must be completed by adding extensions for material, colour and finishing (3 characters). For further information refer to page 170.

### Dimensions [mm]



## Adapter for Deep square plate

WALL-MOUNTING DEVICES

### Description

Adapter for snap-on mounting of a Deep square plate.

### Main characteristics

- Plastic material
- Side profile in black colour
- Mounting onto round or square mounting box with fixing holes 60 mm apart

### Order information

| Code        | For use with      | Side profile | Package |
|-------------|-------------------|--------------|---------|
| EK-TAQ-1-NF | Deep square plate | black        | 1 pcs.  |
| EK-TAQ-5-NF |                   |              | 5 pcs.  |



## Deep rectangular plate

WALL-MOUNTING DEVICES

### Description

Deep Series rectangular plate for finishing Ekinex® devices of 20venti and 71 series or market-standard flush-mounted inserts. Available in several colours and materials.

### Main characteristics

- Mounting onto rectangular 3 seater mounting box according to the Italian installation standard provided with fixing holes 83,5 mm apart
- In plastic material or aluminium or Fenix NTM®
- Central window in two dimensions
- Snap-on mounting on adapter

### Order information

| Code       | Window L x H [mm] | For use with                     | Package |
|------------|-------------------|----------------------------------|---------|
| EK-DRG-... | 68 x 45           | standard flush-mounted inserts   | 1 pcs.  |
| EK-DRS-... | 60 x 60           | devices of 20venti and 71 series |         |


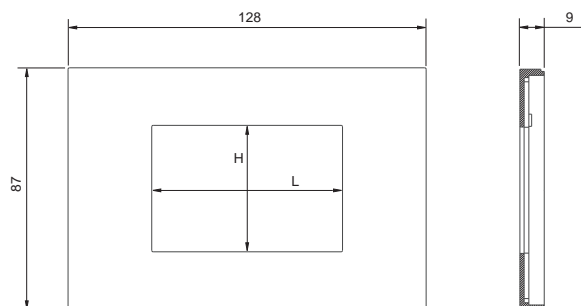
### Delivery

Delivery of each Deep rectangular plate includes an adapter (EK-TAR-1-NF).

### Order

Base-codes must be completed by adding extensions for material, colour and finishing (3 characters). For further information refer to page 172.

### Dimensions [mm]



## Adapter for Deep rectangular plate

WALL-MOUNTING DEVICES

### Description


Adapter for snap-on mounting of a Deep rectangular plate.

### Main characteristics

- Plastic material
- Side profile in black colour
- Mounting onto round or square mounting box with fixing holes 60 mm apart or onto rectangular mounting box with fixing holes 83,5 mm apart

### Order information

| Code        | For use with           | Side profile | Package |
|-------------|------------------------|--------------|---------|
| EK-TAR-1-NF | Deep rectangular plate | black        | 1 pcs.  |
| EK-TAR-5-NF |                        |              | 5 pcs.  |



## Deep double plate

WALL-MOUNTING DEVICES

### Description


Deep Series double plate for finishing standard flush-mounting inserts and/or Ekinex® devices of 20venti and 71 series. Available in several colours and materials.

### Main characteristics

- For mounting onto mounting boxes with fixing holes 71 mm apart
- In plastic material or aluminium or Fenix NTM®
- Two windows in five combinations
- Snap-on mounting on adapter

### Order information

| Code       | Windows L x H [mm]       | For use with  | Package |
|------------|--------------------------|---|---------|
| EK-D2E     | 45 x 45 (2)              | two devices installed 71 mm apart<br>(bus devices of 20venti and 71<br>series and/or flush-mounting<br>inserts) | 1 pcs.  |
| EK-D2F     | 45 x 45 (1), 60 x 60 (1) |   |         |
| EK-D2P-... | 55 x 55 (2)              |   |         |
| EK-D2G-... | 55 x 55 (1), 60 x 60 (1) |   |         |
| EK-D2S-... | 60 x 60 (2)              |   |         |



### Description

Adapter for snap-on mounting of a Deep double plate.

### Main characteristics

- In plastic material
- Side profile in black colour
- For mounting onto round modular flush-mounting boxes (71 mm apart)

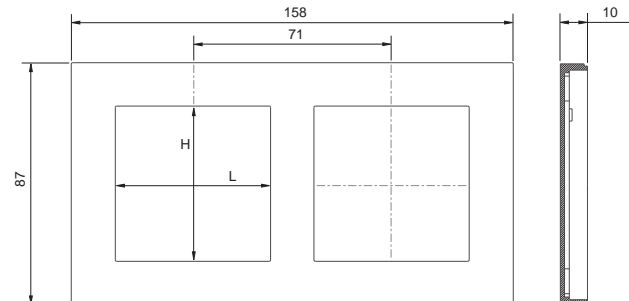
### Delivery

Delivery of each Deep double plate includes an adapter (EK-A71-1-NF).

### Order

Base-codes must be completed by adding extensions for material, colour and finishing (3 characters). For further information refer to page 173.

### Dimensions [mm]




## Adapter for Deep double plate

WALL-MOUNTING DEVICES

### Order information

| Code        | For use with      | Side profile | Package |
|-------------|-------------------|--------------|---------|
| EK-A71-1-NF | Deep double plate | black        | 1 pcs.  |
| EK-A71-5-NF |                   |              | 5 pcs.  |



## Deep triple plate

WALL-MOUNTING DEVICES

### Description

Deep Series triple plate for finishing standard flush-mounting inserts and/or Ekinex® devices of 20venti and 71 series. Available in several colours and materials.

### Main characteristics

- For mounting onto mounting boxes with fixing holes 71 mm apart
- In aluminium or Fenix NTM®
- Three windows in two combinations
- Snap-on mounting on adapter
- Customisation of windows on aluminium or Fenix NTM® plates on request

### Order information

| Code       | Windows L x H [mm] | For use with   | Package |
|------------|--------------------|--|---------|
| EK-D3P-... | 55 x 55 (3)        | three devices installed 71 mm apart (bus devices of 20venti and 71 series and/or flush-mounting inserts) | 1 pcs.  |
| EK-D3S-... | 60 x 60 (3)        |  |         |


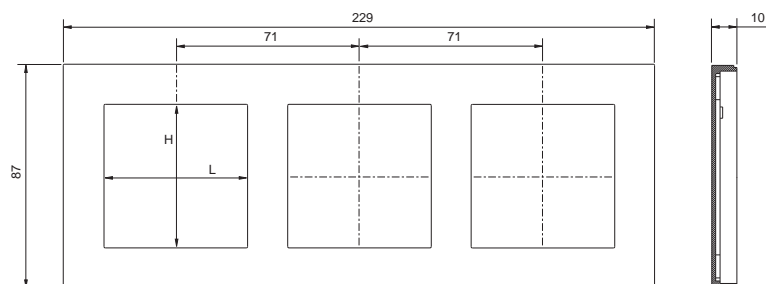
### Delivery

Delivery of each Deep triple plate includes an adapter (EK-B71-1-NF).

### Order

Base-codes must be completed by adding extensions for material, colour and finishing (3 characters). For further information refer to page 175.

### Dimensions [mm]



## Adapter for Deep triple plate

WALL-MOUNTING DEVICES

### Description


Adapter for snap-on mounting of a Deep triple plate.

### Main characteristics

- In aluminium
- For mounting onto round modular flush-mounting boxes (71 mm apart)

### Order information

| Code        | For use with      | Side profile | Package |
|-------------|-------------------|--------------|---------|
| EK-B71-1-NF | Deep triple plate | black        | 1 pcs.  |
| EK-B71-5-NF |                   |              | 5 pcs.  |



## Surface square plate

WALL-MOUNTING DEVICES

### Description

Surface Series square plate for finishing Ekinex® devices of 20venti and 71 series or market-standard flush-mounted inserts. Available in several colours and materials.

### Main characteristics

- For use on round mounting box with fixing holes 60 mm apart
- In aluminium or Fenix NTM®
- Central window in four dimensions
- Snap-on mounting on adapter

### Order information

| Code       | Window L x H [mm] | For use with                          | Package |
|------------|-------------------|---------------------------------------|---------|
| EK-SQP-... | 45 x 45           | standard flush-mounted inserts        | 1 pcs.  |
| EK-SQG-... | 55 x 55           | standard flush-mounted inserts        |         |
| EK-SQT-... | 30 x 60           | devices of 20venti series (4 rockers) |         |
| EK-SQS-... | 60 x 60           | devices of 20venti and 71 series      |         |


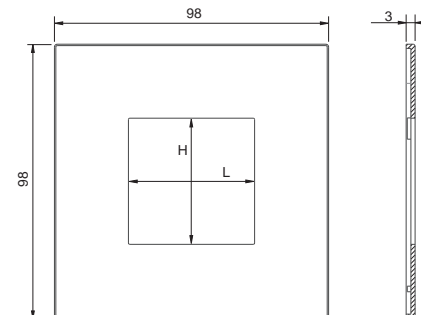
### Delivery

Delivery of each Surface square plate includes an adapter (EK-TAS-Q).

### Order

Base-codes must be completed by adding extensions for material, colour and finishing (3 characters). For further information refer to page 176.

### Dimensions [mm]



## Adapter for Surface square plate

WALL-MOUNTING DEVICES

### Description

Adapter for mounting of a Surface square plate.

### Main characteristics

- Plastic material
- With fixing ties for plasterboard and movable walls
- Mounting onto round or square mounting box with fixing holes 60 mm apart

### Order information

| Code       | For use with         | Side profile | Package |
|------------|----------------------|--------------|---------|
| EK-TAS-Q-1 | Surface square plate | black        | 1 pcs.  |
| EK-TAS-Q-5 |                      |              | 5 pcs.  |



## Surface rectangular plate

WALL-MOUNTING DEVICES

### Description

Surface Series rectangular plate for finishing Ekinex® devices of 20venti and 71 series or market-standard flush-mounted inserts. Mounting on 3 seater rectangular boxes. Available in several colours and materials.

### Main characteristics

- Mounting onto rectangular 3 seater mounting box according to the Italian installation standard provided with fixing holes 83,5 mm apart
- In aluminium or Fenix NTM®
- Central window in two dimensions
- Snap-on mounting on adapter

### Order information

| Code       | Window L x H [mm] | For use with                     | Package |
|------------|-------------------|----------------------------------|---------|
| EK-SRG-... | 68 x 45           | standard flush-mounted inserts   | 1 pcs.  |
| EK-SRS     | 60 x 60           | devices of 20venti and 71 series |         |


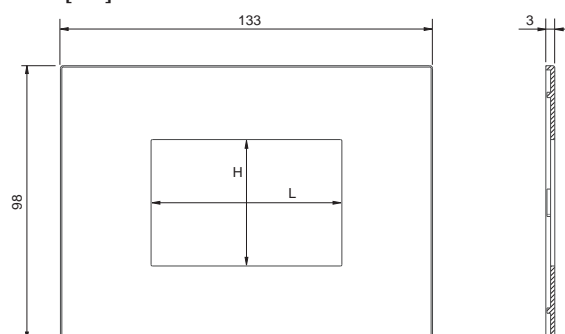
### Delivery

Delivery of each Surface rectangular plate includes an adapter (EK-TAS-R).

### Order

Base-codes must be completed by adding extensions for material, colour and finishing (3 characters). For further information refer to page 176.

### Dimensions [mm]



## Adapter for Surface rectangular plate

WALL-MOUNTING DEVICES


### Accessories (included in the delivery)

Adapter for mounting of a Surface rectangular plate.

- Plastic material
- With fixing ties for plasterboard and movable walls
- Mounting onto rectangular 3 seater mounting box according to the Italian installation standard provided with fixing holes 83,5 mm apart

### Order information

| Code       | For use with              | Side profile | Package |
|------------|---------------------------|--------------|---------|
| EK-TAS-R-1 | Surface rectangular plate | black        | 1 pcs.  |
| EK-TAS-R-5 |                           |              | 5 pcs.  |



## Surface double plate

WALL-MOUNTING DEVICES

### Description

Surface Series double plate for finishing standard flush-mounting inserts and/or Ekinex® devices of 20venti and 71 series. Available in several colours and materials.

### Main characteristics

- For mounting onto mounting boxes with fixing holes 71 mm apart
- In aluminium or Fenix NTM®
- Two windows in five combinations
- Snap-on mounting on adapter

### Order information

| Code       | Windows L x H [mm]       | For use with  | Package |
|------------|--------------------------|---|---------|
| EK-S2E     | 45 x 45 (2)              | two devices installed 71 mm apart<br>(bus devices of 20venti and 71<br>series and/or flush-mounting<br>inserts) | 1 pcs.  |
| EK-S2F     | 45 x 45 (1), 60 x 60 (1) |   |         |
| EK-S2P-... | 55 x 55 (2)              |   |         |
| EK-S2G-... | 55 x 55 (1), 60 x 60 (1) |   |         |
| EK-S2S-... | 60 x 60 (2)              |   |         |


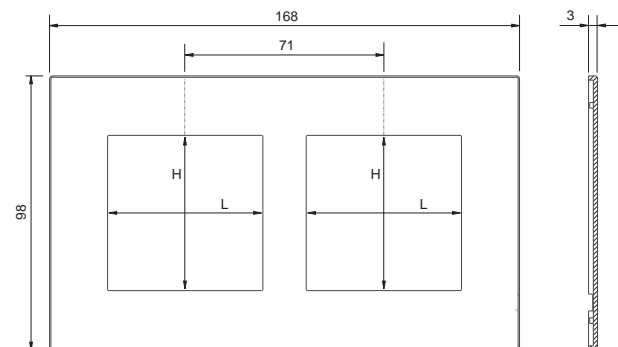
### Delivery

Delivery of each Surface double plate includes an adapter (EK-TAS-D).

### Order

Base-codes must be completed by adding extensions for material, colour and finishing (3 characters). For further information refer to page 177.

### Dimensions [mm]



x 6

## Adapter for Surface double plate

WALL-MOUNTING DEVICES

### Description

Adapter for mounting of a Surface double plate.

### Main characteristics

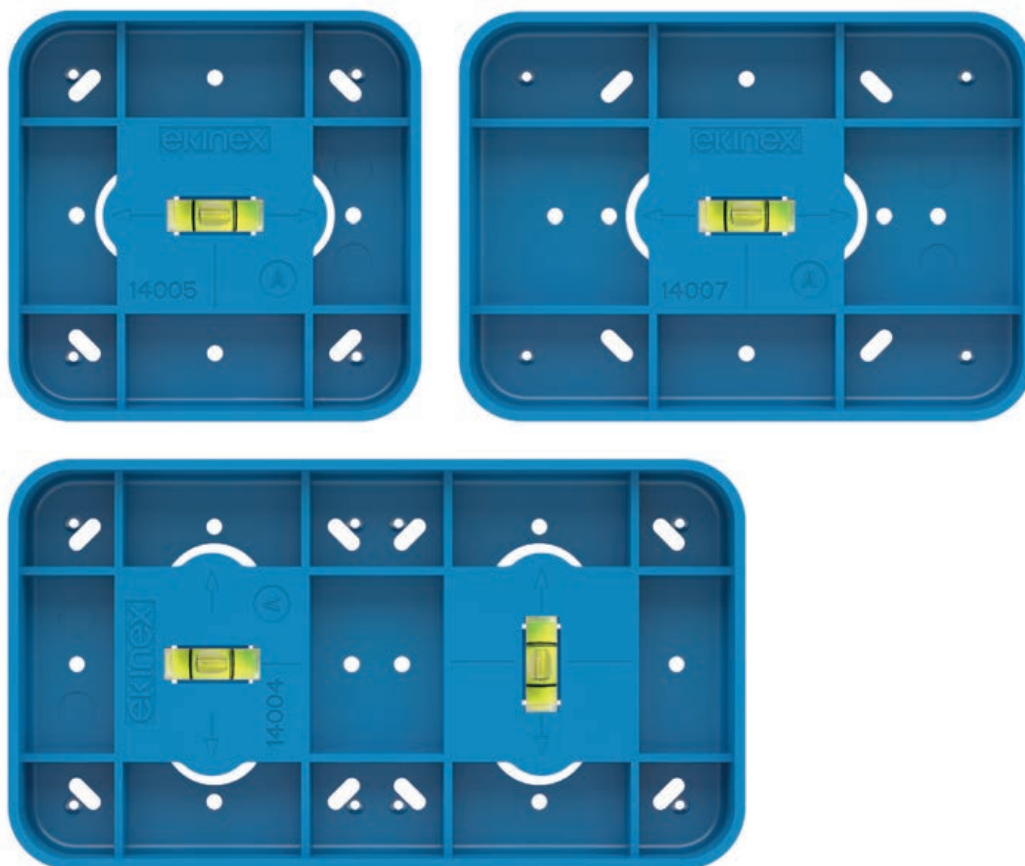
- Plastic material
- With fixing ties for plasterboard and movable walls
- For mounting onto mounting boxes with fixing holes 71 mm apart

### Order information

| Code       | For use with         | Side profile | Package |
|------------|----------------------|--------------|---------|
| EK-TAS-D-1 | Surface double plate | black        | 1 pcs.  |
| EK-TAS-D-5 |                      |              | 5 pcs.  |

## Template for Surface plates

WALL-MOUNTING DEVICES



### Description

Template for making holes during wall plastering in order to mount a Surface plate-adapter bundle.

### Main characteristics

- Plastic material
- With spirit level for perfect horizontal alignment
- Mounting onto round or square mounting box with fixing holes 60 mm apart

### Delivery

The template (EK-DPS-...) for mounting the Surface adapter-plate assembly must be ordered separately.

#### Order information

| Code       | Dimensions L x H x P [mm] | For use with                   | Package |
|------------|---------------------------|--------------------------------|---------|
| EK-DPS-Q-1 | 87 x 87 x 25              | Template for square plate      |         |
| EK-DPS-R-1 | 122 x 87 x 25             | Template for rectangular plate | 1 pcs.  |
| EK-DPS-D-1 | 157 x 87 x 25             | Template for double plate      |         |
| EK-DPS-Q-5 | 87 x 87 x 25              | Template for square plate      |         |
| EK-DPS-R-5 | 122 x 87 x 25             | Template for rectangular plate | 5 pcs.  |
| EK-DPS-D-5 | 157 x 87 x 25             | Template for double plate      |         |



# Double installation with fixing holes 60 mm apart

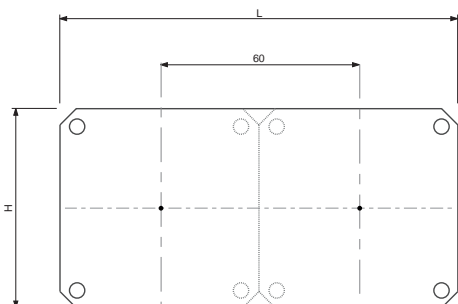
WALL-MOUNTING DEVICES



The double plate with 120 x 60 mm window (c) allows two Ekinex® 20venti or 71 series devices (a), one Ekinex® 20venti or 71 series device (a) and one market-standard component for round box 60 x 60 mm (b) or two market-standard component for round box 60 x 60 mm (b) to be mounted side-to-side with fixing holes 60 mm apart. The plate can be mounted without frame ('NF') or with double frame Form (p) or Flank (q) series. The installation can be horizontal or vertical thanks to the proper supports (l). The double plate with 120 x 60 mm window is available in aluminium or Fenix NTM®.

**Note.** In order to use Ekinex® double plates or frames, it is necessary to use a double (r) or two single modular flush-mounting boxes (s) which guarantee a fixing hole distance of 60 mm between the devices. The front size of the boxes (L x H) cannot exceed the dimension of the double plate EK-P2C-... (mounting without frame 'NF') or that of the double frames Form (EK-FO2-...) or Flank (EK-FL2-...) series.

## Flush-mounting box dimensions [mm]

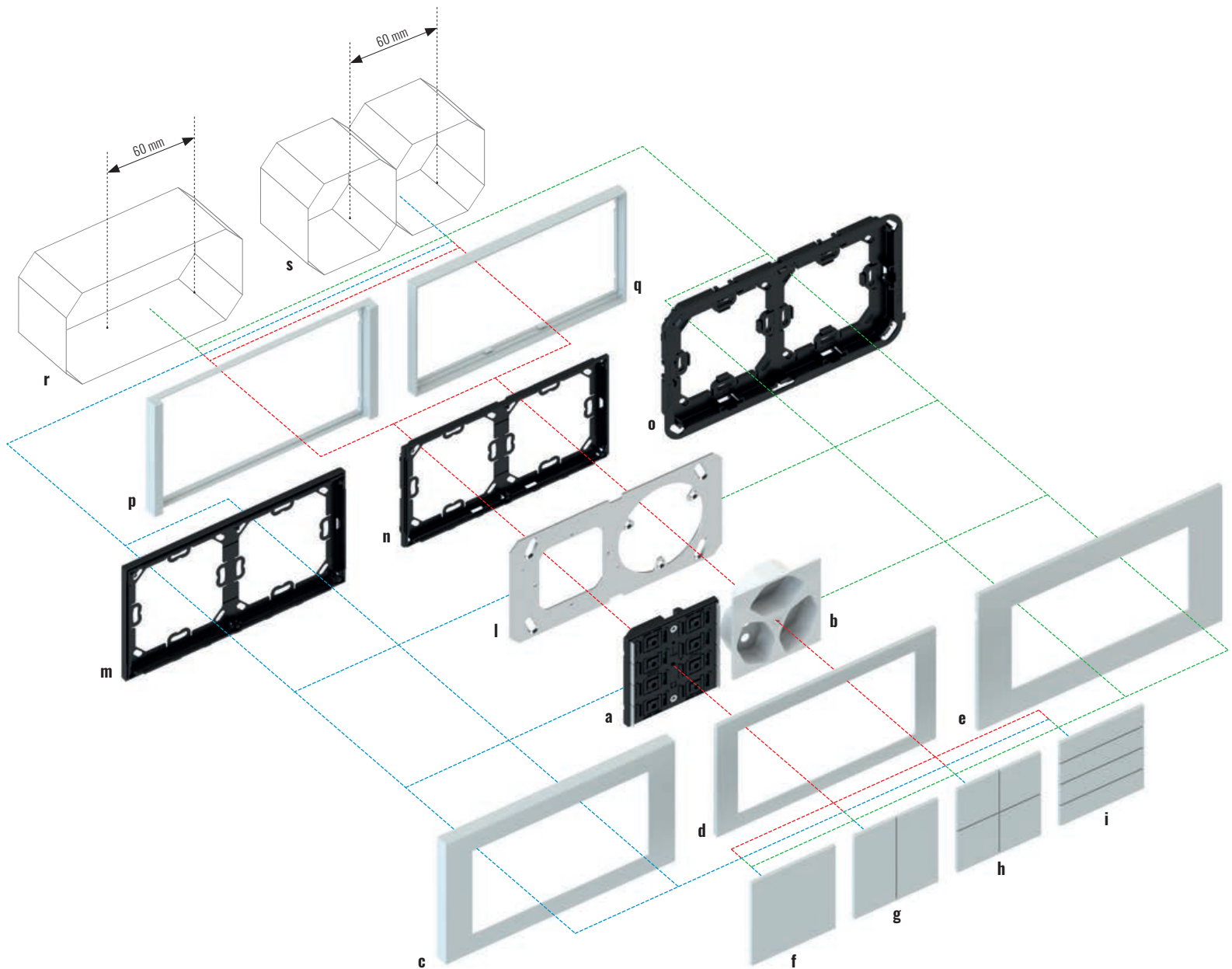


### Flush-mounting box prerequisites:

- Fixing holes on the corners
- Size limits (L x H) indicated in the table below

### Double installation (flush-mounting boxes with fixing holes 60 mm apart)

| Mounting                               | Max. dimensions (L x H) built-in case [mm] |
|--|--|
| Frame-free                             | 151 x 80                                   |
| Double frame Form series (EK-FO2-...)  | 157 x 86                                   |
| Double frame Flank series (EK-FL2-...) | 165 x 80                                   |



**Double installation (built-in cases with 60 mm device centre distance) - 71 series**

| Description                           | Code                          | Page  |
|---------------------------------------|-------------------------------|-------|
| a) 71 series pushbutton               | EK-E12-TP-... o EK-E22-TP-... | 96-98 |
| b) 60x60 mm civil series component    | not delivered by Ekinex®      | -     |
| c) Deep double plate*                 | EK-D2C-...                    | 149   |
| d) *NF double plate*                  | EK-P2C-...                    | 149   |
| e) Surface double plate*              | EK-S2C-...                    | 150   |
| f) Square rocker (1)                  | EK-T1Q-...                    | 122   |
| g) Rectangular vertical rockers (2)   | EK-T2R-...                    | 122   |
| h) Square rockers (4)                 | EK-T4Q-...                    | 122   |
| i) Rectangular horizontal rockers (4) | EK-T4R-...                    | 122   |
| l) Installation metal supports**      | EK-SM2-CH...                  | 148   |

| Description   | Code                     | Page |
|---|--------------------------|------|
| m) Double adapter for frame-free installation             | EK-A71-...-NF            | 149  |
| n) Double adapter for Form or Flank frame installation*** | EK-A71-...               | 133  |
| o) Double adapter for Surface double plate                | EK-TAS-d-...             | 150  |
| p) Flank series double frame (with adapter)               | EK-FL2-...               | 133  |
| q) Form series double frame (with adapter)                | EK-F02-...               | 133  |
| r) Double case (device centre distance 60 mm)             | not delivered by Ekinex® | -    |
| s) Single cases (60 mm device centre distance)            | not delivered by Ekinex® | -    |

\*) 120 x 60 mm single window  
 \*\*) Available for horizontal or vertical mounting  
 \*\*\*) Included with the purchase of each double frame Form or Flank series



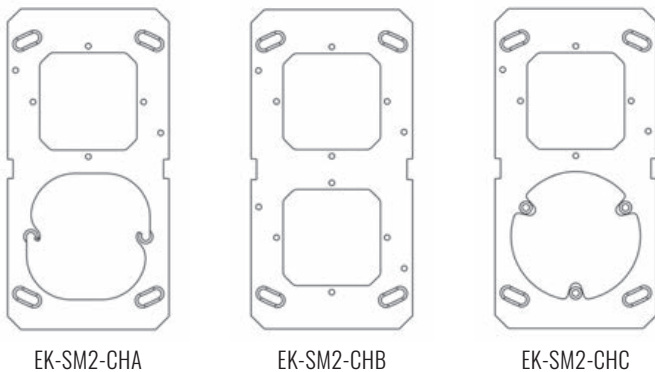
## Double supports for installation with 60 mm device centre distance

WALL-MOUNTING DEVICES

### Description

Metal double support for 60 mm centre distance installation of two Ekinex® 20venti or 71 series devices, one Ekinex® 20venti or 71 series device and one or two components for round case (Feller only). Fitting screws included.

### Vertical installation

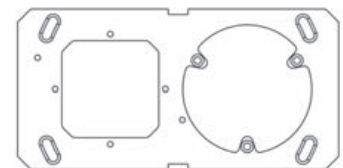


EK-SM2-CHA

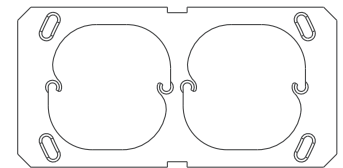
EK-SM2-CHB

EK-SM2-CHC

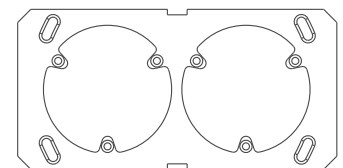
### Horizontal installation



EK-SM2-CHD

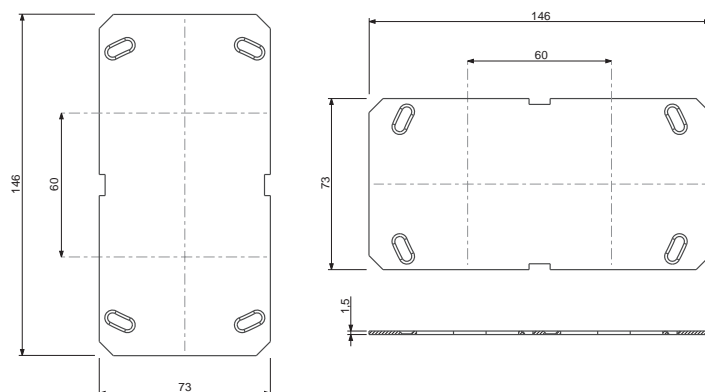


EK-SM2-CHE



EK-SM2-CHF

### Dimensions [mm]



### Order information

| Code       | Installation | Description  |
|------------|--------------|--|
| EK-SM2-CHA | vertical     | 1 housing for Ekinex® 20venti or 71 series device, 1 housing with double dovetail connection |
| EK-SM2-CHB | vertical     | 2 housings for Ekinex® 20venti or 71 series devices  |
| EK-SM2-CHC | vertical     | 1 housing for Ekinex® 20venti or 71 series device, 1 housing with 120° triple connection     |
| EK-SM2-CHD | horizontal   | 1 housing for Ekinex® 20venti or 71 series device, 1 housing with 120° triple connection     |
| EK-SM2-CHE | horizontal   | 2 housings with double dovetail connection   |
| EK-SM2-CHF | horizontal   | 2 housing with 120° triple connection  |

Other double supports are available on request



### Description

Double plate with 120 x 60 mm window for 60 mm centre distance installation of two Ekinex® 20venti or 71 series devices, one Ekinex® 20venti or 71 series device and one round case component or two round case components. Round case components should have a 60 x 60 mm dimension. For use with series Form or Flank double frame or for frame-free installation combined to an EK-A71 adapter.


### Main characteristics

- In aluminium or Fenix NTM®
- Snap-on installation

### Order information

| Code              | Window L x H [mm] | Use  | Package |
|-------------------|-------------------|--|---------|
| EK-P2C-... ('NF)* | 120 x 60          | Installation of 2 devices with a 60-mm centre distance | 1 pcs.  |
| EK-D2C-... (Deep) |                   |  |         |

\*) Frame-free installation ('NF) requires use of dedicated adapter (sold separately, see below)



### Description

Installation adapter for one frame-free double plate (series 'NF and Deep).

### Main characteristics

- Plastic
- Side profile available in black

## 'NF and Deep plate with 120 x 60 mm window

WALL-MOUNTING DEVICES

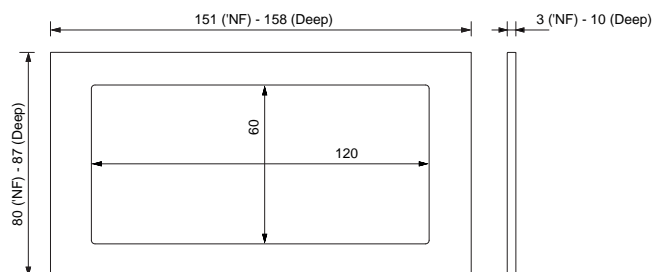
### Orders

The basic code (EK-P2C - EK-D2C) must be combined to extensions of the same material and colour (3 characters). For further information refer to page 168-173.

### Note

The adapter for mounting with double frame of Form or Flank series (EK-A71) is included in the delivery of the frame. Delivery of each Deep plate includes an adapter (EK-A71-1-NF).

### Dimensions [mm]



## Adapter for 'NF and Deep plate with 120 x 60 mm window

WALL-MOUNTING DEVICES

### Order information

| Code        | For use with                                     | Side profile | Package |
|-------------|--|--------------|---------|
| EK-A71      | double plate with a Form or Flank frame          | -            | 10 pcs. |
| EK-A71-1-NF | double plate without frame ('NF and Deep series) | black        | 1 pcs.  |
| EK-A71-5-NF |  |              | 5 pcs.  |



## Surface plate with 120 x 60 mm window

WALL-MOUNTING DEVICES

### Description

Double plate with 120 x 60 mm window for 60 mm centre distance installation of two Ekinex® 20venti or 71 series devices, one Ekinex® 20venti or 71 series device and one round case component or two round case components. Round case components should have a 60 x 60 mm dimension.

### Main characteristics

- In aluminium or Fenix NTM®
- Snap-on installation

### Order information

| Code                 | Window L x H [mm] | Use  | Package |
|----------------------|-------------------|--|---------|
| EK-S2C-... (Surface) | 120 x 60          | Installation of 2 devices with a 60-mm centre distance | 1 pcs.  |


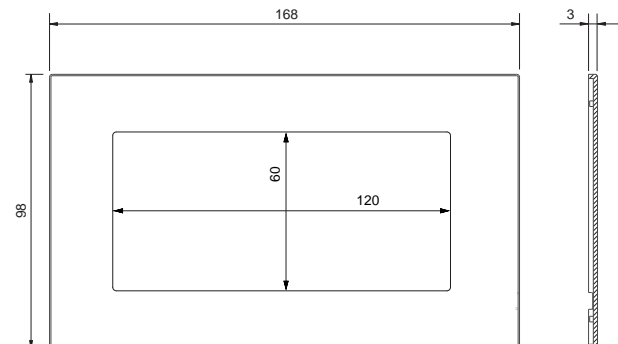
### Orders

The basic code (EK-S2C) must be combined to extensions of the same material and colour (3 characters). For further information refer to page 177.

### Note

Delivery of each Surface double plate includes an adapter (EK-TAS-D).

### Dimensions [mm]



x 6

## Adapter for Surface plate with 120 x 60 mm window

WALL-MOUNTING DEVICES

### Description


Adapter for mounting of a Surface double plate.

### Main characteristics

- Plastic material
- With fixing ties for plasterboard and movable walls
- For mounting onto mounting boxes with fixing holes 71 mm apart

### Order information

| Code       | For use with         | Side profile | Package |
|------------|----------------------|--------------|---------|
| EK-TAS-D-1 | Surface double plate | black        | 1 pcs.  |
| EK-TAS-D-5 |                      |              | 5 pcs.  |



## Template for Surface plate with 120 x 60 mm window

WALL-MOUNTING DEVICES

### Description

Template for making holes during wall plastering in order to mount a Surface plate-adapter bundle.

### Main characteristics


- Plastic material
- With spirit level for perfect horizontal alignment
- Mounting onto round or square mounting box with fixing holes 60 mm apart

### Delivery

The template (EK-DPS-...) for mounting the Surface adapter-plate assembly must be ordered separately.

#### Order information

| Code       | Dimensions L x H x P [mm] | For use with              | Package |
|------------|---------------------------|---------------------------|---------|
| EK-DPS-D-1 | 157 x 87 x 25             | Template for double plate | 1 pcs.  |
| EK-DPS-D-5 | 157 x 87 x 25             |                           | 5 pcs.  |



## Square mounting support

WALL-MOUNTING DEVICES

### Description

Square metallic support for mounting Ekinex® devices of 20venti, FF or 71 series onto round or square mounting boxes with fixing holes 60 mm apart. Fixing screws are provided.


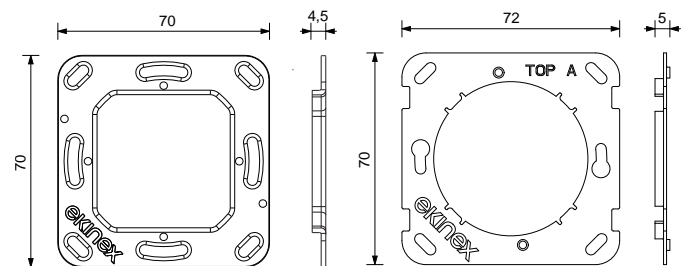
### Note

A mounting support is delivered with each Ekinex® device of 20venti, FF and 71 series.

### Order information

| Code      | Dimensions L x H x P [mm] | For use with   | Package |
|-----------|---------------------------|--|---------|
| EK-SMQ    | 72 x 70 x 5               | thermostats and Touch&See FF series                                | 5 pcs.  |
| EK-SMQ-71 | 70 x 70 x 4,5             | devices of 20venti or 71 series and 4-fold pushbutton of FF series | 5 pcs.  |

### Dimensions [mm]



## Rectangular mounting support

WALL-MOUNTING DEVICES

### Description

Rectangular metallic support for mounting Ekinex® devices of 20venti, FF or 71 series onto round or square mounting boxes with fixing holes 60 mm apart or onto rectangular, 3-seater mounting box with fixing holes 85 mm apart. Fixing screws are provided.

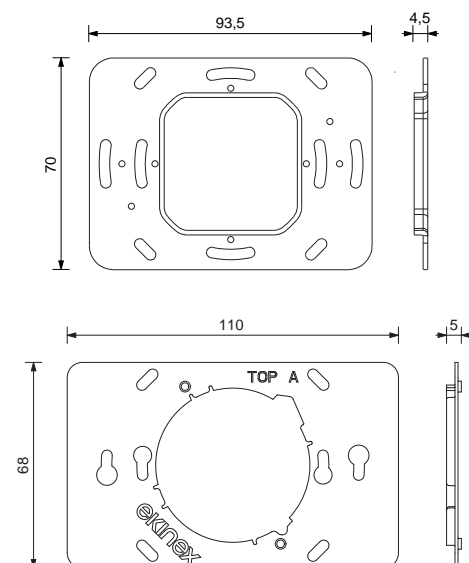
### Note

A mounting support is delivered with each Ekinex® device of 20venti, FF and 71 series.

### Order information

| Code      | Dimensions L x H x P [mm] | For use with   | Package |
|-----------|---------------------------|--|---------|
| EK-SMR    | 110 x 68 x 5              | Touch&See with 2-fold pushbutton of FF series                        | 5 pcs.  |
| EK-SMR-71 | 93,5 x 70 x 4,5           | devices of 20venti or 71 series and 4/6-fold pushbutton of FF series |         |

### Dimensions [mm]





## Template for side-by-side mounting of FF series with Form frames

WALL-MOUNTING DEVICES

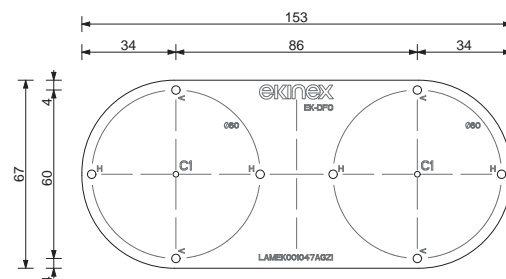
### Description

Template for horizontal or vertical double-mounting of two Ekinex® devices of FF series with square frame of the Form series. Made of zinc-plated metal sheet, 1 mm thick. Employ depends on wall type (brick or panels).

#### Order information

| Code   | Frames | For use with   | Package |
|--------|--------|--|---------|
| EK-DFO | Form   | 2 devices of FF series completed with square Form frames | 5 pcs.  |

### Dimensions [mm]



## Template for side-by-side mounting of FF series with Flank frames

WALL-MOUNTING DEVICES

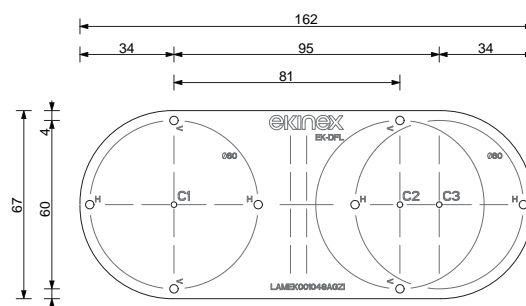
### Description

Template for horizontal or vertical double-mounting of two Ekinex® devices of FF series with square frame of the Flank series. Made of zinc-plated metal sheet, 1 mm thick. Employ depends on wall type (brick or panels).

#### Order information

| Code   | Frames | For use with  | Package |
|--------|--------|---|---------|
| EK-DFL | Flank  | 2 devices of FF series completed with square Flank frames | 5 pcs.  |

### Dimensions [mm]





# Colour solutions

## WALL-MOUNTING DEVICES






### METAL

|   |   |   |
|---|---|---|
|  |  |  |
| <b>GBQ</b> Aluminium<br>Brushed finishing   | <b>GBR</b> Nickel<br>Brushed finishing  | <b>GBS</b> Titanium<br>Brushed finishing  |
| <b>Frames</b><br>FF-71 Form<br>FF-71 Flank  | <b>Frames</b><br>FF-71 Form<br>FF-71 Flank  | <b>Frames</b><br>FF-71 Form<br>FF-71 Flank  |
| <b>Plates</b><br>20venti<br>FF<br>71  | <b>Plates</b><br>20venti<br>FF<br>71  | <b>Plates</b><br>20venti<br>FF<br>71  |
| <b>Rockers</b><br>FF<br>71  | <b>Rockers</b><br>FF<br>71  | <b>Rockers</b><br>FF<br>71  |
|  |  |   |
| <b>GBU</b> Carbon<br>Brushed finishing  | <b>GBB</b> Brass<br>Brushed finishing   |   |
| <b>Frames</b><br>FF-71 Form<br>FF-71 Flank  | <b>Frames</b><br>FF-71 Form<br>FF-71 Flank  |   |
| <b>Plates</b><br>20venti<br>FF<br>71  | <b>Plates</b><br>20venti<br>FF<br>71  |   |
| <b>Rockers</b><br>FF<br>71  | <b>Rockers</b><br>FF<br>71  |   |







### FENIX NTM®

|  |   |   |   |
|--|---|---|---|
|  |  |  |  |
| <b>FBM</b> White Malè  | <b>FBL</b> Beige Luxor  | <b>FCO</b> Beaver Ottawa  | <b>FCC</b> Cocoa Orinoco  |
| <b>Frames</b><br>FF-71 Form  | <b>Frames</b><br>FF-71 Form   | <b>Frames</b><br>FF-71 Form   | <b>Frames</b><br>FF-71 Form   |
| <b>Plates</b><br>20venti<br>FF<br>71   | <b>Plates</b><br>20venti<br>FF<br>71  | <b>Plates</b><br>20venti<br>FF<br>71  | <b>Plates</b><br>20venti<br>FF<br>71  |
| <b>Rockers</b><br>FF<br>71   | <b>Rockers</b><br>FF<br>71  | <b>Rockers</b><br>FF<br>71  | <b>Rockers</b><br>FF<br>71  |
|  |  |  |  |
| <b>FGE</b> Grey Efeso  | <b>FGL</b> Grey London  | <b>FGB</b> Grey Bromine   | <b>FVC</b> Green<br>Commodore   |
| <b>Frames</b><br>FF-71 Form  | <b>Frames</b><br>FF-71 Form   | <b>Frames</b><br>FF-71 Form   | <b>Frames</b><br>FF-71 Form   |
| <b>Plates</b><br>20venti<br>FF<br>71   | <b>Plates</b><br>20venti<br>FF<br>71  | <b>Plates</b><br>20venti<br>FF<br>71  | <b>Plates</b><br>20venti<br>FF<br>71  |
| <b>Rockers</b><br>FF<br>71   | <b>Rockers</b><br>FF<br>71  | <b>Rockers</b><br>FF<br>71  | <b>Rockers</b><br>FF<br>71  |

### PLASTIC

|   |   |   |
|---|---|---|
|  |  |  |
| <b>GAA</b> White  | <b>GAE</b> Intense black<br>RAL 9005  | <b>GAG</b> Silver<br>metallic plastic   |
| <b>Frames</b><br>FF-71 Form<br>FF-71 Flank  | <b>Frames</b><br>FF-71 Form<br>FF-71 Flank  | <b>Frames</b><br>FF-71 Form<br>FF-71 Flank  |
| <b>Plates</b><br>20venti Deep<br>FF 'NF e Deep<br>71 'NF e Deep                     | <b>Plates</b><br>20venti Deep<br>FF 'NF e Deep<br>71 'NF e Deep                     | <b>Plates</b><br>20venti Deep<br>FF 'NF e Deep<br>71 'NF e Deep                     |
| <b>Rockers</b><br>20venti<br>FF   | <b>Rockers</b><br>20venti<br>FF   | <b>Rockers</b><br>20venti<br>FF - 71  |
|  |  |   |
| <b>MAA</b> White  | <b>MAL</b> Intense black<br>RAL 9005  |   |
| <b>Rockers</b><br>71  | <b>Rockers</b><br>71  |   |

### PLASTIC ON REQUEST

|  |   |   |
|--|---|---|
|  |  |  |
| <b>GAB</b> Ice white*<br>Soft-touch finish   | <b>GAC</b> Fire white*  | <b>GAD</b> Fire white*<br>Soft-touch finish   |
| <b>Frames</b><br>FF-71 Form<br>FF-71 Flank   | <b>Frames</b><br>FF-71 Form<br>FF-71 Flank  | <b>Frames</b><br>FF-71 Form<br>FF-71 Flank  |
| <b>Plates</b><br>20venti Deep<br>FF 'NF e Deep<br>71 'NF e Deep                      | <b>Plates</b><br>20venti Deep<br>FF 'NF e Deep<br>71 'NF e Deep                       | <b>Plates</b><br>20venti Deep<br>FF 'NF e Deep<br>71 'NF e Deep                       |
| <b>Rockers</b><br>20venti<br>FF - 71   | <b>Rockers</b><br>20venti<br>FF - 71  | <b>Rockers</b><br>20venti<br>FF - 71  |
|  |  |  |
| <b>GAF</b> Intense black*<br>Soft-touch RAL<br>9005                                  | <b>GAI</b> Hematite*<br>metallic plastic  | <b>GAL</b> Graphite*<br>metallic plastic  |
| <b>Frames</b><br>FF-71 Form<br>FF-71 Flank   | <b>Frames</b><br>FF-71 Form<br>FF-71 Flank  | <b>Frames</b><br>FF-71 Form<br>FF-71 Flank  |
| <b>Plates</b><br>20venti Deep<br>FF 'NF e Deep<br>71 'NF e Deep                      | <b>Plates</b><br>20venti Deep<br>FF 'NF e Deep<br>71 'NF e Deep                       | <b>Plates</b><br>20venti Deep<br>FF 'NF e Deep<br>71 'NF e Deep                       |
| <b>Rockers</b><br>20venti<br>FF - 71   | <b>Rockers</b><br>20venti<br>FF - 71  | <b>Rockers</b><br>20venti<br>FF - 71  |

#### \* ON REQUEST

The range finishes shown on the left are the result of a company stylistic choice. Additional finishes in Fenix NTM® and metal are also available upon request (non-standard processes may be subject to limitation).

# Ekinex chooses Fenix NTM®

WALL-MOUNTING DEVICES

**A super opaque nanotech material, is an innovative interior design product, that combines elegant aesthetic solutions with state-of-the-art technological performance.**

The external Surface of Fenix NTM® involves the use of nanotechnology and it is characterized by next generation acrylic resins, hardened and fixed with Electron Beam Curing process opening up new avenues in the field of interior design. With low light reflectivity, its Surface is extremely opaque, anti-fingerprint and features a very pleasant soft touch. Thanks to the use of nano-technologies, Fenix NTM® thermally heals any superficial micro-scratches, as its name indicates. In addition, Fenix NTM® is highly resistant to scratches, abrasion, rubbing and dry heat. It also withstands impacts, acid-based solvents and household reagents. It significantly reduces the bacterial load making its Surface hygienic and easy to clean. It is also liquid repellent and mould-proof. **For more information: <https://en.ekinex.com/fenix-ntm.html>**



Low light reflectivity



Thermal healing of microscratches



Anti-fingerprint



Soft touch



Resistance to scratches and abrasion



Resistance to dry heat



High resistance to acid solvents and household reagents



Enhanced anti-bacterial properties



Hygienic



Suitable for contact with food



Easy to clean



Mold-resistant



Antistatic



Hydro-repellent



Dimensional stability even at high temperature changes



Resistance to impact



Lightfastness



Excellent intensity and colour depth



Rub resistance



Self-supporting (only for 10 and 12 mm)

Rockers for devices of 20venti, FF and 71 series can be customized with symbols as shown in the library at page 146-149. Upon request, it is also possible to customize rockers with symbols and text provided by the customer.

## Symbols for rockers customization

### WALL-MOUNTING DEVICES

#### Square rockers

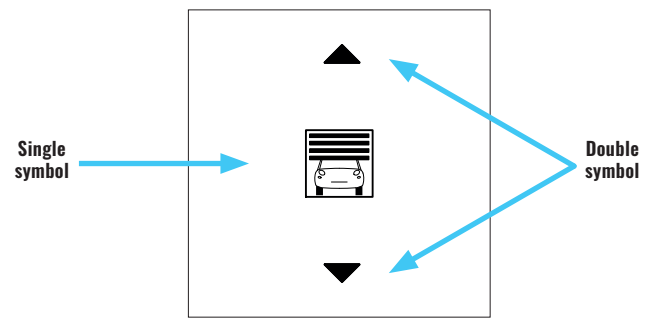
The code extension includes 3 characters identifying material, colour and finishing and 3 more characters identifying symbols. Within the last 3-character group, the first character identifies a double symbol, while the second and third characters identify a single symbol.

#### Single symbol

The single symbol is reproduced in the central part of the square rocker, centred both horizontally and vertically. If the second and third characters of the extension-code equal "0", the rocker has no single symbol.

#### Double symbol

The double symbol is reproduced in the upper and lower part of the square rocker, both centred horizontally. If the first character in the extension-code equals "0", the rocker has no double symbol.



#### Vertical rectangular rockers

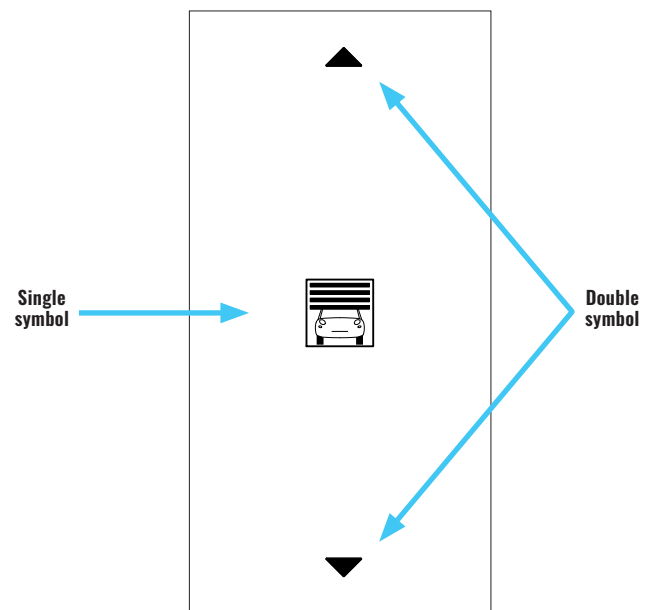
The code extension includes 3 characters identifying material, colour and finishing and 3 more characters identifying symbols. Within the last 3-character group, the first character identifies a double symbol, while the second and third characters identify a single symbol.

#### Single symbol

The single symbol is reproduced in the central part of the rectangular rocker, centred both horizontally and vertically. If the second and third characters of the extension-code equal "0", the rocker has no single symbol.

#### Double symbol

The double symbol is reproduced in the upper and lower part of the rectangular rocker, both centred horizontally. If the first character in the extension-code equals "0", the rocker has no double symbol.



#### Horizontal rectangular rockers

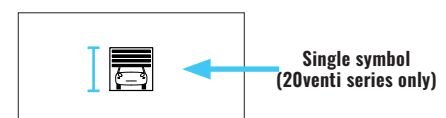
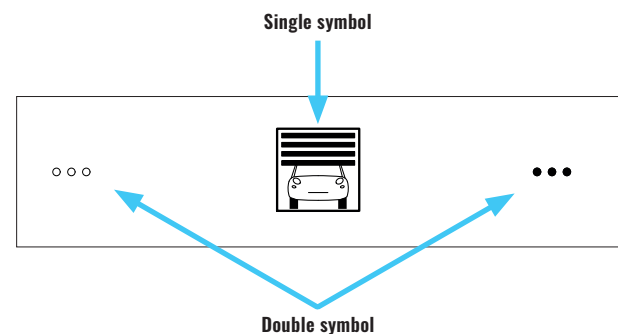
The code extension includes 3 characters identifying material, colour and finishing and 3 more characters identifying symbols. Within the last 3-character group, the first character identifies a double symbol, while the second and third characters identify a single symbol.

#### Single symbol

The single symbol is reproduced in the central part of the rectangular rocker, centred both horizontally and vertically. If the second and third characters of the extension-code equal "0", the rocker has no single symbol.

#### Double symbol

The double symbol is reproduced on the left and right sides of the rectangular rocker, vertically centred. If the first character in the extension-code equals "0", the rocker has no double symbol.




## Single symbols

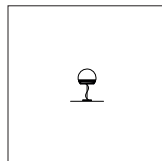


NS00 No symbol


## Lighting



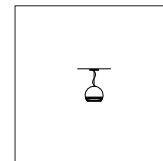
LI01 Dimming



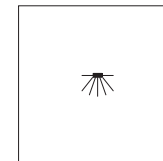
LI02 Floor lamp



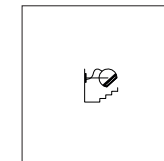
LI03 Wall lamp



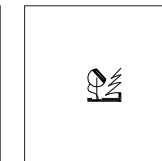
LI04 Ceiling light pendant



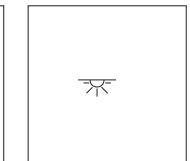
LI05 Spotlight




LI06 Staircase lamp



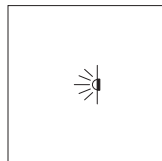
LI07 Outdoor lighting



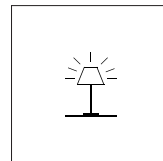
LI08 Ceiling light



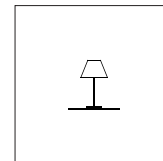
LI09 Lighting scene



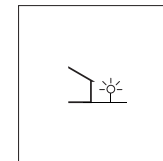
LI010 Wall lamp




LI011 Floor lamp On



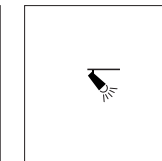
LI012 Floor lamp Off



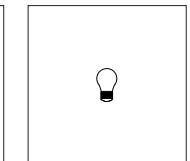
LI013 External light



LI014 General lamp

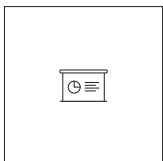


LI015 Spotlight pendant

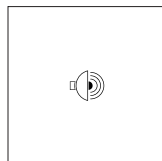


LI016 Bulb light

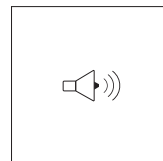
## Multimedia



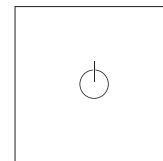
MU01 Projector screen



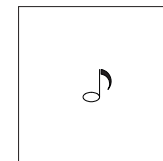
MU02 Loudspeaker




MU03 Loudspeaker 2



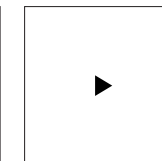
MU04 Music On




MU05 Sound system




MU06 Sound system 2



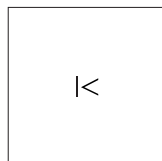
MU07 Play



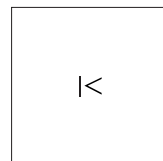
MU08 Stop



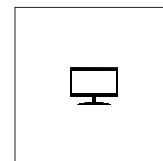
MU09 Pause




MU010 Rew



MU011 Ffwd

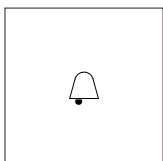


MU012 TV



MU013 Wi-fi

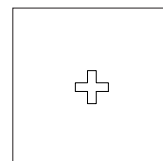
## Health and care



HC01 Buzzer




HC02 Disabled



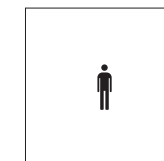
HC03 First aid



HC04 Disabled 2



























HC05 WC Women



HC06 WC Man











## Door and garage

|   |   |   |   |   |   |   |   |
|---|---|---|---|---|---|---|---|
|  |  |  |  |  |  |  |  |
| D001 Garage open  | D002 Gate   | D003 Barrier  | D004 Pedestrian entrance  | D005 Roller, blind  | D006 Internal curtain   | D007 External curtain   | D008 Door lock  |
|  |  |  |  |  |  |  |  |
| D009 Unlock   | D010 Lock   | D011 Roof light windows open  | D012 Roof light window closed   | D013 External curtain 2   | D014 Garage closed  | D015 Garage open  | D016 Curtains open  |
|  |  |  |  |  |  |  |  |
| D017 Window closed  | D018 Window open  | D019 Roller, blind open   | D020 Roller, blind open (50%)   | D021 Roller, blind closed   | D022 Mosquito net   | D023 Curtain with embrasse  | D024 Door lock 2  |

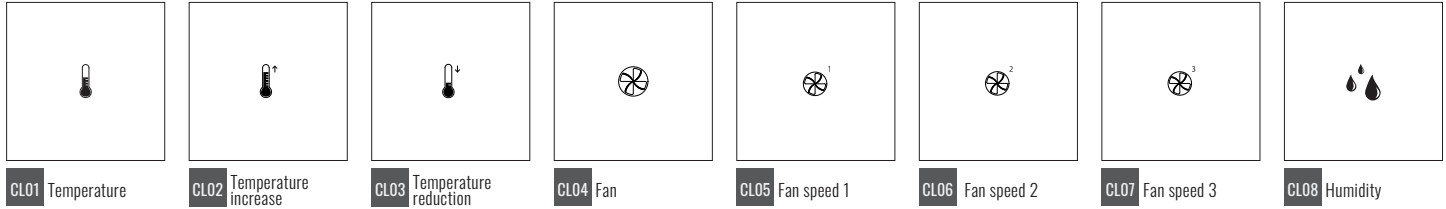
## Hotel

|   |   |                     |   |                 |   |                     |
|---|---|---------------------|---|-----------------|---|---------------------|
|  |  | DO NOT DISTURB      |  | HOTEL CARD      |  | MAKE UP ROOM        |
| H001 Room service   | H002 Service  | H003 Do not disturb | H004 Make up room   | H005 Hotel Card | H006 Do not disturb card  | H007 Make up room 2 |

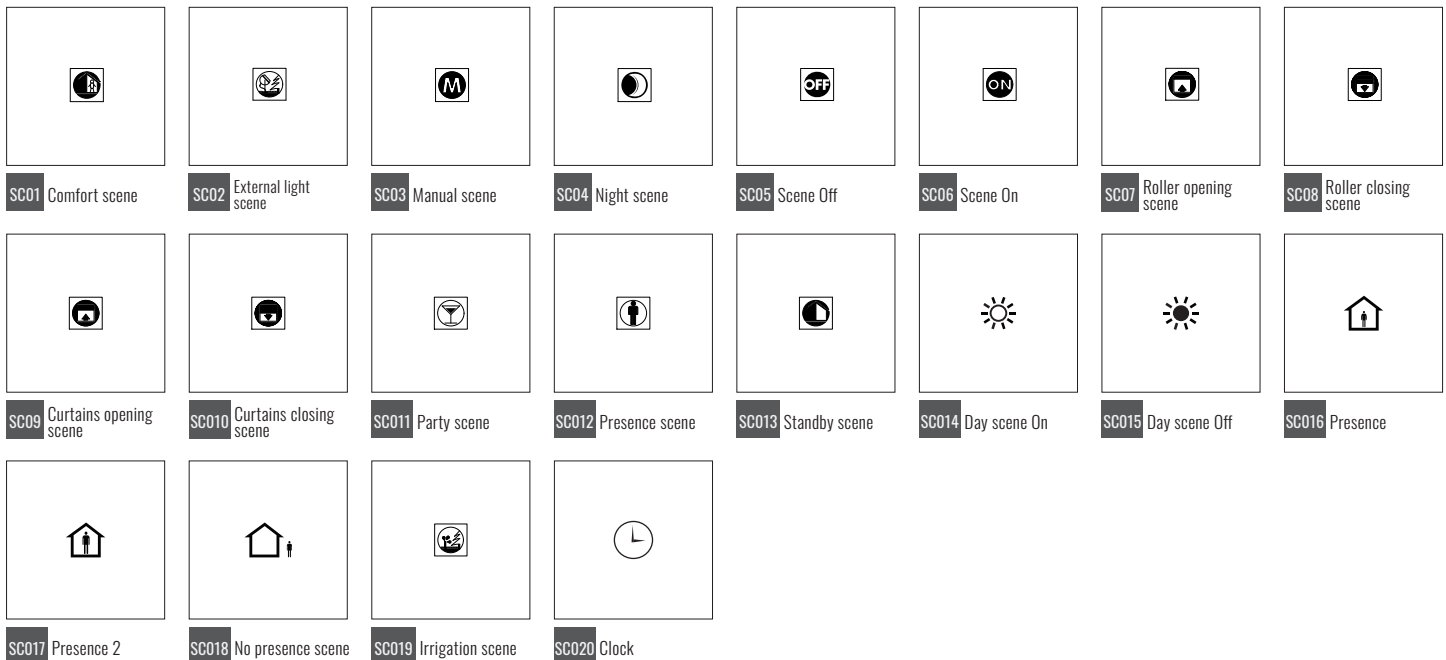
## Energy

|   |   |   |   |   |   |   |
|---|---|---|---|---|---|---|
| OFF   | ON  |  |  |  |  |  |
| EN01 Power Off  | EN02 Power On   | EN03 Electric load  | EN04 Portable electric load   | EN05 Electric socket On/Off   | EN06 Electric socket  | EN07 Led socket   |
|  |  |  |  |  |   |   |
| EN08 Car recharge   | EN09 Recharge   | EN10 Bicycle recharge   | EN11 Washing machine  | EN12 Dishwasher   |   |   |

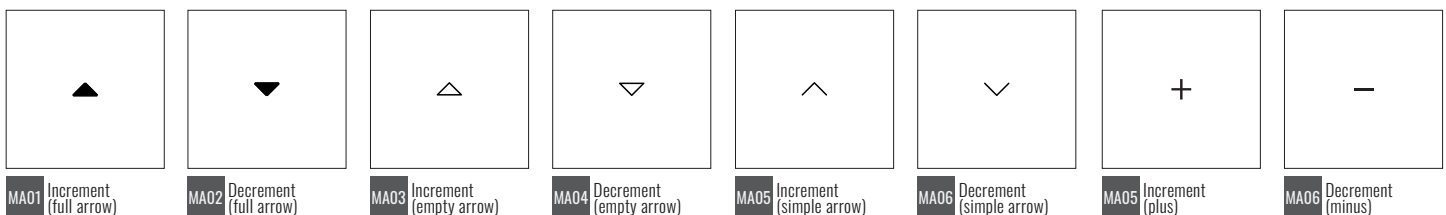
## Climate



## Scene



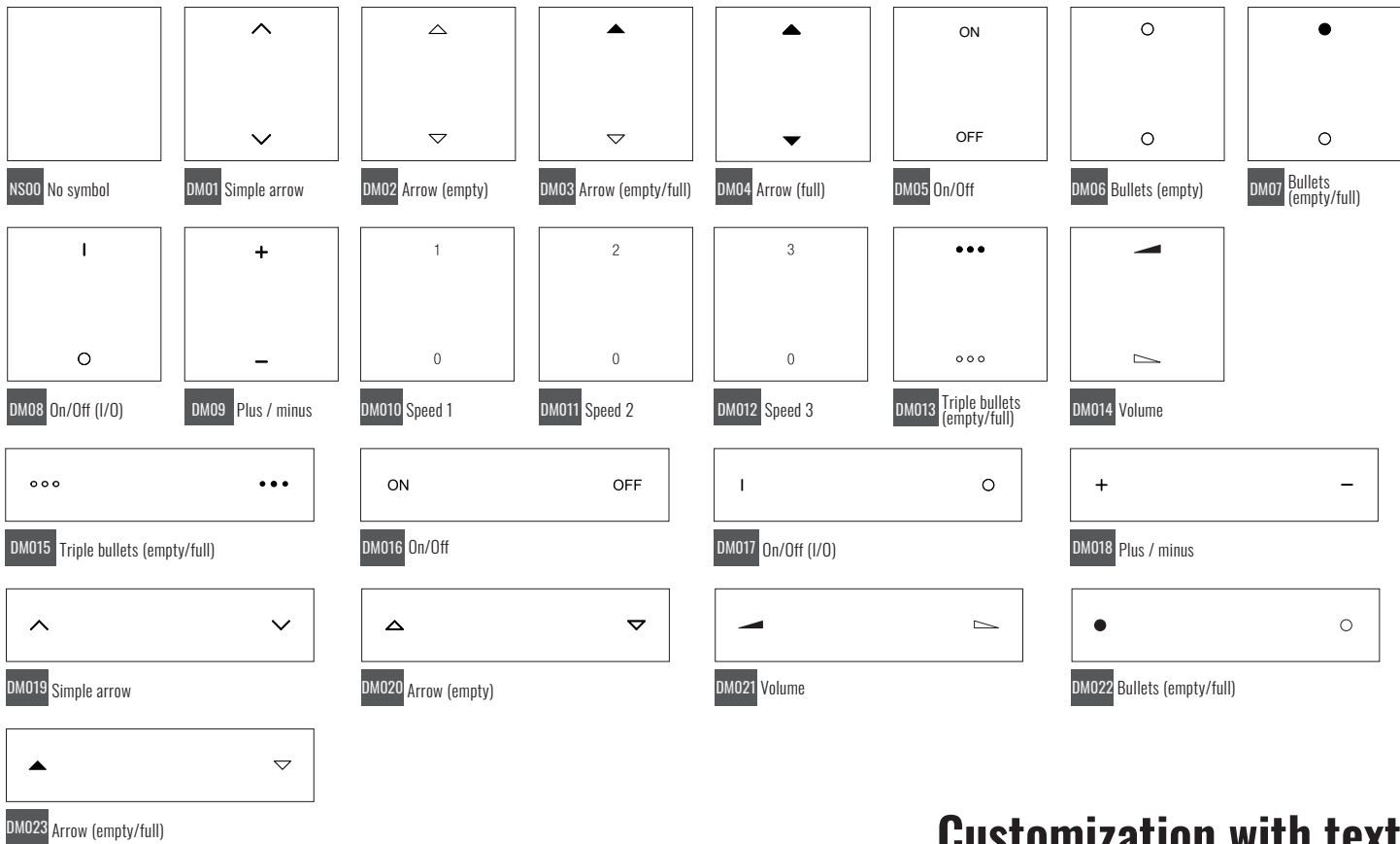
## Marker



**Note.** For convenience, all the symbols in this page are shown as they appear on square rockers. The same symbols may also be requested for rectangular rockers.

**Note.** The symbols shown here can be replaced by customised symbols or text on request.

## Double symbols



## Customization with text

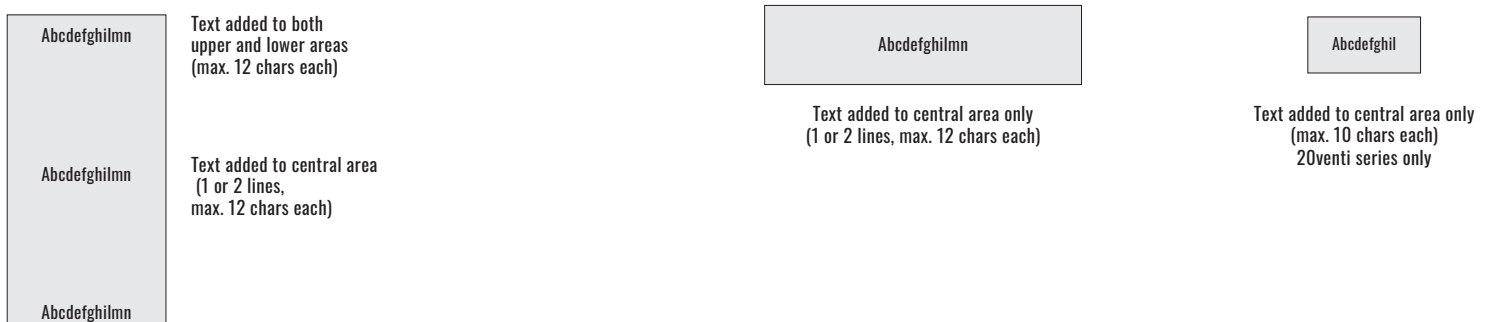
### WALL-MOUNTING DEVICES

Square rockers can be customized with text to be shown in the upper, central or lower areas. Texts must be specified at order time.



Horizontal rectangular rockers can be customized by means of text in their central area.

Vertical rectangular rockers can be customized with text to be shown in the upper, central or lower areas.

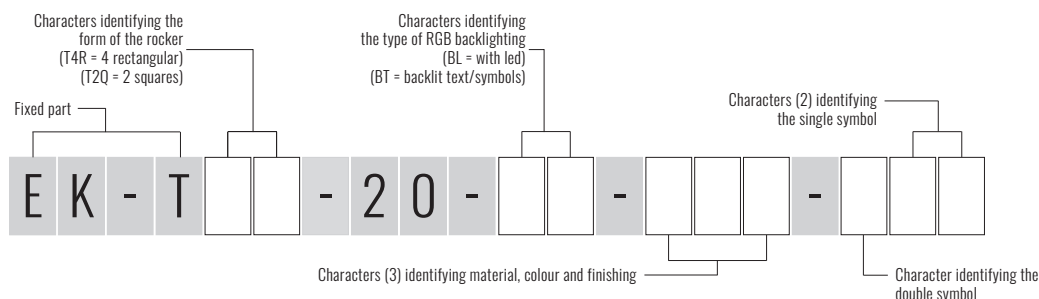


# Rockers - codes for pushbuttons 20venti series




WALL-MOUNTING DEVICES

## Rockers for 4-fold pushbutton 20venti series.

The ordering code of a rocker is formed by a fixed part (EK-T) plus a variable part which represents modularity, material, colour, finishing and customization codes as shown in symbol library.



### PLASTIC MATERIAL

| Modularity   | Colour  | Finishing   | Code             |
|--|---|-------------|------------------|
| <br>rectangular<br>backlit text/symbols<br>(4 rockers 30 x 15 mm) | white   | normal      | EK-T4R-20-BT-GAA |
|  | ice white   | soft-touch* | EK-T4R-20-BT-GAB |
|  | fire white  | normal*     | EK-T4R-20-BT-GAC |
|  |   | soft-touch* | EK-T4R-20-BT-GAD |
|  | intense black<br>RAL 9005   | normal      | EK-T4R-20-BT-GAE |
|  |   | soft-touch* | EK-T4R-20-BT-GAF |
|  | silver  | normal      | EK-T4R-20-BT-GAG |
|  | hematite  | normal*     | EK-T4R-20-BT-GAI |
|  | graphite  | normal*     | EK-T4R-20-BT-GAL |
|  | <br>rectangular with led<br>(4 rockers 30 x 15 mm) | white       | normal           |
| ice white  |   | soft-touch* | EK-T4R-20-BL-GAB |
| fire white   |   | normal*     | EK-T4R-20-BL-GAC |
|  |   | soft-touch* | EK-T4R-20-BL-GAD |
| intense black<br>RAL 9005  |   | normal      | EK-T4R-20-BL-GAE |
|  |   | soft-touch* | EK-T4R-20-BL-GAF |
| silver   |   | normal      | EK-T4R-20-BL-GAG |
| hematite   |   | normal*     | EK-T4R-20-BL-GAI |
| graphite   |   | normal*     | EK-T4R-20-BL-GAL |
| <br>square backlit dimmer<br>(2 rockers 15 x 15 mm)               |   | white       | normal           |
|  | ice white   | soft-touch* | EK-T2Q-20-BT-GAB |
|  | fire white  | normal*     | EK-T2Q-20-BT-GAC |
|  |   | soft-touch* | EK-T2Q-20-BT-GAD |
|  | intense black<br>RAL 9005   | normal      | EK-T2Q-20-BT-GAE |
|  |   | soft-touch* | EK-T2Q-20-BT-GAF |
|  | silver  | normal      | EK-T2Q-20-BT-GAG |
|  | hematite  | normal*     | EK-T2Q-20-BT-GAI |
|  | graphite  | normal*     | EK-T2Q-20-BT-GAL |

\*) Version on request

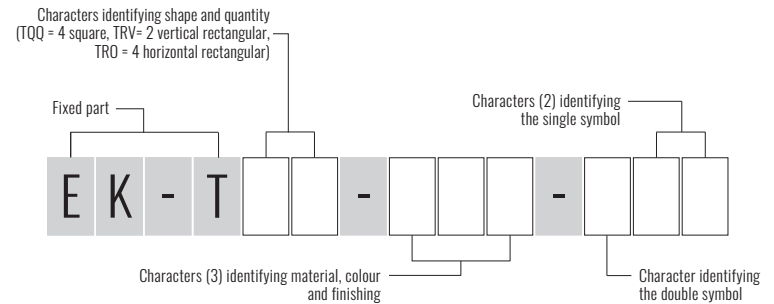


# Rockers - codes for pushbuttons FF series

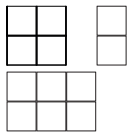


## WALL-MOUNTING DEVICES

### Rockers for 4-fold pushbutton 71 series.

The ordering code of a rocker is formed by a fixed part (EK-T) plus a variable part which represents modularity, material, colour, finishing and customization codes as shown in symbol library.






### PLASTIC MATERIAL




| Modularity   | Colour                    | Finishing   | Code       |
|--|---------------------------|-------------|------------|
| <br>square                       | white                     | normal      | EK-TQQ-GAA |
|  | ice white                 | soft-touch* | EK-TQQ-GAB |
|  | fire white                | normal*     | EK-TQQ-GAC |
|  |                           | soft-touch* | EK-TQQ-GAD |
|  | intense black<br>RAL 9005 | normal      | EK-TQQ-GAE |
|  |                           | soft-touch* | EK-TQQ-GAF |
| <br>rectangular<br>(vertical)   | silver                    | normal      | EK-TQG-GAG |
|  | hematite                  | normal*     | EK-TQG-GAI |
|  | graphite                  | normal*     | EK-TQG-GAL |
|  | white                     | normal      | EK-TRV-GAA |
|  |                           | soft-touch* | EK-TRV-GAB |
|  |                           | normal*     | EK-TRV-GAC |
| fire white   | soft-touch*               | EK-TRV-GAD  |            |
|  | normal                    | EK-TRV-GAE  |            |
|  | soft-touch*               | EK-TRV-GAF  |            |
| <br>rectangular<br>(horizontal) | silver                    | normal      | EK-TRV-GAG |
|  | hematite                  | normal*     | EK-TRV-GAI |
|  | graphite                  | normal*     | EK-TRV-GAL |
|  | white                     | normal      | EK-TRO-GAA |
|  |                           | soft-touch* | EK-TRO-GAB |
|  |                           | normal*     | EK-TRO-GAC |
| fire white   | soft-touch*               | EK-TRO-GAD  |            |
|  | normal                    | EK-TRO-GAE  |            |
|  | soft-touch*               | EK-TRO-GAF  |            |
| intense black<br>RAL 9005  | normal                    | EK-TRO-GAG  |            |
|  | normal*                   | EK-TRO-GAI  |            |
|  | normal*                   | EK-TRO-GAL  |            |

\*) Version on request

### ALUMINIUM




| Modularity   | Colour   | Finishing  | Code       |
|--|--|------------|------------|
| <br>square                      | aluminium  |            | EK-TQQ-GBQ |
|  | nickel   |            | EK-TQQ-GBR |
|  | titanium   |            | EK-TQQ-GBS |
|  | carbon   |            | EK-TQQ-GBU |
|  | brass  |            | EK-TQQ-GBB |
|  | <br>rectangular<br>(vertical) |            | aluminium  |
| nickel   |  | EK-TRV-GBR |            |
| titanium   |  | EK-TRV-GBS |            |
| carbon   |  | EK-TRV-GBU |            |
| brass  |  | EK-TRV-GBB |            |
| <br>rectangular<br>(horizontal) |  | aluminium  |            |
|  | nickel   | EK-TRO-GBR |            |
|  | titanium   | EK-TRO-GBS |            |
|  | carbon   | EK-TRO-GBU |            |
|  | brass  | EK-TRO-GBB |            |

### FENIX NTM®

| Modularity  | Colour  | Code          |            |
|---|---|---------------|------------|
| <br>square                    | malè white  | EK-TQQ-FBM    |            |
|   | beige luxor   | EK-TQQ-FBL    |            |
|   | beaver ottawa   | EK-TQQ-FCO    |            |
|   | cocoa orinoco   | EK-TQQ-FCC    |            |
|   | grey efeso  | EK-TQQ-FGE    |            |
|   | grey london   | EK-TQQ-FGL    |            |
|   | grey bromine  | EK-TQQ-FGB    |            |
|   | green commodore   | EK-TQQ-FVC    |            |
|   | <br>rectangular<br>verticale | malè white    | EK-TRV-FBM |
|   |   | beige luxor   | EK-TRV-FBL |
|   |   | beaver ottawa | EK-TRV-FCO |
|   |   | cocoa orinoco | EK-TRV-FCC |
| grey efeso  |   | EK-TRV-FGE    |            |
| grey london   |   | EK-TRV-FGL    |            |
| <br>rectangular<br>orizzontale | grey bromine  | EK-TRV-FGB    |            |
|   | green commodore   | EK-TRV-FVC    |            |
|   | malè white  | EK-TRO-FBM    |            |
|   | beige luxor   | EK-TRO-FBL    |            |
|   | beaver ottawa   | EK-TRO-FCO    |            |
|   | cocoa orinoco   | EK-TRO-FCC    |            |
| grey efeso  | EK-TRO-FGE  |               |            |
| grey london   | EK-TRO-FGL  |               |            |
| grey bromine  | EK-TRO-FGB  |               |            |
| green commodore   | EK-TRO-FVC  |               |            |








## PLASTIC MATERIAL






| Modularity   | Colour   | Finishing   | Code           |                |
|--|--|-------------|----------------|----------------|
| <br>square<br>(4 rockers<br>30 x 30 mm)           | white  | normal      | EK-T4Q-MAA     |                |
|  | ice white  | soft-touch* | EK-T4Q-GAB     |                |
|  | fire white   | normal*     | EK-T4Q-GAC     |                |
|  |  | soft-touch* | EK-T4Q-GAD     |                |
|  | black  | normal      | EK-T4Q-MAL     |                |
|  | intense black RAL 9005   | soft-touch* | EK-T4Q-GAF     |                |
|  | silver   | normal      | EK-T4Q-GAG     |                |
|  | hematite   | normal*     | EK-T4Q-GAI     |                |
|  | graphite   | normal*     | EK-T4Q-GAL     |                |
|  | <br>rectangular horizontal<br>(4 rockers<br>60 x 15 mm) | white       | normal         | EK-T4R-MAA     |
| ice white  |  | soft-touch* | EK-T4R-GAB     |                |
| fire white   |  | normal*     | EK-T4R-GAC     |                |
|  |  | soft-touch* | EK-T4R-GAD     |                |
| black  |  | normal      | EK-T4R-MAL     |                |
| intense black RAL 9005   |  | soft-touch* | EK-T4R-GAF     |                |
| silver   |  | normal      | EK-T4R-GAG     |                |
| hematite   |  | normal*     | EK-T4R-GAI     |                |
| graphite   |  | normal*     | EK-T4R-GAL     |                |
| <br>ET2 or ES2<br>frontal cover<br>(60 x 60 mm) |  | white       | normal         | EK-T1Q-MAA-ET2 |
|  | ice white  | soft-touch* | EK-T1Q-GAB-ET2 | EK-T1Q-GAB-ES2 |
|  | fire white   | normal*     | EK-T1Q-GAC-ET2 | EK-T1Q-GAC-ES2 |
|  |  | soft-touch* | EK-T1Q-GAD-ET2 | EK-T1Q-GAD-ES2 |
|  | black  | normal      | EK-T1Q-MAL-ET2 | EK-T1Q-MAL-ES2 |
|  | intense black RAL 9005   | soft-touch* | EK-T1Q-GAF-ET2 | EK-T1Q-GAF-ES2 |
|  | silver   | normal      | EK-T1Q-GAG-ET2 | EK-T1Q-GAG-ES2 |
|  | hematite   | normal*     | EK-T1Q-GAI-ET2 | EK-T1Q-GAI-ES2 |
|  | graphite   | normal*     | EK-T1Q-GAL-ET2 | EK-T1Q-GAL-ES2 |

\*) Version on request

## ALUMINIUM

| Modularity   | Colour    | Finishing | Code           |                |
|--|-----------|-----------|----------------|----------------|
| <br>square<br>(1 rocker 60 x 60 mm)                     | aluminium |           | EK-T1Q-GBQ     |                |
|  | nickel    |           | EK-T1Q-GBR     |                |
|  | titanium  |           | EK-T1Q-GBS     |                |
|  | carbon    |           | EK-T1Q-GBU     |                |
|  | brass     |           | EK-T1Q-GBB     |                |
| <br>rectangular vertical<br>(2 rockers 30 x 60<br>mm)   | aluminium |           | EK-T2R-GBQ     |                |
|  | nickel    |           | EK-T2R-GBR     |                |
|  | titanium  |           | EK-T2R-GBS     |                |
|  | carbon    |           | EK-T2R-GBU     |                |
|  | brass     |           | EK-T2R-GBB     |                |
| <br>square<br>(4 rockers 30 x 30<br>mm)                 | aluminium | brushed   | EK-T4Q-GBQ     |                |
|  | nickel    |           | EK-T4Q-GBR     |                |
|  | titanium  |           | EK-T4Q-GBS     |                |
|  | carbon    |           | EK-T4Q-GBU     |                |
|  | brass     |           | EK-T4Q-GBB     |                |
| <br>rectangular horizontal<br>(4 rockers 60 x 15<br>mm) | aluminium |           | EK-T4R-GBQ     |                |
|  | nickel    |           | EK-T4R-GBR     |                |
|  | titanium  |           | EK-T4R-GBS     |                |
|  | carbon    |           | EK-T4R-GBU     |                |
|  | brass     |           | EK-T4R-GBB     |                |
| <br>ET2 or ES2 frontal<br>cover (60 x 60 mm)            | aluminium |           | EK-T1Q-GBQ-ET2 | EK-T1Q-GBQ-ES2 |
|  | nickel    |           | EK-T1Q-GBR-ET2 | EK-T1Q-GBR-ES2 |
|  | titanium  |           | EK-T1Q-GBS-ET2 | EK-T1Q-GBS-ES2 |
|  | carbon    |           | EK-T1Q-GBU-ET2 | EK-T1Q-GBU-ES2 |
|  | brass     |           | EK-T1Q-GBB-ET2 | EK-T1Q-GBB-ES2 |

## FENIX NTM®

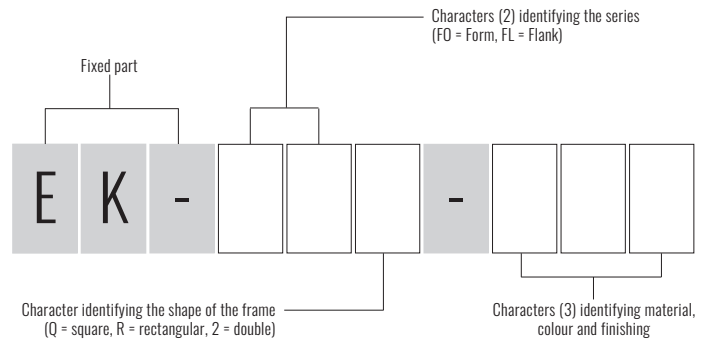
| Modularity  | Colour  | Code           |                |                |
|---|---|----------------|----------------|----------------|
| <br>square<br>(1 rocker 60 x 60 mm)            | malè white  | EK-T1Q-FBM     |                |                |
|   | beige luxor   | EK-T1Q-FBL     |                |                |
|   | beaver ottawa   | EK-T1Q-FCO     |                |                |
|   | cocoa orinoco   | EK-T1Q-FCC     |                |                |
|   | grey efeso  | EK-T1Q-FGE     |                |                |
|   | grey london   | EK-T1Q-FGL     |                |                |
|   | grey bromine  | EK-T1Q-FGB     |                |                |
|   | green commodore   | EK-T1Q-FVC     |                |                |
|   | <br>rectangular vertical<br>(2 rockers 30 x 60 mm)     | malè white     | EK-T2R-FBM     |                |
|   |   | beige luxor    | EK-T2R-FBL     |                |
| beaver ottawa   |   | EK-T2R-FCO     |                |                |
| cocoa orinoco   |   | EK-T2R-FCC     |                |                |
| grey efeso  |   | EK-T2R-FGE     |                |                |
| grey london   |   | EK-T2R-FGL     |                |                |
| grey bromine  |   | EK-T2R-FGB     |                |                |
| green commodore   |   | EK-T2R-FVC     |                |                |
| <br>square<br>(4 rockers 30 x 30 mm)          |   | malè white     | EK-T4Q-FBM     | EK-T4Q-FBM-ES2 |
|   |   | beige luxor    | EK-T4Q-FBL     | EK-T4Q-FBL-ES2 |
|   | beaver ottawa   | EK-T4Q-FCO     | EK-T4Q-FCO-ES2 |                |
|   | cocoa orinoco   | EK-T4Q-FCC     | EK-T4Q-FCC-ES2 |                |
|   | grey efeso  | EK-T4Q-FGE     | EK-T4Q-FGE-ES2 |                |
|   | grey london   | EK-T4Q-FGL     | EK-T4Q-FGL-ES2 |                |
|   | grey bromine  | EK-T4Q-FGB     | EK-T4Q-FGB-ES2 |                |
|   | green commodore   | EK-T4Q-FVC     | EK-T4Q-FVC-ES2 |                |
|   | <br>rectangular horizontal<br>(4 rockers 60 x 15 mm) | malè white     | EK-T4R-FBM     | EK-T4R-FBM-ES2 |
|   |   | beige luxor    | EK-T4R-FBL     | EK-T4R-FBL-ES2 |
| beaver ottawa   |   | EK-T4R-FCO     | EK-T4R-FCO-ES2 |                |
| cocoa orinoco   |   | EK-T4R-FCC     | EK-T4R-FCC-ES2 |                |
| grey efeso  |   | EK-T4R-FGE     | EK-T4R-FGE-ES2 |                |
| grey london   |   | EK-T4R-FGL     | EK-T4R-FGL-ES2 |                |
| grey bromine  |   | EK-T4R-FGB     | EK-T4R-FGB-ES2 |                |
| green commodore   |   | EK-T4R-FVC     | EK-T4R-FVC-ES2 |                |
| <br>ET2 or ES2 frontal cover<br>(60 x 60 mm) |   | malè white     | EK-T1Q-FBM-ET2 | EK-T1Q-FBM-ES2 |
|   |   | beige luxor    | EK-T1Q-FBL-ET2 | EK-T1Q-FBL-ES2 |
|   | beaver ottawa   | EK-T1Q-FCO-ET2 | EK-T1Q-FCO-ES2 |                |
|   | cocoa orinoco   | EK-T1Q-FCC-ET2 | EK-T1Q-FCC-ES2 |                |
|   | grey efeso  | EK-T1Q-FGE-ET2 | EK-T1Q-FGE-ES2 |                |
| grey london   | EK-T1Q-FGL-ET2  | EK-T1Q-FGL-ES2 |                |                |
| grey bromine  | EK-T1Q-FGB-ET2  | EK-T1Q-FGB-ES2 |                |                |
| green commodore   | EK-T1Q-FVC-ET2  | EK-T1Q-FVC-ES2 |                |                |

# How to order a frame

WALL-MOUNTING DEVICES

## Form and Flank frames for devices of FF and 71 series.

The ordering number of a frame includes a fixed part (EK-) and a variable part which depends on the series (Form or Flank), shape (square, rectangular or double), material, colour and finishing.



# Frame codes - Form series

WALL-MOUNTING DEVICES

### PLASTIC MATERIAL

| Series   | Modularity             | Colour                 | Finishing    | Code         |            |
|----------|------------------------|------------------------|--------------|--------------|------------|
| FF - 71  | square                 | white                  | normal       | EK-FOQ-GAA   |            |
|          |                        | ice white              | soft-touch * | EK-FOQ-GAB   |            |
|          |                        | fire white             | normal *     | EK-FOQ-GAC   |            |
|          |                        |                        | soft-touch * | EK-FOQ-GAD   |            |
|          |                        | intense black RAL 9005 | normal       | EK-FOQ-GAE   |            |
|          |                        |                        | soft-touch * | EK-FOQ-GAF   |            |
|          |                        | silver                 | normal       | EK-FOQ-GAG   |            |
|          |                        | hematite               | normal *     | EK-FOQ-GAI   |            |
|          |                        | graphite               | normal *     | EK-FOQ-GAL   |            |
|          |                        | rectangular            | white        | normal       | EK-FOR-GAA |
|          |                        |                        | ice white    | soft-touch * | EK-FOR-GAB |
|          |                        |                        | fire white   | normal *     | EK-FOR-GAC |
|          | soft-touch *           |                        |              | EK-FOR-GAD   |            |
|          | intense black RAL 9005 |                        | normal       | EK-FOR-GAE   |            |
|          |                        |                        | soft-touch * | EK-FOR-GAF   |            |
|          | silver                 | normal                 | EK-FOR-GAG   |              |            |
|          | double                 | hematite               | normal *     | EK-FOR-GAI   |            |
|          |                        | graphite               | normal *     | EK-FOR-GAL   |            |
|          |                        | white                  | normal       | EK-FO2-GAA   |            |
|          |                        | ice white              | soft-touch * | EK-FO2-GAE   |            |
|          |                        | fire white             | normal *     | EK-FO2-GAG   |            |
|          |                        |                        | soft-touch * | EK-FO2-GAA   |            |
|          | intense black RAL 9005 | normal                 | EK-FO2-GAB   |              |            |
|          |                        | soft-touch *           | EK-FO2-GAC   |              |            |
| silver   | normal                 | EK-FO2-GAD             |              |              |            |
| hematite | normal *               | EK-FO2-GAE             |              |              |            |
| graphite | normal *               | EK-FO2-GAF             |              |              |            |

\*) Version on request

### ALUMINIUM

| Series  | Modularity  | Colour    | Finishing  | Code       |
|---------|-------------|-----------|------------|------------|
| FF - 71 | square      | aluminium | brushed    | EK-FOQ-GBQ |
|         |             | nickel    |            | EK-FOQ-GBR |
|         |             | titanium  |            | EK-FOQ-GBS |
|         |             | carbon    |            | EK-FOQ-GBU |
|         |             | brass     |            | EK-FOQ-GBB |
|         |             | aluminium |            | EK-FOR-GBQ |
|         | rectangular | nickel    | EK-FOR-GBR |            |
|         |             | titanium  | EK-FOR-GBS |            |
|         |             | carbon    | EK-FOR-GBU |            |
|         |             | brass     | EK-FOR-GBB |            |
|         |             | aluminium | EK-FO2-GBQ |            |
|         |             | double    | nickel     | EK-FO2-GBR |
|         | titanium    |           | EK-FO2-GBS |            |
|         | carbon      |           | EK-FO2-GBU |            |
|         | brass       |           | EK-FO2-GBB |            |

### FENIX NTM®

| Series  | Modularity  | Colour          | Code            |            |
|---------|-------------|-----------------|-----------------|------------|
| FF - 71 | square      | malè white      | EK-FOQ-FBM      |            |
|         |             | beige luxor     | EK-FOQ-FBL      |            |
|         |             | beaver ottawa   | EK-FOQ-FCO      |            |
|         |             | cocoa orinoco   | EK-FOQ-FCC      |            |
|         |             | grey efeso      | EK-FOQ-FGE      |            |
|         |             | grey london     | EK-FOQ-FGL      |            |
|         |             | grey bromine    | EK-FOQ-FGB      |            |
|         |             | green commodore | EK-FOQ-FVC      |            |
|         |             | malè white      | EK-FOR-FBM      |            |
|         |             | beige luxor     | EK-FOR-FBL      |            |
|         |             | beaver ottawa   | EK-FOR-FCO      |            |
|         |             | cocoa orinoco   | EK-FOR-FCC      |            |
|         | rectangular | grey efeso      | EK-FOR-FGE      |            |
|         |             | grey london     | EK-FOR-FGL      |            |
|         |             | grey bromine    | EK-FOR-FGB      |            |
|         |             | green commodore | EK-FOR-FVC      |            |
|         |             | malè white      | EK-FO2-FBM      |            |
|         |             | beige luxor     | EK-FO2-FBL      |            |
|         |             | beaver ottawa   | EK-FO2-FCO      |            |
|         |             | cocoa orinoco   | EK-FO2-FCC      |            |
|         |             | double          | grey efeso      | EK-FO2-FGE |
|         |             |                 | grey london     | EK-FO2-FGL |
|         |             |                 | grey bromine    | EK-FO2-FGB |
|         |             |                 | green commodore | EK-FO2-FVC |

# Frame codes - Flank series

WALL-MOUNTING DEVICES

## PLASTIC MATERIAL

| Series                    | Modularity                | Colour                    | Finishing    | Code       |
|---------------------------|---------------------------|---------------------------|--------------|------------|
| FF - 71                   | square                    | white                     | normal       | EK-FLQ-GAA |
|                           |                           | ice white                 | soft-touch * | EK-FLQ-GAB |
|                           |                           | fire white                | normal *     | EK-FLQ-GAC |
|                           |                           |                           | soft-touch * | EK-FLQ-GAD |
|                           |                           | intense black<br>RAL 9005 | normal       | EK-FLQ-GAE |
|                           |                           |                           | soft-touch * | EK-FLQ-GAF |
|                           | rectangular               | silver                    | normal       | EK-FLQ-GAG |
|                           |                           | hematite                  | normal *     | EK-FLQ-GAI |
|                           |                           | graphite                  | normal *     | EK-FLQ-GAL |
|                           |                           | white                     | normal       | EK-FLR-GAA |
|                           |                           | ice white                 | soft-touch * | EK-FLR-GAB |
|                           |                           | fire white                | normal *     | EK-FLR-GAC |
| soft-touch *              | EK-FLR-GAD                |                           |              |            |
| double                    | intense black<br>RAL 9005 | normal                    | EK-FLR-GAE   |            |
|                           |                           | soft-touch *              | EK-FLR-GAF   |            |
|                           | silver                    | normal                    | EK-FLR-GAG   |            |
|                           | hematite                  | normal *                  | EK-FLR-GAI   |            |
|                           | graphite                  | normal *                  | EK-FLR-GAL   |            |
|                           | double                    | white                     | normal       | EK-FL2-GAA |
| soft-touch *              |                           |                           | EK-FL2-GAB   |            |
| ice white                 |                           | normal *                  | EK-FL2-GAC   |            |
|                           |                           | soft-touch *              | EK-FL2-GAD   |            |
| fire white                |                           | normal                    | EK-FL2-GAE   |            |
|                           |                           | soft-touch *              | EK-FL2-GAF   |            |
| intense black<br>RAL 9005 | normal                    | EK-FL2-GAG                |              |            |
|                           | soft-touch *              | EK-FL2-GAI                |              |            |
| silver                    | normal *                  | EK-FL2-GAL                |              |            |
|                           | hematite                  | normal *                  | EK-FL2-GAI   |            |
| graphite                  | normal *                  | EK-FL2-GAL                |              |            |

\*) Version on request

## ALUMINIUM

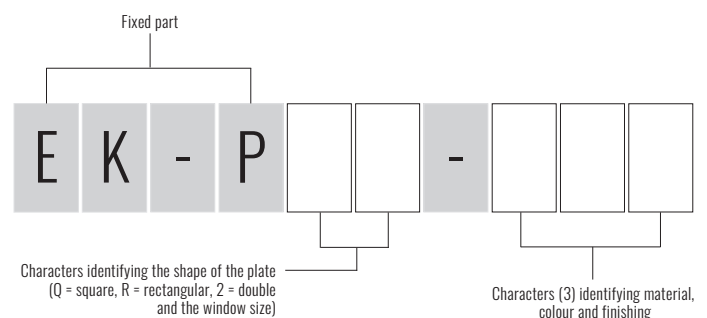
| Series  | Modularity  | Colour    | Finishing  | Code       |
|---------|-------------|-----------|------------|------------|
| FF - 71 | square      | aluminium | brushed    | EK-FLQ-GBQ |
|         |             | nickel    |            | EK-FLQ-GBR |
|         |             | titanium  |            | EK-FLQ-GBS |
|         |             | carbon    |            | EK-FLQ-GBU |
|         |             | brass     |            | EK-FLQ-GBB |
|         |             | aluminium |            | EK-FLR-GBQ |
|         | rectangular | nickel    | EK-FLR-GBR |            |
|         |             | titanium  | EK-FLR-GBS |            |
|         |             | carbon    | EK-FLR-GBU |            |
|         |             | brass     | EK-FLR-GBB |            |
|         |             | aluminium | EK-FL2-GBQ |            |
|         |             | nickel    | EK-FL2-GBR |            |
|         | double      | titanium  | EK-FL2-GBS |            |
|         |             | carbon    | EK-FL2-GBU |            |
|         |             | brass     | EK-FL2-GBB |            |

# How to order a plate

WALL-MOUNTING DEVICES

## Plates for devices of 71 series and flush-mounting inserts (FF and 71).







The ordering code of a plate consists of a fixed part (EK-P) and a variable part depending on shape (square or rectangular), window size (small or large), material, colour and finishing.



# Square plate codes




WALL-MOUNTING DEVICES

## PLASTIC MATERIAL


| Series   | Window  | Colour                    | Finishing    | Code       |
|----------|---|---------------------------|--------------|------------|
| FF - 71  | <br>45 x 45 mm     | white                     | normal       | EK-PQP-GAA |
|          |   | ice white                 | soft-touch * | EK-PQP-GAB |
|          |   | fire white                | normal *     | EK-PQP-GAC |
|          |   |                           | soft-touch * | EK-PQP-GAD |
|          |   | intense black<br>RAL 9005 | normal       | EK-PQP-GAE |
|          | soft-touch *  |                           | EK-PQP-GAF   |            |
|          | <br>55 x 55 mm     | silver                    | normal       | EK-PQP-GAG |
|          |   | hematite                  | normal *     | EK-PQP-GAI |
|          |   | graphite                  | normal *     | EK-PQP-GAL |
|          |   | white                     | normal       | EK-PQG-GAA |
|          |   | ice white                 | soft-touch * | EK-PQG-GAB |
|          | <br>60 x 60 mm   | fire white                | normal *     | EK-PQG-GAC |
|          |   |                           | soft-touch * | EK-PQG-GAD |
|          |   | intense black<br>RAL 9005 | normal       | EK-PQG-GAE |
|          |   |                           | soft-touch * | EK-PQG-GAF |
| silver   |   | normal                    | EK-PQG-GAG   |            |
| hematite | normal *  | EK-PQG-GAI                |              |            |
| graphite | normal *  | EK-PQG-GAL                |              |            |
| FF - 71  | <br>45 x 45 mm | white                     | normal       | EK-PQS-GAA |
|          |   | ice white                 | soft-touch * | EK-PQS-GAB |
|          |   | fire white                | normal *     | EK-PQS-GAC |
|          |   |                           | soft-touch * | EK-PQS-GAD |
|          |   | intense black<br>RAL 9005 | normal       | EK-PQS-GAE |
|          | soft-touch *  |                           | EK-PQS-GAF   |            |
|          | <br>55 x 55 mm | silver                    | normal       | EK-PQS-GAG |
|          |   | hematite                  | normal *     | EK-PQS-GAI |
|          |   | graphite                  | normal *     | EK-PQS-GAL |
|          |   | white                     | normal       | EK-PQS-FBM |
|          |   | ice white                 | soft-touch * | EK-PQS-FBL |
|          | <br>60 x 60 mm | beaver ottawa             | normal *     | EK-PQS-FGC |
|          |   |                           | soft-touch * | EK-PQS-FGD |
|          |   | intense black<br>RAL 9005 | normal       | EK-PQS-FGE |
|          |   |                           | soft-touch * | EK-PQS-FGF |
| silver   |   | normal                    | EK-PQS-FGH   |            |
| hematite | normal *  | EK-PQS-FGI                |              |            |
| graphite | normal *  | EK-PQS-FGJ                |              |            |

\*) Version on request

## ALUMINIUM

| Series  | Modularity  | Colour    | Finishing  | Code       |
|---------|---|-----------|------------|------------|
| FF - 71 | <br>45 x 45 mm | aluminium | brushed    | EK-PQP-GBQ |
|         |   | nickel    |            | EK-PQP-GBR |
|         |   | titanium  |            | EK-PQP-GBS |
|         |   | carbon    |            | EK-PQP-GBU |
|         |   | brass     |            | EK-PQP-GBB |
|         | <br>55 x 55 mm | aluminium | EK-PQG-GBQ |            |
|         |   | nickel    | EK-PQG-GBR |            |
|         |   | titanium  | EK-PQG-GBS |            |
|         |   | carbon    | EK-PQG-GBU |            |
|         |   | brass     | EK-PQG-GBB |            |
|         | <br>60 x 60 mm | aluminium | EK-PQS-GBQ |            |
|         |   | nickel    | EK-PQS-GBR |            |
|         |   | titanium  | EK-PQS-GBS |            |
|         |   | carbon    | EK-PQS-GBU |            |
|         |   | brass     | EK-PQS-GBB |            |



## FENIX NTM®

| Series  | Window  | Colour          | Code       |
|---------|---|-----------------|------------|
| FF - 71 | <br>45 x 45 mm | malè white      | EK-PQP-FBM |
|         |   | beige luxor     | EK-PQP-FBL |
|         |   | beaver ottawa   | EK-PQP-FCO |
|         |   | cocoa orinoco   | EK-PQP-FCC |
|         |   | grey efeso      | EK-PQP-FGE |
|         |   | grey london     | EK-PQP-FGL |
|         |   | grey bromine    | EK-PQP-FGB |
|         |   | green commodore | EK-PQP-FVC |
|         |   | malè white      | EK-PQG-FBM |
|         | beige luxor   | EK-PQG-FBL      |            |
|         | beaver ottawa   | EK-PQG-FCO      |            |
|         | cocoa orinoco   | EK-PQG-FCC      |            |
|         | grey efeso  | EK-PQG-FGE      |            |
|         | grey london   | EK-PQG-FGL      |            |
|         | grey bromine  | EK-PQG-FGB      |            |
|         | green commodore   | EK-PQG-FVC      |            |
|         | malè white  | EK-PQS-FBM      |            |
|         | beige luxor   | EK-PQS-FBL      |            |
|         | beaver ottawa   | EK-PQS-FCO      |            |
|         | cocoa orinoco   | EK-PQS-FCC      |            |
|         | grey efeso  | EK-PQS-FGE      |            |
|         | grey london   | EK-PQS-FGL      |            |
|         | grey bromine  | EK-PQS-FGB      |            |
|         | green commodore   | EK-PQS-FVC      |            |

# Rectangular plate codes



WALL-MOUNTING DEVICES

## PLASTIC MATERIAL




| Series       | Window  | Colour                    | Finishing    | Code       |
|--------------|---|---------------------------|--------------|------------|
| FF - 71      | <br>68 x 45 mm | white                     | normal       | EK-PRG-GAA |
|              |   | ice white                 | soft-touch * | EK-PRG-GAB |
|              |   | fire white                | normal *     | EK-PRG-GAC |
|              |   |                           | soft-touch * | EK-PRG-GAD |
|              |   | intense black<br>RAL 9005 | normal       | EK-PRG-GAE |
|              |   |                           | soft-touch * | EK-PRG-GAF |
|              |   | silver                    | normal       | EK-PRG-GAG |
|              | hematite  | normal *                  | EK-PRG-GAI   |            |
|              | graphite  | normal *                  | EK-PRG-GAL   |            |
|              | <br>60 x 60 mm | white                     | normal       | EK-PRS-GAA |
|              |   | ice white                 | soft-touch * | EK-PRS-GAB |
|              |   | fire white                | normal *     | EK-PRS-GAC |
|              |   |                           | soft-touch * | EK-PRS-GAD |
|              |   | intense black<br>RAL 9005 | normal       | EK-PRS-GAE |
| soft-touch * |   |                           | EK-PRS-GAF   |            |
| silver       |   | normal                    | EK-PRS-GAG   |            |
| hematite     | normal *  | EK-PRS-GAI                |              |            |
| graphite     | normal *  | EK-PRS-GAL                |              |            |

\*) Version on request

## ALUMINIUM

| Series  | Window  | Colour    | Finishing | Code       |
|---------|---|-----------|-----------|------------|
| FF - 71 | <br>68 x 45 mm | aluminium | brushed   | EK-PRG-GBQ |
|         |   | nickel    |           | EK-PRG-GBR |
|         |   | titanium  |           | EK-PRG-GBS |
|         |   | carbon    |           | EK-PRG-GBU |
|         |   | brass     |           | EK-PRG-GBB |
|         | <br>60 x 60 mm | aluminium |           | EK-PRS-GBQ |
|         |   | nickel    |           | EK-PRS-GBR |
|         |   | titanium  |           | EK-PRS-GBS |
|         |   | carbon    |           | EK-PRS-GBU |
|         |   | brass     |           | EK-PRS-GBB |

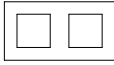
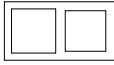
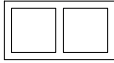

## FENIX NTM®

| Series  | Window  | Colour        | Code       |
|---|---|---------------|------------|
| FF - 71   | <br>66 x 44 mm | malè white    | EK-PRP-FBM |
|   |   | beige luxor   | EK-PRP-FBL |
|   |   | beaver ottawa | EK-PRP-FCO |
|   |   | cocoa orinoco | EK-PRP-FCC |
|   |   | grey efeso    | EK-PRP-FGE |
|   |   | grey london   | EK-PRP-FGL |
|   |   | grey bromine  | EK-PRP-FGB |
|   | green commodore   | EK-PRP-FVC    |            |
|   | <br>68 x 45 mm | malè white    | EK-PRG-FBM |
|   |   | beige luxor   | EK-PRG-FBL |
|   |   | beaver ottawa | EK-PRG-FCO |
|   |   | cocoa orinoco | EK-PRG-FCC |
|   |   | grey efeso    | EK-PRG-FGE |
|   |   | grey london   | EK-PRG-FGL |
| grey bromine  |   | EK-PRG-FGB    |            |
| green commodore   | EK-PRG-FVC  |               |            |
| <br>60 x 60 mm | malè white  | EK-PRS-FBM    |            |
|   | beige luxor   | EK-PRS-FBL    |            |
|   | beaver ottawa   | EK-PRS-FCO    |            |
|   | cocoa orinoco   | EK-PRS-FCC    |            |
|   | grey efeso  | EK-PRS-FGE    |            |
|   | grey london   | EK-PRS-FGL    |            |
|   | grey bromine  | EK-PRS-FGB    |            |
| green commodore   | EK-PRS-FVC  |               |            |

# Double plate codes

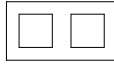

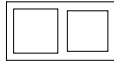

WALL-MOUNTING DEVICES

## PLASTIC MATERIAL

| Series   | Window  | Colour  | Finishing    | Code         |            |
|--|---|---|--------------|--------------|------------|
| FF - 71  | <br>55 x 55 mm (2)   | white   | normal       | EK-P2P-GAA   |            |
|  |   | ice white   | soft-touch * | EK-P2P-GAB   |            |
|  |   | fire white  | normal *     | EK-P2P-GAC   |            |
|  |   |   | soft-touch * | EK-P2P-GAD   |            |
|  |   | intense black RAL 9005  | normal       | EK-P2P-GAE   |            |
|  |   |   | soft-touch * | EK-P2P-GAF   |            |
|  |   | silver  | normal       | EK-P2P-GAG   |            |
|  |   | hematite  | normal *     | EK-P2P-GAI   |            |
|  |   | graphite  | normal *     | EK-P2P-GAL   |            |
|  |   | <br>55 x 55 mm (1)<br>60 x 60 mm (1) | white        | normal       | EK-P2G-GAA |
|  |   |   | ice white    | soft-touch * | EK-P2G-GAB |
|  |   |   | fire white   | normal *     | EK-P2G-GAC |
|  | soft-touch *  |   |              | EK-P2G-GAD   |            |
|  | intense black RAL 9005  |   | normal       | EK-P2G-GAE   |            |
|  |   |   | soft-touch * | EK-P2G-GAF   |            |
|  | silver  |   | normal       | EK-P2G-GAG   |            |
|  | hematite  |   | normal *     | EK-P2G-GAI   |            |
|  | graphite  |   | normal *     | EK-P2G-GAL   |            |
|  | <br>60 x 60 mm (2) |   | white        | normal       | EK-P2S-GAA |
|  |   |   | ice white    | soft-touch * | EK-P2S-GAB |
|  |   |   | fire white   | normal *     | EK-P2S-GAC |
|  |   | soft-touch *  |              | EK-P2S-GAD   |            |
|  |   | intense black RAL 9005  | normal       | EK-P2S-GAE   |            |
|  |   |   | soft-touch * | EK-P2S-GAF   |            |
| silver   |   | normal  | EK-P2S-GAG   |              |            |
| hematite   |   | normal *  | EK-P2S-GAI   |              |            |
| graphite   |   | normal *  | EK-P2S-GAL   |              |            |
| <br>120 x 60 mm (1) |   | white   | normal       | EK-P2C-GAA   |            |
|  |   | ice white   | soft-touch * | EK-P2C-GAB   |            |
|  |   | fire white  | normal *     | EK-P2C-GAC   |            |
|  | soft-touch *  |   | EK-P2C-GAD   |              |            |
|  | intense black RAL 9005  | normal  | EK-P2C-GAE   |              |            |
|  |   | soft-touch *  | EK-P2C-GAF   |              |            |
| silver   | normal  | EK-P2C-GAG  |              |              |            |
| hematite   | normal *  | EK-P2C-GAI  |              |              |            |
| graphite   | normal *  | EK-P2C-GAL  |              |              |            |

\*) Version on request

## ALUMINIUM

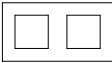

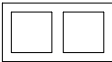
| Series  | Window  | Colour     | Finishing  | Code       |            |
|---|---|------------|------------|------------|------------|
| FF - 71   | <br>45 x 45 mm (2) | aluminium  | brushed    | EK-P2E-GBQ |            |
|   |   | nickel     |            | EK-P2E-GBR |            |
|   |   | titanium   |            | EK-P2E-GBS |            |
|   |   | carbon     |            | EK-P2E-GBU |            |
|   |   | brass      |            | EK-P2E-GBB |            |
|   |   | aluminium  |            | EK-P2F-GBQ |            |
|   |   | nickel     |            | EK-P2F-GBR |            |
|   |   | titanium   |            | EK-P2F-GBS |            |
|   |   | carbon     |            | EK-P2F-GBU |            |
|   |   | brass      |            | EK-P2F-GBB |            |
|   |   | aluminium  |            | EK-P2P-GBQ |            |
|   |   | nickel     |            | EK-P2P-GBR |            |
|   | titanium  | EK-P2P-GBS |            |            |            |
|   | carbon  | EK-P2P-GBU |            |            |            |
|   | brass   | EK-P2P-GBB |            |            |            |
|   | <br>55 x 55 mm (2) | aluminium  | brushed    | EK-P2G-GBQ |            |
|   |   | nickel     |            | EK-P2G-GBR |            |
|   |   | titanium   |            | EK-P2G-GBS |            |
|   |   | carbon     |            | EK-P2G-GBU |            |
|   |   | brass      |            | EK-P2G-GBB |            |
|   |   | aluminium  |            | EK-P2S-GBQ |            |
|   |   | nickel     |            | EK-P2S-GBR |            |
|   |   | titanium   |            | EK-P2S-GBS |            |
|   |   | carbon     |            | EK-P2S-GBU |            |
| brass   |   | EK-P2S-GBB |            |            |            |
| <br>55 x 55 mm (1)<br>60 x 60 mm (1) |   | aluminium  |            | brushed    | EK-P2S-GBQ |
|   |   | nickel     |            |            | EK-P2S-GBR |
|   | titanium  | EK-P2S-GBS |            |            |            |
|   | carbon  | EK-P2S-GBU |            |            |            |
|   | brass   | EK-P2S-GBB |            |            |            |
|   | aluminium   | EK-P2C-GBQ |            |            |            |
| nickel  | EK-P2C-GBR  |            |            |            |            |
| titanium  | EK-P2C-GBS  |            |            |            |            |
| carbon  | EK-P2C-GBU  |            |            |            |            |
| brass   | EK-P2C-GBB  |            |            |            |            |
| <br>120 x 60 mm (1)                  | aluminium   | brushed    | EK-P2C-GBQ |            |            |
|   | nickel  |            | EK-P2C-GBR |            |            |
|   | titanium  |            | EK-P2C-GBS |            |            |
|   | carbon  |            | EK-P2C-GBU |            |            |
|   | brass   |            | EK-P2C-GBB |            |            |




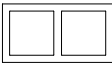

# Double plate codes

## WALL-MOUNTING DEVICES

### FENIX NTM®

| Series          | Finestre  | Colour          | Code  |               |            |
|-----------------|---|-----------------|---|---------------|------------|
|                 | <br>45 x 45 mm (2)   | malè white      | EK-P2E-FBM  |               |            |
|                 |   | beige luxor     | EK-P2E-FBL  |               |            |
|                 |   | beaver ottawa   | EK-P2E-FCO  |               |            |
|                 |   | cocoa orinoco   | EK-P2E-FCC  |               |            |
|                 |   | grey efeso      | EK-P2E-FGE  |               |            |
|                 |   | grey london     | EK-P2E-FGL  |               |            |
|                 |   | grey bromine    | EK-P2E-FGB  |               |            |
|                 |   | green commodore | EK-P2E-FVC  |               |            |
|                 |   | FF - 71         | <br>45 x 45 mm (1)<br>60 x 60 mm (1) | malè white    | EK-P2F-FBM |
|                 |   |                 |   | beige luxor   | EK-P2F-FBL |
|                 |   |                 |   | beaver ottawa | EK-P2F-FCO |
|                 |   |                 |   | cocoa orinoco | EK-P2F-FCC |
| grey efeso      | EK-P2F-FGE  |                 |   |               |            |
| grey london     | EK-P2F-FGL  |                 |   |               |            |
| grey bromine    | EK-P2F-FGB  |                 |   |               |            |
| green commodore | EK-P2F-FVC  |                 |   |               |            |
|                 | <br>55 x 55 mm (2) |                 |   | malè white    | EK-P2P-FBM |
|                 |   |                 |   | beige luxor   | EK-P2P-FBL |
|                 |   |                 |   | beaver ottawa | EK-P2P-FCO |
|                 |   |                 |   | cocoa orinoco | EK-P2P-FCC |
|                 |   | grey efeso      | EK-P2P-FGE  |               |            |
|                 |   | grey london     | EK-P2P-FGL  |               |            |
|                 |   | grey bromine    | EK-P2P-FGB  |               |            |
|                 |   | green commodore | EK-P2P-FVC  |               |            |

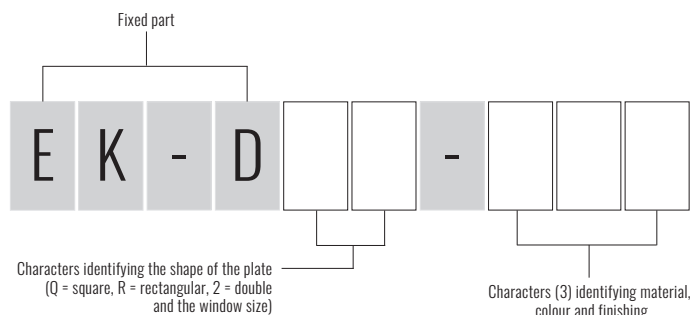
### FENIX NTM®

| Series          | Finestre  | Colour          | Code  |               |            |
|-----------------|---|-----------------|---|---------------|------------|
|                 | <br>55 x 55 mm (1)<br>60 x 60 mm (1) | malè white      | EK-P2G-FBM  |               |            |
|                 |   | beige luxor     | EK-P2G-FBL  |               |            |
|                 |   | beaver ottawa   | EK-P2G-FCO  |               |            |
|                 |   | cocoa orinoco   | EK-P2G-FCC  |               |            |
|                 |   | grey efeso      | EK-P2G-FGE  |               |            |
|                 |   | grey london     | EK-P2G-FGL  |               |            |
|                 |   | grey bromine    | EK-P2G-FGB  |               |            |
|                 |   | green commodore | EK-P2G-FVC  |               |            |
|                 |   | FF - 71         | <br>60 x 60 mm (2) | malè white    | EK-P2S-FBM |
|                 |   |                 |   | beige luxor   | EK-P2S-FBL |
|                 |   |                 |   | beaver ottawa | EK-P2S-FCO |
|                 |   |                 |   | cocoa orinoco | EK-P2S-FCC |
| grey efeso      | EK-P2S-FGE  |                 |   |               |            |
| grey london     | EK-P2S-FGL  |                 |   |               |            |
| grey bromine    | EK-P2S-FGB  |                 |   |               |            |
| green commodore | EK-P2S-FVC  |                 |   |               |            |
|                 | <br>120 x 60 mm (1)                |                 |   | malè white    | EK-P2C-FBM |
|                 |   |                 |   | beige luxor   | EK-P2C-FBL |
|                 |   |                 |   | beaver ottawa | EK-P2C-FCO |
|                 |   |                 |   | cocoa orinoco | EK-P2C-FCC |
|                 |   | grey efeso      | EK-P2C-FGE  |               |            |
|                 |   | grey london     | EK-P2C-FGL  |               |            |
|                 |   | grey bromine    | EK-P2C-FGB  |               |            |
|                 |   | green commodore | EK-P2C-FVC  |               |            |

# How to order a Deep plate

WALL-MOUNTING DEVICES




**Deep plates for devices of 20venti, 71 series and flush-mounting inserts (20venti, FF and 71).** The ordering code of a Deep plate consists of a fixed part (EK-D) and a variable part depending on shape (square or rectangular), window size (small or large), material, colour and finishing.



## Deep square plate codes

WALL-MOUNTING DEVICES

### PLASTIC MATERIAL





| Series              | Window  | Colour  | Finishing    | Code         |            |
|---------------------|---|---|--------------|--------------|------------|
| 20venti<br>FF<br>71 | <br>45 x 45 mm  | white   | normal       | EK-DQP-GAA   |            |
|                     |   | ice white   | soft-touch * | EK-DQP-GAB   |            |
|                     |   | fire white  | normal *     | EK-DQP-GAC   |            |
|                     |   |   | soft-touch * | EK-DQP-GAD   |            |
|                     |   | intense black<br>RAL 9005   | normal       | EK-DQP-GAE   |            |
|                     |   |   | soft-touch * | EK-DQP-GAF   |            |
|                     |   | silver  | normal       | EK-DQP-GAG   |            |
|                     |   | hematite  | normal *     | EK-DQP-GAI   |            |
|                     |   | graphite  | normal *     | EK-DQP-GAL   |            |
|                     |   | <br>55 x 55 mm | white        | normal       | EK-DQG-GAA |
|                     |   |   | ice white    | soft-touch * | EK-DQG-GAB |
|                     |   |   | fire white   | normal *     | EK-DQG-GAC |
|                     | soft-touch *  |   |              | EK-DQG-GAD   |            |
|                     | intense black<br>RAL 9005   |   | normal       | EK-DQG-GAE   |            |
|                     |   |   | soft-touch * | EK-DQG-GAF   |            |
|                     | silver  |   | normal       | EK-DQG-GAG   |            |
|                     | hematite  |   | normal *     | EK-DQG-GAI   |            |
|                     | graphite  |   | normal *     | EK-DQG-GAL   |            |
|                     | <br>60 x 60 mm |   | white        | normal       | EK-DQS-GAA |
|                     |   |   | ice white    | soft-touch * | EK-DQS-GAB |
|                     |   |   | fire white   | normal *     | EK-DQS-GAC |
|                     |   | soft-touch *  |              | EK-DQS-GAD   |            |
|                     |   | intense black<br>RAL 9005   | normal       | EK-DQS-GAE   |            |
|                     |   |   | soft-touch * | EK-DQS-GAF   |            |
| silver              |   | normal  | EK-DQS-GAG   |              |            |
| hematite            |   | normal *  | EK-DQS-GAI   |              |            |
| graphite            |   | normal *  | EK-DQS-GAL   |              |            |

\*) Version on request





# Deep square plate codes

WALL-MOUNTING DEVICES

## ALUMINIUM

| Series  | Window  | Colour     | Finishing | Code       |
|---|---|------------|-----------|------------|
| 20venti<br>(4 rockers)  | <br>30 x 60 mm | aluminium  | brushed   | EK-DQT-GBQ |
|   |   | nickel     |           | EK-DQT-GBR |
|   |   | titanium   |           | EK-DQT-GBS |
|   |   | carbon     |           | EK-DQT-GBU |
|   |   | brass      |           | EK-DQT-GBB |
| <br>45 x 45 mm   | aluminium   | EK-DQP-GBQ |           |            |
|   | nickel  | EK-DQP-GBR |           |            |
|   | titanium  | EK-DQP-GBS |           |            |
|   | carbon  | EK-DQP-GBU |           |            |
|   | brass   | EK-DQP-GBB |           |            |
| 20venti<br>FF<br>71   | <br>55 x 55 mm | aluminium  |           | EK-DQG-GBQ |
|   |   | nickel     |           | EK-DQG-GBR |
|   |   | titanium   |           | EK-DQG-GBS |
|   |   | carbon     |           | EK-DQG-GBU |
|   |   | brass      |           | EK-DQG-GBB |
| <br>60 x 60 mm | aluminium   | EK-DQS-GBQ |           |            |
|   | nickel  | EK-DQS-GBR |           |            |
|   | titanium  | EK-DQS-GBS |           |            |
|   | carbon  | EK-DQS-GBU |           |            |
|   | brass   | EK-DQS-GBB |           |            |



## FENIX NTM®

| Series                 | Window  | Colour              | Code  |             |            |
|------------------------|---|---------------------|---|-------------|------------|
| 20venti<br>(4 rockers) | <br>30 x 60 mm   | malè white          | EK-DQT-FBM  |             |            |
|                        |   | beige luxor         | EK-DQT-FBL  |             |            |
|                        |   | beaver ottawa       | EK-DQT-FCO  |             |            |
|                        |   | cocoa orinoco       | EK-DQT-FCC  |             |            |
|                        |   | grey efeso          | EK-DQT-FGE  |             |            |
|                        |   | grey london         | EK-DQT-FGL  |             |            |
|                        |   | grey bromine        | EK-DQT-FGB  |             |            |
|                        |   | green commodore     | EK-DQT-FVC  |             |            |
|                        |   | 20venti<br>FF<br>71 | <br>45 x 45 mm   | malè white  | EK-DQP-FBM |
|                        |   |                     |   | beige luxor | EK-DQP-FBL |
| beaver ottawa          | EK-DQP-FCO  |                     |   |             |            |
| cocoa orinoco          | EK-DQP-FCC  |                     |   |             |            |
| grey efeso             | EK-DQP-FGE  |                     |   |             |            |
| grey london            | EK-DQP-FGL  |                     |   |             |            |
| grey bromine           | EK-DQP-FGB  |                     |   |             |            |
| green commodore        | EK-DQP-FVC  |                     |   |             |            |
| 20venti<br>FF<br>71    | <br>55 x 55 mm |                     |   | malè white  | EK-DQG-FBM |
|                        |   |                     |   | beige luxor | EK-DQG-FBL |
|                        |   | beaver ottawa       | EK-DQG-FCO  |             |            |
|                        |   | cocoa orinoco       | EK-DQG-FCC  |             |            |
|                        |   | grey efeso          | EK-DQG-FGE  |             |            |
|                        |   | grey london         | EK-DQG-FGL  |             |            |
|                        |   | grey bromine        | EK-DQG-FGB  |             |            |
|                        |   | green commodore     | EK-DQG-FVC  |             |            |
|                        |   | 20venti<br>FF<br>71 | <br>60 x 60 mm | malè white  | EK-DQS-FBM |
|                        |   |                     |   | beige luxor | EK-DQS-FBL |
| beaver ottawa          | EK-DQS-FCO  |                     |   |             |            |
| cocoa orinoco          | EK-DQS-FCC  |                     |   |             |            |
| grey efeso             | EK-DQS-FGE  |                     |   |             |            |
| grey london            | EK-DQS-FGL  |                     |   |             |            |
| grey bromine           | EK-DQS-FGB  |                     |   |             |            |
| green commodore        | EK-DQS-FVC  |                     |   |             |            |

# Deep rectangular plate codes



WALL-MOUNTING DEVICES

## PLASTIC MATERIAL

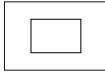
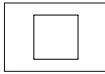
| Series              | Window  | Colour                    | Finishing    | Code       |
|---------------------|---|---------------------------|--------------|------------|
| 20venti<br>FF<br>71 | <br>68 x 45 mm | white                     | normal       | EK-DRG-GAA |
|                     |   | ice white                 | soft-touch * | EK-DRG-GAB |
|                     |   | fire white                | normal *     | EK-DRG-GAC |
|                     |   |                           | soft-touch * | EK-DRG-GAD |
|                     |   | intense black<br>RAL 9005 | normal       | EK-DRG-GAE |
|                     |   |                           | soft-touch * | EK-DRG-GAF |
|                     |   | silver                    | normal       | EK-DRG-GAG |
|                     | hematite  | normal *                  | EK-DRG-GAI   |            |
|                     | graphite  | normal *                  | EK-DRG-GAL   |            |
|                     | <br>60 x 60 mm | white                     | normal       | EK-DRS-GAA |
|                     |   | ice white                 | soft-touch * | EK-DRS-GAB |
|                     |   | fire white                | normal *     | EK-DRS-GAC |
|                     |   |                           | soft-touch * | EK-DRS-GAD |
|                     |   | intense black<br>RAL 9005 | normal       | EK-DRS-GAE |
| soft-touch *        |   |                           | EK-DRS-GAF   |            |
| silver              |   | normal                    | EK-DRS-GAG   |            |
| hematite            | normal *  | EK-DRS-GAI                |              |            |
| graphite            | normal *  | EK-DRS-GAL                |              |            |

\*) Version on request

## ALUMINIUM

| Series              | Window  | Colour    | Finishing | Code       |
|---------------------|---|-----------|-----------|------------|
| 20venti<br>FF<br>71 | <br>68 x 45 mm | aluminium | brushed   | EK-DRG-GBQ |
|                     |   | nickel    |           | EK-DRG-GBR |
|                     |   | titanium  |           | EK-DRG-GBS |
|                     |   | carbon    |           | EK-DRG-GBU |
|                     |   | brass     |           | EK-DRG-GBB |
|                     | <br>60 x 60 mm | aluminium |           | EK-DRS-GBQ |
|                     |   | nickel    |           | EK-DRS-GBR |
|                     |   | titanium  |           | EK-DRS-GBS |
|                     |   | carbon    |           | EK-DRS-GBU |
|                     |   | brass     |           | EK-DRS-GBB |

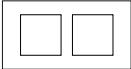
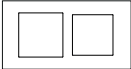
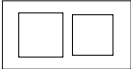
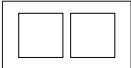
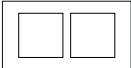

## FENIX NTM®

| Series              | Window  | Colour          | Code       |
|---------------------|---|-----------------|------------|
| 20venti<br>FF<br>71 | <br>68 x 45 mm | malè white      | EK-DRG-FBM |
|                     |   | beige luxor     | EK-DRG-FBL |
|                     |   | beaver ottawa   | EK-DRG-FCO |
|                     |   | cocoa orinoco   | EK-DRG-FCC |
|                     |   | grey efeso      | EK-DRG-FGE |
|                     |   | grey london     | EK-DRG-FGL |
|                     |   | grey bromine    | EK-DRG-FGB |
|                     |   | green commodore | EK-DRG-FVC |
|                     | <br>60 x 60 mm | malè white      | EK-DRS-FBM |
|                     |   | beige luxor     | EK-DRS-FBL |
|                     |   | beaver ottawa   | EK-DRS-FCO |
|                     |   | cocoa orinoco   | EK-DRS-FCC |
|                     |   | grey efeso      | EK-DRS-FGE |
|                     |   | grey london     | EK-DRS-FGL |
|                     |   | grey bromine    | EK-DRS-FGB |
|                     |   | green commodore | EK-DRS-FVC |

# Deep double plate codes

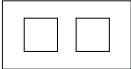

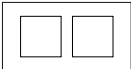
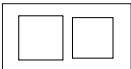
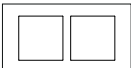

## WALL-MOUNTING DEVICES

### PLASTIC MATERIAL

| Series  | Window  | Colour                    | Finishing    | Code       |
|---|---|---------------------------|--------------|------------|
| 20venti<br>FF<br>71   | <br>55 x 55 mm (2)                   | white                     | normal       | EK-D2P-GAA |
|   |   | ice white                 | soft-touch * | EK-D2P-GAB |
|   |   | fire white                | normal *     | EK-D2P-GAC |
|   |   |                           | soft-touch * | EK-D2P-GAD |
|   |   | intense black<br>RAL 9005 | normal       | EK-D2P-GAE |
|   |   |                           | soft-touch * | EK-D2P-GAF |
|   | <br>55 x 55 mm (1)<br>60 x 60 mm (1) | silver                    | normal       | EK-D2P-GAG |
|   |   | hematite                  | normal *     | EK-D2P-GAI |
|   |   | graphite                  | normal *     | EK-D2P-GAL |
|   |   |                           | white        | normal     |
|   |   | ice white                 | soft-touch * | EK-D2G-GAB |
|   |   | fire white                | normal *     | EK-D2G-GAC |
| soft-touch *  | EK-D2G-GAD  |                           |              |            |
| <br>55 x 55 mm (1)<br>60 x 60 mm (1) | intense black<br>RAL 9005   | normal                    | EK-D2G-GAE   |            |
|   | soft-touch *  | EK-D2G-GAF                |              |            |
|   | silver  | normal                    | EK-D2G-GAG   |            |
|   | hematite  | normal *                  | EK-D2G-GAI   |            |
|   | graphite  | normal *                  | EK-D2G-GAL   |            |
|   |   | white                     | normal       | EK-D2S-GAA |
| <br>60 x 60 mm (2)                 | ice white   | soft-touch *              | EK-D2S-GAB   |            |
|   | fire white  | normal *                  | EK-D2S-GAC   |            |
|   |   | soft-touch *              | EK-D2S-GAD   |            |
|   | intense black<br>RAL 9005   | normal                    | EK-D2S-GAE   |            |
|   |   | soft-touch *              | EK-D2S-GAF   |            |
|   | silver  | normal                    | EK-D2S-GAG   |            |
| <br>60 x 60 mm (2)                 | hematite  | normal *                  | EK-D2S-GAI   |            |
|   | graphite  | normal *                  | EK-D2S-GAL   |            |
|   |   | white                     | normal       | EK-D2C-GAA |
|   | ice white   | soft-touch *              | EK-D2C-GAB   |            |
|   | fire white  | normal *                  | EK-D2C-GAC   |            |
|   |   | soft-touch *              | EK-D2C-GAD   |            |
| <br>120 x 60 mm (1)                | intense black<br>RAL 9005   | normal                    | EK-D2C-GAE   |            |
|   | soft-touch *  | EK-D2C-GAF                |              |            |
|   | silver  | normal                    | EK-D2C-GAG   |            |
|   | hematite  | normal *                  | EK-D2C-GAI   |            |
|   | graphite  | normal *                  | EK-D2C-GAL   |            |

\*) Version on request

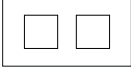
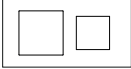
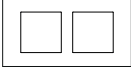
### ALUMINIUM

| Series  | Window  | Colour     | Finishing  | Code       |
|---|---|------------|------------|------------|
| FF - 71   | <br>45 x 45 mm (2)                   | aluminium  | brushed    | EK-D2E-GBQ |
|   |   | nickel     |            | EK-D2E-GBR |
|   |   | titanium   |            | EK-D2E-GBS |
|   |   | carbon     |            | EK-D2E-GBU |
|   |   | brass      |            | EK-D2E-GBB |
|   |   | aluminium  |            | EK-D2F-GBQ |
|   | <br>45 x 45 mm (1)<br>60 x 60 mm (1) | nickel     | EK-D2F-GBR |            |
|   |   | titanium   | EK-D2F-GBS |            |
|   |   | carbon     | EK-D2F-GBU |            |
|   |   | brass      | EK-D2F-GBB |            |
|   |   | aluminium  | EK-D2P-GBQ |            |
|   |   | nickel     | EK-D2P-GBR |            |
| <br>55 x 55 mm (2)                     | titanium  | EK-D2P-GBS |            |            |
|   | carbon  | EK-D2P-GBU |            |            |
|   | brass   | EK-D2P-GBB |            |            |
|   | aluminium   | EK-D2G-GBQ |            |            |
|   | nickel  | EK-D2G-GBR |            |            |
|   | titanium  | EK-D2G-GBS |            |            |
| <br>55 x 55 mm (1)<br>60 x 60 mm (1) | carbon  | EK-D2G-GBU |            |            |
|   | brass   | EK-D2G-GBB |            |            |
|   | aluminium   | EK-D2S-GBQ |            |            |
|   | nickel  | EK-D2S-GBR |            |            |
|   | titanium  | EK-D2S-GBS |            |            |
|   | carbon  | EK-D2S-GBU |            |            |
| <br>60 x 60 mm (2)                   | brass   | EK-D2S-GBB |            |            |
|   | aluminium   | EK-D2C-GBQ |            |            |
|   | nickel  | EK-D2C-GBR |            |            |
|   | titanium  | EK-D2C-GBS |            |            |
|   | carbon  | EK-D2C-GBU |            |            |
|   | brass   | EK-D2C-GBB |            |            |
| <br>120 x 60 mm (1)                  | aluminium   | EK-D2C-GBQ |            |            |
|   | nickel  | EK-D2C-GBR |            |            |
|   | titanium  | EK-D2C-GBS |            |            |
|   | carbon  | EK-D2C-GBU |            |            |
|   | brass   | EK-D2C-GBB |            |            |

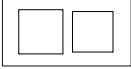
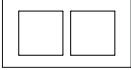

# Deep double plate codes

WALL-MOUNTING DEVICES

## FENIX NTM®

| Series          | Finestre  | Colour              | Code  |               |            |
|-----------------|---|---------------------|---|---------------|------------|
|                 | <br>45 x 45 mm (2)   | malè white          | EK-D2E-FBM  |               |            |
|                 |   | beige luxor         | EK-D2E-FBL  |               |            |
|                 |   | beaver ottawa       | EK-D2E-FCO  |               |            |
|                 |   | cocoa orinoco       | EK-D2E-FCC  |               |            |
|                 |   | grey efeso          | EK-D2E-FGE  |               |            |
|                 |   | grey london         | EK-D2E-FGL  |               |            |
|                 |   | grey bromine        | EK-D2E-FGB  |               |            |
|                 |   | green commodore     | EK-D2E-FVC  |               |            |
|                 |   | 20venti<br>FF<br>71 | <br>45 x 45 mm (1)<br>60 x 60 mm (1) | malè white    | EK-D2F-FBM |
|                 |   |                     |   | beige luxor   | EK-D2F-FBL |
|                 |   |                     |   | beaver ottawa | EK-D2F-FCO |
|                 |   |                     |   | cocoa orinoco | EK-D2F-FCC |
| grey efeso      | EK-D2F-FGE  |                     |   |               |            |
| grey london     | EK-D2F-FGL  |                     |   |               |            |
| grey bromine    | EK-D2F-FGB  |                     |   |               |            |
| green commodore | EK-D2F-FVC  |                     |   |               |            |
|                 | <br>55 x 55 mm (2) |                     |   | malè white    | EK-D2P-FBM |
|                 |   |                     |   | beige luxor   | EK-D2P-FBL |
|                 |   |                     |   | beaver ottawa | EK-D2P-FCO |
|                 |   |                     |   | cocoa orinoco | EK-D2P-FCC |
|                 |   | grey efeso          | EK-D2P-FGE  |               |            |
|                 |   | grey london         | EK-D2P-FGL  |               |            |
|                 |   | grey bromine        | EK-D2P-FGB  |               |            |
|                 |   | green commodore     | EK-D2P-FVC  |               |            |

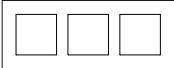
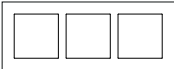
## FENIX NTM®

| Series          | Finestre  | Colour              | Code  |               |            |
|-----------------|---|---------------------|---|---------------|------------|
|                 | <br>55 x 55 mm (1)<br>60 x 60 mm (1) | malè white          | EK-D2G-FBM  |               |            |
|                 |   | beige luxor         | EK-D2G-FBL  |               |            |
|                 |   | beaver ottawa       | EK-D2G-FCO  |               |            |
|                 |   | cocoa orinoco       | EK-D2G-FCC  |               |            |
|                 |   | grey efeso          | EK-D2G-FGE  |               |            |
|                 |   | grey london         | EK-D2G-FGL  |               |            |
|                 |   | grey bromine        | EK-D2G-FGB  |               |            |
|                 |   | green commodore     | EK-D2G-FVC  |               |            |
|                 |   | 20venti<br>FF<br>71 | <br>60 x 60 mm (2) | malè white    | EK-D2S-FBM |
|                 |   |                     |   | beige luxor   | EK-D2S-FBL |
|                 |   |                     |   | beaver ottawa | EK-D2S-FCO |
|                 |   |                     |   | cocoa orinoco | EK-D2S-FCC |
| grey efeso      | EK-D2S-FGE  |                     |   |               |            |
| grey london     | EK-D2S-FGL  |                     |   |               |            |
| grey bromine    | EK-D2S-FGB  |                     |   |               |            |
| green commodore | EK-D2S-FVC  |                     |   |               |            |
|                 | <br>120 x 60 mm (1)                |                     |   | malè white    | EK-D2C-FBM |
|                 |   |                     |   | beige luxor   | EK-D2C-FBL |
|                 |   |                     |   | beaver ottawa | EK-D2C-FCO |
|                 |   |                     |   | cocoa orinoco | EK-D2C-FCC |
|                 |   | grey efeso          | EK-D2C-FGE  |               |            |
|                 |   | grey london         | EK-D2C-FGL  |               |            |
|                 |   | grey bromine        | EK-D2C-FGB  |               |            |
|                 |   | green commodore     | EK-D2C-FVC  |               |            |

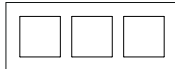
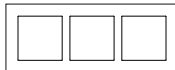
## Deep triple plate codes

WALL-MOUNTING DEVICES

### ALUMINIUM

| Series              | Window  | Colour    | Finishing | Code       |
|---------------------|---|-----------|-----------|------------|
| 20venti<br>FF<br>71 | <br>55 x 55 mm (3) | aluminium | brushed   | EK-D3P-GBQ |
|                     |   | nickel    |           | EK-D3P-GBR |
|                     |   | titanium  |           | EK-D3P-GBS |
|                     |   | carbon    |           | EK-D3P-GBU |
|                     |   | brass     |           | EK-D3P-GBB |
|                     |   | aluminium |           | EK-D3S-GBQ |
|                     | <br>60 x 60 mm (3) | nickel    |           | EK-D3S-GBR |
|                     |   | titanium  |           | EK-D3S-GBS |
|                     |   | carbon    |           | EK-D3S-GBU |
|                     |   | brass     |           | EK-D3S-GBB |

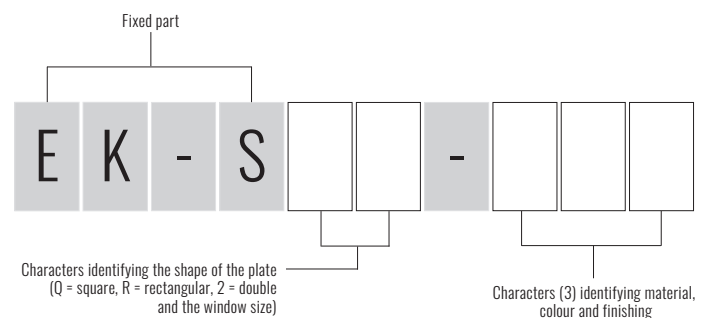
### FENIX NTM®

| Series              | Finestre  | Colour  | Code          |            |
|---------------------|---|---|---------------|------------|
| 20venti<br>FF<br>71 | <br>55 x 55 mm (3) | malè white  | EK-D3P-FBM    |            |
|                     |   | beige luxor   | EK-D3P-FBL    |            |
|                     |   | beaver ottawa   | EK-D3P-FCO    |            |
|                     |   | cocoa orinoco   | EK-D3P-FCC    |            |
|                     |   | grey efeso  | EK-D3P-FGE    |            |
|                     |   | grey london   | EK-D3P-FGL    |            |
|                     |   | grey bromine  | EK-D3P-FGB    |            |
|                     |   | green commodore   | EK-D3P-FVC    |            |
|                     |   | <br>60 x 60 mm (3) | malè white    | EK-D3S-FBM |
|                     |   |   | beige luxor   | EK-D3S-FBL |
|                     |   |   | beaver ottawa | EK-D3S-FCO |
|                     |   |   | cocoa orinoco | EK-D3S-FCC |
|                     | grey efeso  |   | EK-D3S-FGE    |            |
|                     | grey london   |   | EK-D3S-FGL    |            |
|                     | grey bromine  |   | EK-D3S-FGB    |            |
|                     | green commodore   |   | EK-D3S-FVC    |            |

**Surface plates for devices of 20venti, 71 series and flush-mounting inserts (20venti, FF and 71).** The ordering code of a Surface plate consists of a fixed part (EK-S) and a variable part depending on shape (square or rectangular), window size (small or large), material, colour and finishing.

## How to order a Surface plate





WALL-MOUNTING DEVICES







# Surface square plate codes

WALL-MOUNTING DEVICES

## ALUMINIUM

| Series                 | Window  | Colour     | Finishing | Code       |
|------------------------|---|------------|-----------|------------|
| 20venti<br>(4 rockers) | <br>30 x 60 mm   | aluminium  |           | EK-SQT-GBQ |
|                        |   | nickel     |           | EK-SQT-GBR |
|                        |   | titanium   |           | EK-SQT-GBS |
|                        |   | carbon     |           | EK-SQT-GBU |
|                        |   | brass      |           | EK-SQT-GBB |
| 20venti<br>FF<br>71    | <br>45 x 45 mm   | aluminium  | brushed   | EK-SQP-GBQ |
|                        |   | nickel     |           | EK-SQP-GBR |
|                        |   | titanium   |           | EK-SQP-GBS |
|                        |   | carbon     |           | EK-SQP-GBU |
|                        |   | brass      |           | EK-SQP-GBB |
|                        | <br>55 x 55 mm   | aluminium  |           | EK-SQG-GBQ |
|                        |   | nickel     |           | EK-SQG-GBR |
|                        |   | titanium   |           | EK-SQG-GBS |
|                        |   | carbon     |           | EK-SQG-GBU |
|                        |   | brass      |           | EK-SQG-GBB |
|                        | <br>60 x 60 mm | aluminium  |           | EK-SQS-GBQ |
|                        |   | nickel     |           | EK-SQS-GBR |
| titanium               |   | EK-SQS-GBS |           |            |
| carbon                 |   | EK-SQS-GBU |           |            |
| brass                  |   | EK-SQS-GBB |           |            |

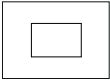
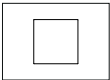
## FENIX NTM®

| Series  | Window  | Colour          | Code       |
|---|---|-----------------|------------|
| 20venti<br>(4 rockers)  | <br>30 x 60 mm   | malè white      | EK-SQT-FBM |
|   |   | beige luxor     | EK-SQT-FBL |
|   |   | beaver ottawa   | EK-SQT-FCO |
|   |   | cocoa orinoco   | EK-SQT-FCC |
|   |   | grey efeso      | EK-SQT-FGE |
|   |   | grey london     | EK-SQT-FGL |
|   |   | grey bromine    | EK-SQT-FGB |
|   |   | green commodore | EK-SQT-FVC |
|   |   | malè white      | EK-SQP-FBM |
|   |   | beige luxor     | EK-SQP-FBL |
|   |   | beaver ottawa   | EK-SQP-FCO |
|   |   | cocoa orinoco   | EK-SQP-FCC |
| grey efeso  | EK-SQP-FGE  |                 |            |
| grey london   | EK-SQP-FGL  |                 |            |
| grey bromine  | EK-SQP-FGB  |                 |            |
| green commodore   | EK-SQP-FVC  |                 |            |
| 20venti<br>FF<br>71   | <br>45 x 45 mm   | malè white      | EK-SQG-FBM |
|   |   | beige luxor     | EK-SQG-FBL |
|   |   | beaver ottawa   | EK-SQG-FCO |
|   |   | cocoa orinoco   | EK-SQG-FCC |
|   |   | grey efeso      | EK-SQG-FGE |
|   |   | grey london     | EK-SQG-FGL |
|   | grey bromine  | EK-SQG-FGB      |            |
|   | green commodore   | EK-SQG-FVC      |            |
|   | <br>55 x 55 mm | malè white      | EK-SQS-FBM |
|   |   | beige luxor     | EK-SQS-FBL |
|   |   | beaver ottawa   | EK-SQS-FCO |
|   |   | cocoa orinoco   | EK-SQS-FCC |
| grey efeso  |   | EK-SQS-FGE      |            |
| grey london   |   | EK-SQS-FGL      |            |
| grey bromine  | EK-SQS-FGB  |                 |            |
| green commodore   | EK-SQS-FVC  |                 |            |
| <br>60 x 60 mm | malè white  | EK-SQS-FBM      |            |
|   | beige luxor   | EK-SQS-FBL      |            |
|   | beaver ottawa   | EK-SQS-FCO      |            |
|   | cocoa orinoco   | EK-SQS-FCC      |            |
|   | grey efeso  | EK-SQS-FGE      |            |
|   | grey london   | EK-SQS-FGL      |            |
| grey bromine  | EK-SQS-FGB  |                 |            |
| green commodore   | EK-SQS-FVC  |                 |            |

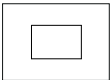
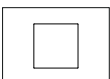
# Surface rectangular plate codes

WALL-MOUNTING DEVICES

## ALUMINIUM

| Series              | Window  | Colour    | Finishing | Code       |
|---------------------|---|-----------|-----------|------------|
| 20venti<br>FF<br>71 | <br>68 x 45 mm | aluminium | brushed   | EK-SRG-GBQ |
|                     |   | nickel    |           | EK-SRG-GBR |
|                     |   | titanium  |           | EK-SRG-GBS |
|                     |   | carbon    |           | EK-SRG-GBU |
|                     |   | brass     |           | EK-SRG-GBB |
|                     | <br>60 x 60 mm | aluminium |           | EK-SRS-GBQ |
|                     |   | nickel    |           | EK-SRS-GBR |
|                     |   | titanium  |           | EK-SRS-GBS |
|                     |   | carbon    |           | EK-SRS-GBU |
|                     |   | brass     |           | EK-SRS-GBB |

## FENIX NTM®

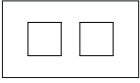
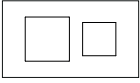
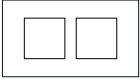
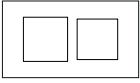
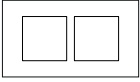

| Series              | Window  | Colour          | Code       |
|---------------------|---|-----------------|------------|
| 20venti<br>FF<br>71 | <br>68 x 45 mm | malè white      | EK-SRG-FBM |
|                     |   | beige luxor     | EK-SRG-FBL |
|                     |   | beaver ottawa   | EK-SRG-FCO |
|                     |   | cocoa orinoco   | EK-SRG-FCC |
|                     |   | grey efeso      | EK-SRG-FGE |
|                     |   | grey london     | EK-SRG-FGL |
|                     | <br>60 x 60 mm | grey bromine    | EK-SRG-FGB |
|                     |   | green commodore | EK-SRG-FVC |
|                     |   | malè white      | EK-SRS-FBM |
|                     |   | beige luxor     | EK-SRS-FBL |
|                     |   | beaver ottawa   | EK-SRS-FCO |
|                     |   | cocoa orinoco   | EK-SRS-FCC |
| grey efeso          | EK-SRS-FGE  |                 |            |
| grey london         | EK-SRS-FGL  |                 |            |
| grey bromine        | EK-SRS-FGB  |                 |            |
| green commodore     | EK-SRS-FVC  |                 |            |



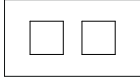
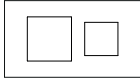
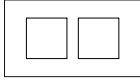
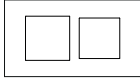
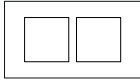
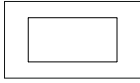
# Surface double plate codes

WALL-MOUNTING DEVICES

## ALUMINIUM

| Series   | Window  | Colour     | Finishing | Code       |
|--|---|------------|-----------|------------|
| 20venti<br>FF<br>71  | <br>45 x 45 mm (2)                     | aluminium  | brushed   | EK-S2E-GBQ |
|  |   | nickel     |           | EK-S2E-GBR |
|  |   | titanium   |           | EK-S2E-GBS |
|  |   | carbon     |           | EK-S2E-GBU |
|  |   | brass      |           | EK-S2E-GBB |
|  | <br>45 x 45 mm (1)<br>60 x 60 mm (1)   | aluminium  |           | EK-S2F-GBQ |
|  |   | nickel     |           | EK-S2F-GBR |
|  |   | titanium   |           | EK-S2F-GBS |
|  |   | carbon     |           | EK-S2F-GBU |
|  |   | brass      |           | EK-S2F-GBB |
|  | <br>55 x 55 mm (2)                     | aluminium  |           | EK-S2P-GBQ |
|  |   | nickel     |           | EK-S2P-GBR |
|  |   | titanium   |           | EK-S2P-GBS |
|  |   | carbon     |           | EK-S2P-GBU |
|  |   | brass      |           | EK-S2P-GBB |
|  | <br>55 x 55 mm (1)<br>60 x 60 mm (1) | aluminium  |           | EK-S2G-GBQ |
|  |   | nickel     |           | EK-S2G-GBR |
|  |   | titanium   |           | EK-S2G-GBS |
| carbon   |   | EK-S2G-GBU |           |            |
| brass  |   | EK-S2G-GBB |           |            |
| <br>60 x 60 mm (2)  | aluminium   | EK-S2S-GBQ |           |            |
|  | nickel  | EK-S2S-GBR |           |            |
|  | titanium  | EK-S2S-GBS |           |            |
|  | carbon  | EK-S2S-GBU |           |            |
|  | brass   | EK-S2S-GBB |           |            |
| <br>120 x 60 mm (1) | aluminium   | EK-S2C-GBQ |           |            |
|  | nickel  | EK-S2C-GBR |           |            |
|  | titanium  | EK-S2C-GBS |           |            |
|  | carbon  | EK-S2C-GBU |           |            |
|  | brass   | EK-S2C-GBB |           |            |

## FENIX NTM®


| Series  | Finestre  | Colour          | Code       |
|---|---|-----------------|------------|
| 20venti<br>FF<br>71   | <br>45 x 45 mm (2)                   | malè white      | EK-S2E-FBM |
|   |   | beige luxor     | EK-S2E-FBL |
|   |   | beaver ottawa   | EK-S2E-FCO |
|   |   | cocoa orinoco   | EK-S2E-FCC |
|   |   | grey efeso      | EK-S2E-FGE |
|   |   | grey london     | EK-S2E-FGL |
|   |   | grey bromine    | EK-S2E-FGB |
|   |   | green commodore | EK-S2E-FVC |
|   |   | malè white      | EK-S2F-FBM |
|   |   | beige luxor     | EK-S2F-FBL |
|   | <br>45 x 45 mm (1)<br>60 x 60 mm (1) | beaver ottawa   | EK-S2F-FCO |
|   |   | cocoa orinoco   | EK-S2F-FCC |
|   |   | grey efeso      | EK-S2F-FGE |
|   |   | grey london     | EK-S2F-FGL |
|   |   | grey bromine    | EK-S2F-FGB |
|   |   | green commodore | EK-S2F-FVC |
|   |   | malè white      | EK-S2P-FBM |
|   |   | beige luxor     | EK-S2P-FBL |
|   |   | beaver ottawa   | EK-S2P-FCO |
|   |   | cocoa orinoco   | EK-S2P-FCC |
|   | <br>55 x 55 mm (2)                 | grey efeso      | EK-S2P-FGE |
|   |   | grey london     | EK-S2P-FGL |
|   |   | grey bromine    | EK-S2P-FGB |
|   |   | green commodore | EK-S2P-FVC |
|   |   | malè white      | EK-S2G-FBM |
|   |   | beige luxor     | EK-S2G-FBL |
|   |   | beaver ottawa   | EK-S2G-FCO |
|   |   | cocoa orinoco   | EK-S2G-FCC |
|   |   | grey efeso      | EK-S2G-FGE |
|   |   | grey london     | EK-S2G-FGL |
| <br>55 x 55 mm (1)<br>60 x 60 mm (1) | grey bromine  | EK-S2G-FGB      |            |
|   | green commodore   | EK-S2G-FVC      |            |
|   | malè white  | EK-S2S-FBM      |            |
|   | beige luxor   | EK-S2S-FBL      |            |
|   | beaver ottawa   | EK-S2S-FCO      |            |
|   | cocoa orinoco   | EK-S2S-FCC      |            |
|   | grey efeso  | EK-S2S-FGE      |            |
|   | grey london   | EK-S2S-FGL      |            |
|   | grey bromine  | EK-S2S-FGB      |            |
|   | green commodore   | EK-S2S-FVC      |            |
| <br>60 x 60 mm (2)                   | malè white  | EK-S2C-FBM      |            |
|   | beige luxor   | EK-S2C-FBL      |            |
|   | beaver ottawa   | EK-S2C-FCO      |            |
|   | cocoa orinoco   | EK-S2C-FCC      |            |
|   | grey efeso  | EK-S2C-FGE      |            |
|   | grey london   | EK-S2C-FGL      |            |
|   | grey bromine  | EK-S2C-FGB      |            |
|   | green commodore   | EK-S2C-FVC      |            |
|   | malè white  | EK-S2C-FBM      |            |
|   | beige luxor   | EK-S2C-FBL      |            |
| <br>120 x 60 mm (1)                  | beaver ottawa   | EK-S2C-FCO      |            |
|   | cocoa orinoco   | EK-S2C-FCC      |            |
|   | grey efeso  | EK-S2C-FGE      |            |
|   | grey london   | EK-S2C-FGL      |            |
|   | grey bromine  | EK-S2C-FGB      |            |
| green commodore   | EK-S2C-FVC  |                 |            |





# RAIL-MOUNTING DEVICES

|                          |     |
|--------------------------|-----|
| Power supply units       | 182 |
| System modules           | 185 |
| Universal interfaces     | 189 |
| Inputs and actuators     | 197 |
| I / O modules            | 204 |
| Dimmers                  | 207 |
| Thermoregulation and PLC | 211 |
| Gateways                 | 221 |
| Metering                 | 231 |



+40 °C



**KNX** BK-AB1-TP  
Power supply 640 mA

ekinex

nA



I>Imax

8 5 4 3 2 1

ekinex

EK-LM2-TP



Modulo logico programmabile  
*Programmable logical module*

1 1000 001 7 10000 1.1








# Power supply units

RAIL-MOUNTING DEVICES

|   | EK-AB1-TP<br>640 mA bus power supply  | EK-AG1-TP<br>640 mA bus power supply with 30 Vdc auxiliary output                   |
|---|---|---|
|   |  |  |
| Power supply of a KNX bus line with max. 64 bus devices connected | •   | •   |
| Reset of the connected bus line through pushbutton                | •   | •   |
| LED for output voltage on KNX bus                                 | •   | •   |
| LED for overload / short circuit on KNX bus                       | •   | •   |
| Integrated decoupling choke                                       | •   | •   |
| Power supply 110-230 Vac 50/60 Hz                                 | •   | •   |
| Output for auxiliary power supply 30 Vdc                          | -   | •   |
| Mounting on standard 35 mm rail (EN 60715)                        | •   | •   |

# System modules

RAIL-MOUNTING DEVICES

|   | EK-TM1-TP<br>Time / astronomical digital switch                                     | EK-BD1-TP<br>USB interface  | EK-BA1-TP<br>Line / area coupler  | EK-BB1-TP<br>IP interface   | EK-BC1-TP<br>IP router  |
|---|---|---|---|---|---|
|   |  |  |  |  |  |
| Suppress device configuration on the sub line                                       | -   | -   | •   | •   | •   |
| Enable or disable filtering of group messages and suppress device oriented messages | -   | -   | •   | •   | •   |
| Trace the traffic on the sub line and reduced number of retransmissions             | -   | -   | •   | •   | •   |
| Function pushbutton   | •   | -   | •   | •   | •   |
| Status LED for KNX bus line   | -   | •   | •   | •   | •   |
| Status LED for Ethernet   | -   | -   | -   | •   | •   |
| Mounting on standard 35 mm rail (EN 60715)  | •   | •   | •   | •   | •   |
| Plug in program   | •   | -   | -   | -   | -   |
| Programming pushbutton  | -   | •   | -   | •   | •   |
| Connection of a PC or laptop to the KNX bus system                                  | -   | -   | -   | •   | •   |
| Time programming (daily, weekly, monthly or yearly) or astronomical                 | •   | -   | -   | -   | -   |
| Control of 9 channels on bus  | •   | -   | -   | -   | -   |
| Channel 1 can be replicated on the relay on board                                   | •   | -   | -   | -   | -   |
| LC-display  | •   | -   | -   | -   | -   |
| Backup battery  | •   | -   | -   | -   | -   |
| Connection of an optional GPS module  | •   | -   | -   | -   | -   |

# 640 mA bus power supply

## POWER SUPPLY UNITS



### Description

The Ekinex® 640 mA KNX bus power supply supplies and monitors the 30 Vdc voltage required by the KNX bus for operation. An integrated choke provides for decoupling power supply and bus line. On a bus line powered by a 640 mA power supply unit may be connected a maximum of 64 bus devices. Output is protected from overload and short-circuit. The EK-AG1-TP version is provided with an additional 30 Vdc output can be used as auxiliary power supply for other devices requiring SELV voltage (Safety Extra Low Voltage). The total current provided by the two outputs (KNX bus line and auxiliary power supply) cannot exceed 640 mA. The device supports short network voltage interruptions (max. 200 ms).

### Main features

- Plastic casing
- Connection to bus line with KNX terminal block
- Connection of auxiliary output with dedicated terminal block (only EK-AG1-TP)
- Connection of 230 Vac power supply with screw terminals
- Classification climatic 3K5 and mechanical 3M2 (according to EN 50491-2)
- Pollution degree 2 (according to IEC 60664-1)
- Safety class II
- Installation on 35 mm rail (according to EN 60715)
- 4 modular units (1 MU = 18 mm)
- IP20 protection grade (installed device)
- Weight 150 g (EK-AB1-TP), 165 g (EK-AG1-TP)

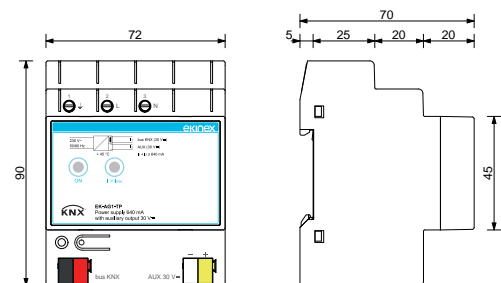
### Technical data

- Input voltage: 230 Vac, 50/60 Hz
- Power absorption 22 W
- Loss < 3 W
- Output voltage (KNX bus): 30 Vdc
- Output voltage (auxiliary output): 30 Vdc (only EK-AG1-TP)
- Nominal current (output total): 640 mA
- Buffer time: 200 ms

### Products included

Delivery includes one terminal blocks for connection to the bus; the EK-AG1-TP version is delivered with a second terminal block for connection to the auxiliary output.

### Dimensions [mm]



Terminal block for auxiliary output (white/yellow) only on EK-AG1-TP version

### Order information

| Code      | Version                      | Package |
|-----------|------------------------------|---------|
| EK-AB1-TP |                              | 1 pcs.  |
| EK-AG1-TP | with 30 Vdc auxiliary output | 1 pcs.  |



### Configuration and commissioning

Not necessary



### Documentation

For more information, see the [STEKAB1TP\\_EN.pdf](#) or [STEKAG1TP\\_EN.pdf](#) technical sheets available for download from [www.ekinex.com](http://www.ekinex.com)



EK-AB1-TP EK-AG1-TP



# Time / astronomical digital switch

SYSTEM DEVICES

## Description

The EK-TM1-TP electronic digital time switch is a KNX device for the management over time of the electrical devices. It allows time programming (periodicity: daily, weekly or annual) or astronomical programming. The device can pilot 9 different channels on KNX bus. The relay on the device replicates the channel 1 programming. Each channel can be associated with a different programming (time or astronomical). It is possible to connect via bus the EK-GPS-1 module (to be ordered separately), that captures the time and the position through the satellite system, ensuring a greater accuracy over time. The backup battery keeps the settings even in case of power failure and can be replaced through the cover (sealable).

## Main features

- Plastic casing
- LCD with backlight (active only with AC power supply)
- Password lockable keyboard
- 450 storable programs (900 events) divisible on 9 channels
- Daily/weekly/monthly/yearly + astronomical programming
- On/off, pulse, holiday, random, night (astronomical) programmes
- Programming resolution 1 minute
- Actions type 1B
- Automatic update of daylight saving time (configurable)
- Connection to bus line with KNX terminal block
- Screw terminal blocks for connecting 230 Vac, output and GPS module
- Lithium backup battery: 3V, CR14250 type (5-years life, replaceable)
- Reinforced insulation between accessible parts (front) and all the other terminals
- Protection degree IP20 (device installed)
- Mounting on 35 mm standard DIN-rail (according to EN 60715)
- 3 modular units (1 UM = 18 mm)

## Technical data

- Power supply: 115 ÷ 230 Vac (-15% ÷ +10%) 50/60 Hz
- Power consumption: 7 VA (2.6 W)

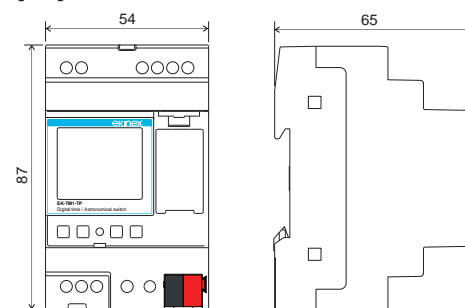
## Output

- 1 monostable switching relay 16(10) A at 250 Vac

## Products included

Delivery includes a terminal block for connection to the bus. The optional module EK-GPS-1 has to be ordered separately.

## Dimensions [mm]



## Order information

| Code      | Package |
|-----------|---------|
| EK-TM1-TP | 1 pcs.  |
| EK-GPS-1  | 1 pcs.  |



## Configuration and commissioning

By means of ETS4 2.0 software (or later versions)  
Application program: **APEKTM1TP##.knxprod**  
(## = version, downloadable from [www.ekinex.com](http://www.ekinex.com))



## Documentation

For more information, see the **STEKTM1TP\_EN.pdf** technical sheet available for download from [www.ekinex.com](http://www.ekinex.com)



EK-TM1-TP

EK-GPS-1





# USB interface

## SYSTEM MODULES

### Description

The Ekinex® USB interface EK-BD1-TP allows a bidirectional data connection between a PC and a KNX bus system. The device handles the addressing, parameter setting, display, protocol management and diagnosis of KNX bus devices. The device integrates a KNX bus communication module and is realized for mounting on a standard 35 mm DIN-rail.

### Main features

- Plastic casing
- LEDs indicators for data transmission on USB and KNX bus status
- Connection to bus line with KNX terminal block
- Connection to PC with USB type B connector
- Installation on 35 mm rail (according to EN 60715)
- 2 modular units (1 MU = 18 mm)
- IP20 protection degree (installed device)
- Weight 100 g

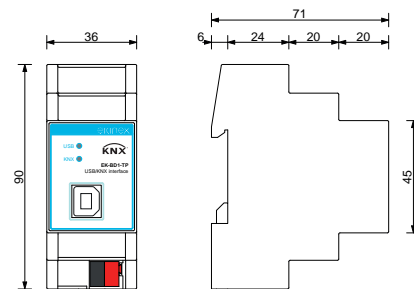
### Technical data

- Power supply (bus side): 30 Vdc SELV, current consumption: max. 10 mA
- Power supply (PC side): from USB, current consumption: max. 20 mA

### Products included

Delivery includes a terminal block for connection to the bus.

### Dimensions [mm]



### Order information

| Code      | Package |
|-----------|---------|
| EK-BD1-TP | 1 pcs.  |



### Configuration and commissioning

Not necessary; the application program **APEKBD1TP##.vd4** (download from [www.ekinex.com](http://www.ekinex.com)) is available for an ETS project.



### Documentation

For more information, see the **STEKBD1TP\_EN.pdf** technical sheet available for download from [www.ekinex.com](http://www.ekinex.com)





# Line / area coupler

SYSTEM MODULES

### Description

The Ekinex® line / area coupler EK-BA1-TP can be used as a line coupler to connect a secondary line to a main line, as an area coupler to connect a main line to a backbone line or as a repeater. The device assures galvanic insulation between the two connected lines and filters the traffic based on installation position or on filter tables in case of group-oriented communications. The frontal LEDs indicate the status of each bus line and facilitate the tracing of communication problems due to bus load or to re-transmission on both lines. The device integrates a KNX bus communication module and is realized for mounting on a standard 35 mm DIN-rail.

### Main features

- Plastic casing
- Frontal programming pushbutton and LED
- LEDs indicators for status of KNX bus lines
- Pushbutton for activating special functions
- Connection to bus lines with KNX terminal blocks
- Installation on 35 mm rail (according to EN 60715)
- 2 modular units (1 MU = 18 mm)
- IP20 protection degree (installed device)
- Weight 100 g

### Technical data

- 30 Vdc power supply by KNX bus
- Current consumption (from main bus line) ca.10 mA

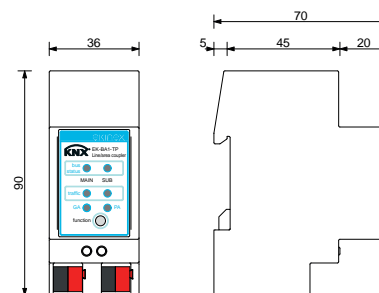
### Functions

- Suppress device configuration on the sub line
- Enable or disable filtering of group messages
- Suppress device oriented messages
- Trace the traffic on the sub line
- Reduced number of retransmissions

### Products included

Delivery includes two terminal blocks for connection to the bus lines.

### Dimensions [mm]



### Order information

| Code      | Package |
|-----------|---------|
| EK-BA1-TP | 1 pcs.  |



### Configuration and commissioning

By means of ETS3 software (or later versions)  
Application program **APEKBA1TP##.vd4** (download from [www.ekinex.com](http://www.ekinex.com))



### Documentation

For more information, see the **STEKBA1TP\_EN.pdf**  
technical sheet available for download from [www.ekinex.com](http://www.ekinex.com)





# IP interface

## SYSTEM MODULES

### Description

The Ekinex® EK-BB1-TP IP interface realizes the bidirectional data connection between a PC or a laptop and a KNX bus system through a LAN network. The IP interface supports the tunneling protocol and allows the addressing, parameter setting, display, protocol management and diagnosis of KNX bus devices with ETS. The device integrates a KNX bus communication module and is realized for mounting on a standard 35 mm DIN-rail. The device is powered by a 8...24 Vac or 12...35 Vdc voltage.

### Main features

- Plastic casing
- Frontal programming pushbutton and LED
- LEDs indicators for status and data traffic of KNX bus line and Ethernet network
- Pushbutton for activating special functions
- Connection to bus line with KNX terminal block
- Connection to an Ethernet network with a RJ45 connector
- Installation on 35 mm rail (according to EN 60715)
- 2 modular units (1 MU = 18 mm)
- IP20 protection degree (installed device)
- Weight 70 g

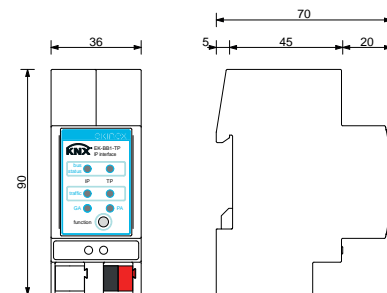
### Technical data

- 30 Vdc power supply by KNX bus
- Current consumption max. 38 mA

### Products included

Delivery includes a terminal block for connection to the bus.

### Dimensions [mm]



### Order information

| Code      | Package |
|-----------|---------|
| EK-BB1-TP | 1 pcs.  |



### Configuration and commissioning

By means of ETS4 2.0 software (or later versions)  
Application programs **APEKBB1TP##.knxprod** (download from [www.ekinex.com](http://www.ekinex.com))



### Documentation

For more information, see the **STEKBB1TP\_EN.pdf** technical sheets available for download from [www.ekinex.com](http://www.ekinex.com)



# IP router

SYSTEM MODULES



### Description

The Ekinex® EK-BC1-TP IP router realizes the bidirectional data connection between a PC or a laptop and a KNX bus system through a LAN network. The IP router supports the tunneling protocol and allows the addressing, parameter setting, display, protocol management and diagnosis of KNX bus devices with ETS. The IP router integrates also the line coupling function; through the device telegrams can be exchanged between KNX TP lines on a TCP / IP backbone line. The device integrates a KNX bus communication module and is realized for mounting on a standard 35 mm DIN-rail. The device is powered by the KNX bus and does not require auxiliary power supply.

### Main features

- Plastic casing
- Frontal programming pushbutton and LED
- LEDs indicators for status and data traffic of KNX bus line and Ethernet network
- Pushbutton for activating special functions
- Connection to bus line with KNX terminal block
- Connection to an Ethernet network with a RJ45 connector
- Installation on 35 mm rail (according to EN 60715)
- 2 modular units (1 MU = 18 mm)
- IP20 protection degree (installed device)
- Weight 70 g

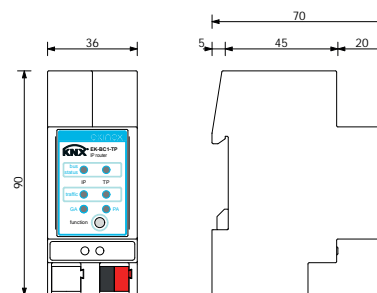
### Technical data

- 30 Vdc power supply by KNX bus
- Current consumption max. 38 mA

### Products included

Delivery includes a terminal block for connection to the bus.

### Dimensions [mm]



### Order information

| Code      | Package |
|-----------|---------|
| EK-BC1-TP | 1 pcs.  |



### Configuration and commissioning

By means of ETS4 2.0 software (or later versions)  
Application programs **APEKBC1TP##.knxprod** (download from [www.ekinex.com](http://www.ekinex.com))









### Documentation

For more information, see the **STEKBC1TP\_EN.pdf** technical sheets available for download from [www.ekinex.com](http://www.ekinex.com)



# Universal interfaces

RAIL AND FLUSH-MOUNTING DEVICES

|   | EK-LM2-TP<br>4 IN   | EK-CC2-TP<br>2 IN / 2 OUT  | EK-CD2-TP<br>4 IN / 4 OUT   | EK-CG2-TP<br>4 IN conf. AI<br>for NTC probes<br>or DI / 4 OUT                       | EK-CE2-TP<br>4 IN conf. / 2 OUT<br>relay 5A   | EK-CF2-TP<br>for load<br>monitoring<br>and control                                  |
|---|---|--|---|---|---|---|
|   |  |  |  |  |  |  |
| Input channels [DI]   | 4   | 2  | 4   | -   | 3   | -   |
| Channels configurable as input [DI] or output [DO] for low-consumption LEDs | -   | -  | -   | -   | -   | -   |
| Input channels configurable as [AI] for NTC probes or [DI]                  | -   | -  | -   | 4   | 1   | -   |
| Input channels for current transformers EK-TA-...                           | -   | -  | -   | -   | -   | 3   |
| Output channels for low-consumption LEDs                                    | -   | 2  | 4   | 4   | -   | -   |
| Output channels relay (5A)  | -   | -  | -   | -   | 2   | -   |
| ON/OFF command of single or grouped loads                                   | -   | •  | •   | •   | •   | -   |
| Dimming command of lighting devices   | -   | •  | •   | •   | •   | -   |
| Actuator command of shutters, blinds, venetians, etc.                       | -   | •  | •   | •   | •   | -   |
| Detection of the status of the indication contacts                          | •   | •  | •   | •   | •   | -   |
| Sending and storing of scenes   | -   | •  | •   | •   | •   | -   |
| Logic functions (AND, OR or XOR), 4 channels                                | •   | •  | •   | •   | •   | •   |
| Room thermostat function  | -   | -  | -   | •   | •   | -   |
| Pulse and actuator counting   | -   | •  | •   | •   | •   | -   |
| Mounting on 35 mm standard DIN rail (EN 60715) through support EK-SMG-35    | •   | •  | •   | •   | •   | •   |



# Configurable logical module

UNIVERSAL INTERFACES

## Description

The configurable logical module Ekinex® EK-LM2-TP is a KNX S-mode device that can be used to perform logic and data processing functions on data exchanged on the KNX bus. The device is suitable for mounting in wall box or on 35 mm rail (EN 60715) with the support EK-SMG-35 included in the delivery. To be used in KNX installations for home and building automation. The device is powered by the KNX bus line with a SELV voltage 30 Vdc and does not require auxiliary power.

## Main features

- Housing in plastic material
- Wall installation in flush mounting box or, with a mounting support, on 35 mm rail (according to EN 60715)
- Protection degree IP20 (installed device)
- Classification climatic 3K5 and mechanical 3M2 (according to EN 50491-2)
- Pollution degree 2 (according to IEC 60664-1)
- Weight 20 g

## Functions

The device implements independent blocks of the below listed types:

- **Logic:** Combines a number of boolean inputs according to logic operations.
- **Arithmetic:** Performs mathematical computations on one or more input values.
- **Range:** Performs a scaling of the input value to a different range of values, or a boundary limit.
- **Mapping:** Translates a set of input values (up to 8 points) to a different set of output values.
- **Conversion:** Converts a KNX communication object to another one with a different KNX data type (DPT).
- **Timer:** Implements a one-shot (monostable) or freerunning (astable) timer, with configurable on- and offdelay times.
- **Compare:** Returns the result of a comparison (equal, larger, smaller etc.) between two input values
- **Multiplexer:** Copies the value of one input object to either 1 of N output objects, or to all objects selected in the output set.

## Order information

| Code      | Version | Package |
|-----------|---------|---------|
| EK-LM2-TP | 4 IN    | 1 pcs.  |

Each function can be configured in different ways by means of parameters in the ETS application. There are several independent instances available for each type of block, therefore the device can be used to fulfill many requirements or to solve a large number of contingencies in the same installation. An additional terminal block allows the connection of up to 4 dry contacts for simple external inputs.

## Power supply

- 30 Vdc power supply by KNX bus
- Current consumption from bus < 10 mA

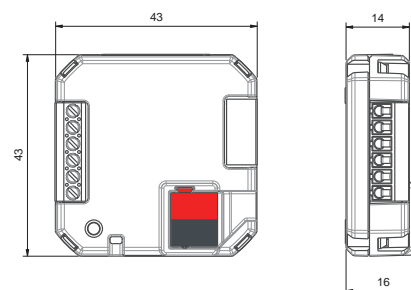
## Products included

Delivery includes a terminal block for connection to the bus.

## Accessories

Support for mounting on a standard 35 mm DIN-rail (code EK-SMG-35) and spring for snapping on the back of Ekinex® wall-mounting devices (code EK-MAR-...) to be ordered separately.

## Dimensions [mm]



## Configuration and commissioning



By means of ETS4 2.0 software (or later versions)  
Application program **APEKLM2TP##.knxprod** (download from [www.ekinex.com](http://www.ekinex.com))



## Documentation

For more information, see the **STEKLM2TP\_EN.pdf** technical sheet available for download from [www.ekinex.com](http://www.ekinex.com)





# Universal interface 2 (4) IN, 2 (4) OUT

UNIVERSAL INTERFACES

## Description

The Ekinex® universal interface is a KNX device which can be used as input and/or output module. The device is equipped with:

- inputs to connect the KNX bus to switches, pushbuttons or classic sensors (normally not communicating on the KNX bus) or any binary signals from other devices, in order to control KNX bus functions;
- control outputs for low consumption LEDs.

The voltage for polling the inputs is supplied within the device. The device integrates a KNX bus communication module and is realized for flush-mounting or for mounting on a standard 35 mm DIN-rail. The device is powered by the KNX bus and does not require auxiliary power supply.

## Main features

- Plastic casing
- Programming pushbutton and LED on the case
- Connection to bus line with KNX terminal block
- Screw terminal blocks for connecting inputs and outputs
- IP20 protection degree (installed device)
- Weight 20 g

## Power supply

- 30 Vdc power supply by KNX bus
- Current consumption from bus < 10 mA

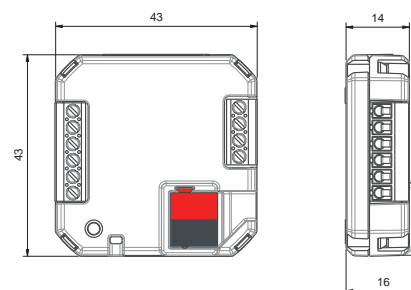
## Products included

Delivery includes a terminal block for connection to the bus.

## Accessories

Support for mounting on a standard 35 mm DIN-rail (code EK-SMG-35) and spring for snapping on the back of Ekinex® wall-mounting devices (code EK-MAR-...) to be ordered separately.

## Dimensions [mm]



## Order information

| Code      | Version      | Package |
|-----------|--------------|---------|
| EK-CC2-TP | 2 IN / 2 OUT | 1 pcs.  |
| EK-CD2-TP | 4 IN / 4 OUT | 1 pcs.  |

## Configuration and commissioning



By means of ETS4 2.0 software (or later versions)  
Application program **APEKCC2TP##.knxprod** (EK-CC2-TP) or  
**APEKCD2TP##.knxprod** (EK-CD2-TP) (download from [www.ekinex.com](http://www.ekinex.com))



## Documentation

For more information, see the **STEKCCD2TP\_EN.pdf** technical sheet available for download from [www.ekinex.com](http://www.ekinex.com)



EK-CC2-TP

EK-CD2-TP



# Universal interface 4 configurable IN, 4 OUT

UNIVERSAL INTERFACES

## Description

The Ekinex® EK-CG2-TP pushbutton interface is a KNX device which can be used as input and/or output module. The device is equipped with 4 configurable inputs and 4 control outputs for low consumption LEDs.

Inputs can be independently configured to connect the KNX bus to:

- switches, pushbuttons, classic sensors (normally not communicating on the KNX bus ) or any binary signals from other devices, in order to control KNX bus functions;
- passive temperature sensors (NTC 10 kΩ at 25°C). The environment air mass temperature value, measured by those sensors, can be sent onto the bus or be used to control a room or zone temperature through the integrated thermostat function.

The voltage for polling the inputs is supplied within the device. The device integrates a KNX bus communication module and is realized for flush-mounting or for mounting on a standard 35 mm DIN-rail. The device is powered by the KNX bus and does not require auxiliary power supply.

## Main features

- Plastic casing
- Programming pushbutton and LED on the case
- Connection to bus line with KNX terminal block
- Screw terminal blocks for connecting inputs and outputs
- IP20 protection degree (installed device)
- Weight 20 g

## Power supply

- 30 Vdc power supply by KNX bus
- Current consumption from bus < 10 mA

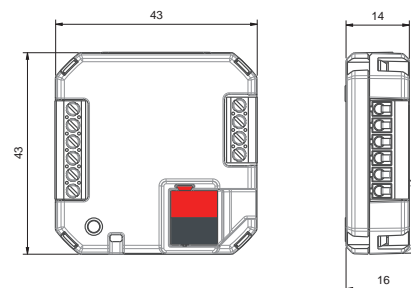
## Products included

Delivery includes a terminal block for connection to the bus. The NTC temperature sensors (page 173) for those channels configured as [AI] must be ordered separately.

## Accessories

Support for mounting on a standard 35 mm DIN-rail (code EK-SMG-35) and spring for snapping on the back of Ekinex® wall-mounting devices (code EK-MAR-...) to be ordered separately.

## Dimensions [mm]



## Order information

| Code      | Version      | Package |
|-----------|--------------|---------|
| EK-CG2-TP | 4 IN / 4 OUT | 1 pcs.  |



## Configuration and commissioning

By means of ETS4 2.0 software (or later versions)  
Application program **APEKCG2TP##.knxprod** (download from [www.ekinex.com](http://www.ekinex.com))



## Documentation

For more information, see the **STEKCG2TP\_EN.pdf** technical sheet available for download from [www.ekinex.com](http://www.ekinex.com)







# Universal interface 4 IN, 2 OUT (relay 5A)

UNIVERSAL INTERFACES

## Description

The Ekinex® universal interface is a KNX device which can be used as input and/or output module. The device is equipped with:

- 4 inputs to connect the KNX bus to switches, pushbuttons or classic sensors (normally not communicating on the KNX bus) or any binary signals from other devices, in order to control KNX bus functions. In addition, one input is configurable as analog to connect a NTC temperature sensor (10 kΩ a 25 °C);
- 2 5A relay outputs to be used as electrical load control (independent) or paired for shutter and blind actuator control.

The voltage for polling the inputs is supplied within the device. The device integrates a KNX bus communication module and is realized for flush-mounting or for mounting on a standard 35 mm DIN-rail. The device is powered by the KNX bus and does not require auxiliary power supply.

## Main features

- Plastic casing
- Programming pushbutton and LED on the case
- Connection to bus line with KNX terminal block
- Screw terminal blocks for connecting inputs and outputs
- IP20 protection degree (installed device)
- Weight 35 g

## Power supply

- 30 Vdc power supply by KNX bus
- Current consumption from bus < 10 mA

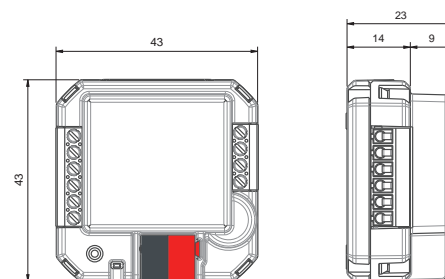
## Products included

Delivery includes a terminal block for connection to the bus. The NTC temperature sensors (page 173) for those channels configured as [AI] must be ordered separately.

## Accessories

Support for mounting on a standard 35 mm DIN-rail (code EK-SMG-35) and spring for snapping on the back of Ekinex® wall-mounting devices (code EK-MAR-...) to be ordered separately.

## Dimensions [mm]



## Order information

| Code      | Package |
|-----------|---------|
| EK-CE2-TP | 1 pcs.  |



## Configuration and commissioning

By means of ETS4 2.0 software (or later versions)  
Application program **APEKCE2TP##.knxprod**  
(download from [www.ekinex.com](http://www.ekinex.com))



## Documentation

For more information, see the **STEKCE2TP\_EN.pdf** technical sheet  
available for download from [www.ekinex.com](http://www.ekinex.com)





# Load monitoring and control interface

UNIVERSAL INTERFACES

## Description

The Ekinex® EK-CF2-TP interface for load monitoring and control is a KNX device which can be used to:

- measure the instantaneous current absorbed by (up to) three single-phase or one three-phase electrical circuits;
- control electrical loads with priority disconnection and reconnection.

The current measurement is performed by means of max three Ekinex® EK-TA-... current transformers. The device is powered by the KNX bus and does not require auxiliary power supply. Flush-mounting or mounting on a standard 35 mm DIN-rail by means of a support included in the delivery.

## Main features

- Plastic casing
- Programming pushbutton and LED on the case
- Connection to bus line with KNX terminal block
- Connection to current transformers by means of a 6-wire screw terminal block
- IP20 protection degree (installed device)
- Weight 20 g

## Functional characteristics

- Connection to current transformers EK-TA-... by means of 3 physical inputs
- Possibility to measure (up to) three single-phase or one three-phase lines;
- Possibility to receive power values from bus
- 8 general purpose power thresholds
- 4 4-channel logic functions (AND, OR or XOR)

## Load monitoring

- Direct measurement of instantaneous current by means of transformers EK-TA-...
- Calculation of instantaneous power
- Total electricity metering
- Sending on the bus of measured current, power and energy values

## Order information

| Code      | Package |
|-----------|---------|
| EK-CF2-TP | 1 pcs.  |

## Load control

- Possibility to independently handle up to 8 loads for each channel
- Configurable power threshold for load control and related hysteresis
- Sending on the bus of an indication when the threshold is reached
- Possibility to exclude loads from the bus
- Disconnection and reconnection delay independently configurable for each channel

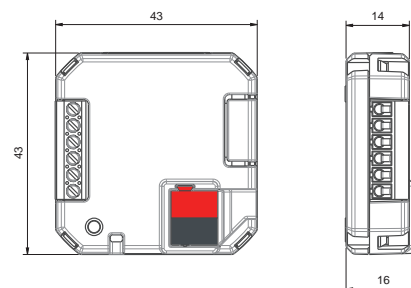
## Power supply

- 30 Vdc power supply by KNX bus
- Current consumption from bus < 10 mA

## Products included

Delivery includes a terminal block for connection to the bus and a support for mounting on a standard 35 mm DIN-rail. Current transformers EK-TA-... (page 151) must be ordered separately.

## Dimensions [mm]



## Configuration and commissioning

By means of ETS4 2.0 software (or later versions)  
Application program **APEKCF2TP##.knxprod**  
(download from [www.ekinex.com](http://www.ekinex.com))



## Documentation

For more information, see the **STEKCF2TP\_EN.pdf** technical sheet available for download from [www.ekinex.com](http://www.ekinex.com)





# Current transformer (TA) for EK-CF2-TP interface

ACCESSORIES FOR UNIVERSAL INTERFACES

## Description

Current transformer (TA) to used in combination with an Ekinex® EK-CF2-TP load monitoring and control interface.

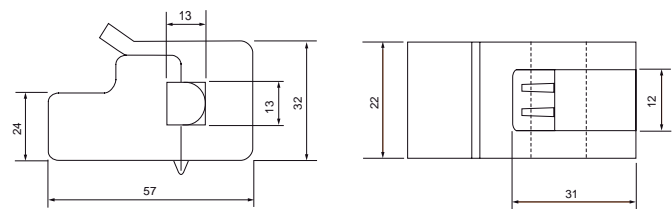
## Main features

- Plastic casing
- Ferrite core
- 1,5 m connecting cable with free ends
- Weight: 55 g

## Technical data

- Nominal voltage: 0...1 Vac
- Precision:  $\pm 1\%$
- Linearity:  $\leq 0,2\%$
- Operation frequency: 50...1KHz
- Dielectric resistance (50 Hz, 1 min): 3 KV
- Fire resistance: UL 94-V0

## Dimensions [mm]



## Order information

| Code      | Nominal current [A] | Package |
|-----------|---------------------|---------|
| EK-TA-05A | 0...5               | 1 pcs.  |
| EK-TA-20A | 0...20              | 1 pcs.  |
| EK-TA-30A | 0...30              | 1 pcs.  |
| EK-TA-40A | 0...40              | 1 pcs.  |
| EK-TA-50A | 0...50              | 1 pcs.  |
| EK-TA-60A | 0...60              | 1 pcs.  |



## Configuration and commissioning

The device does not require any configuration. The used version must be set in the application program of the EK-CF2-TP interface.



## Documentation

For more information, see the **STEKTA\_EN.pdf** technical sheet available for download from [www.ekinex.com](http://www.ekinex.com)





## Support for DIN-rail mounting



ACCESSORIES FOR UNIVERSAL INTERFACES

### Description

Support for mounting universal interfaces (except EK-CB2-TP) on a standard 35 mm DIN-rail.

#### Order information

| Code        | Package |
|-------------|---------|
| EK-SMG-35-1 | 1 pcs.  |
| EK-SMG-35-5 | 5 pcs.  |



## Spring for snapping on wall-mounting devices

ACCESSORIES FOR UNIVERSAL INTERFACES

### Description

Spring for snapping universal interfaces (except EK-CB2-TP) on the back of Ekinex® wall-mounting devices.

#### Order information

| Code     | Package |
|----------|---------|
| EK-MAR-1 | 1 pcs.  |
| EK-MAR-5 | 5 pcs.  |



# Inputs

## RAIL-MOUNTING DEVICES

EK-CA1-TP  
8-fold  
binary input



|  |   |
|--|---|
| ON / OFF switching of individual loads or groups of loads      | • |
| Dimming control for lighting devices                           | • |
| Operating control for shutters and roller blinds               | • |
| Detecting the status of signaling contacts                     | • |
| Recalling and saving of scenes                                 | • |
| Pushbutton for toggling between manual and automatic operation | • |
| Pushbuttons for forced operation of the inputs                 | • |
| Counting of impulses and switching cycles                      | • |
| Mounting on standard 35 mm rail (EN 60715)                     | • |



# 8-fold binary input

INPUTS

### Description

The Ekinex® EK-CA1-TP binary input has 8 independent input channels for connecting to the KNX bus commands and sensors of traditional type, having potential-free contacts. Thanks to the binary input, it is possible to command and control bus functions with standard switches, pushbuttons or sensors (not natively communicating with the KNX bus) or binary signals made available by other devices. The query voltage of input channels is produced within the device. The device integrates a KNX bus communication module and is realized for mounting on a standard 35 mm DIN-rail. The device is supplied by the KNX bus and does not require auxiliary power supply.

### Main features

- Plastic casing
- Frontal programming pushbutton and LED
- Membrane keyboard with LED's for status indication
- Pushbutton for switching operating mode (normal / programming)
- Connection to bus line with KNX terminal block
- Connection of inputs with screw terminals
- Installation on 35 mm rail (according to EN 60715)
- 4 modular units (1 MU = 18 mm)
- IP20 protection degree (installed device)
- Weight 145 g

### Technical data

#### Power supply

- Voltage 30 Vdc by KNX bus
- Current consumption from bus < 13 mA
- Power on bus 320 mW

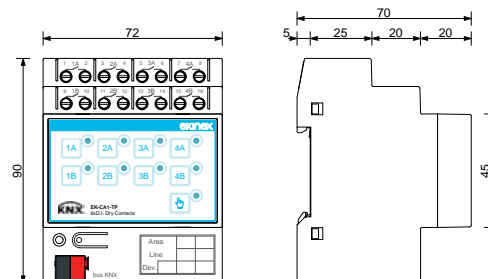
#### Inputs

- Number: 8
- Query voltage: < 11 V
- Query current: < 5 mA

### Products included

Delivery includes a terminal block for connection to the bus.

### Dimensions [mm]



### Order information

| Code      | Package |
|-----------|---------|
| EK-CA1-TP | 1 pcs.  |



### Configuration and commissioning

By means of ETS4 2.0 software (or later versions)  
Application program **APEKCA1TP##.knxprod**  
(download from [www.ekinex.com](http://www.ekinex.com))



### Documentation

For more information, see the **STEKCA1TP\_EN.pdf**  
technical sheet available for download from [www.ekinex.com](http://www.ekinex.com)



# Actuators

## RAIL-MOUNTING DEVICES

EK-FA1-TP  
4-fold  
binary output

EK-FB1-TP  
8-fold  
binary output

EK-FE1-TP  
8-fold  
binary output / 4-fold  
blind actuator

EK-FF1-TP  
16-fold  
binary output / 8-fold  
blind actuator



|   | EK-FA1-TP<br>4-fold<br>binary output | EK-FB1-TP<br>8-fold<br>binary output | EK-FE1-TP<br>8-fold<br>binary output / 4-fold<br>blind actuator | EK-FF1-TP<br>16-fold<br>binary output / 8-fold<br>blind actuator |
|---|--------------------------------------|--------------------------------------|---|--|
| ON / OFF switching of individual loads or groups of loads                       | •                                    | •                                    | •   | •  |
| Configurable as normally open or normally closed switch                         | •                                    | •                                    | •   | •  |
| Logical gates and forced mode for each channel                                  | •                                    | •                                    | •   | •  |
| Manual control by membrane pushbuttons  | -                                    | -                                    | •   | •  |
| Manual control by levers (also without bus voltage)                             | •                                    | •                                    | -   | -  |
| Status feedback of output channels through the position of the levers           | •                                    | •                                    | -   | -  |
| Status feedback of output channels through LEDs                                 | -                                    | -                                    | •   | •  |
| Switching pushbutton manual / automatic mode                                    | -                                    | -                                    | •   | •  |
| Block function for each channel   | -                                    | -                                    | •   | •  |
| Auxiliary power supply  | -                                    | -                                    | •   | •  |
| Time scheduling: switching delay for on and off, staircase lighting function    | •                                    | •                                    | •   | •  |
| Management of scenarios   | •                                    | •                                    | •   | •  |
| Operating hours counter configurable via bus                                    | •                                    | •                                    | •   | •  |
| Shutters / blinds operation mode  | -                                    | -                                    | •   | •  |
| Automatic control for protection against direct sunlight                        | -                                    | -                                    | •   | •  |
| Automatic control for protection against weather conditions (rain, wind, frost) | -                                    | -                                    | •   | •  |
| Mounting on standard 35 mm rail (EN 60715)                                      | •                                    | •                                    | •   | •  |



## 4-fold binary output ACTUATORS

### Description

The Ekinex® EK-FA1-TP binary output allows to command 4 groups of loads independently; to this purpose, the device has outputs fitted with potential-free relays. The device's latching relays guarantee the upkeep of command status even in the case of bus power failures. The front levers indicate the status of each output channel and, in case of emergency, allow manual command (by means of a tool) of the loads. The device integrates a KNX bus communication module and is realized for mounting on a standard 35 mm DIN-rail. The device is supplied by the KNX bus and does not require auxiliary power supply.

### Main features

- Plastic casing
- Frontal programming pushbutton and LED
- Connection to bus line with KNX terminal block
- Connection of outputs with screw terminals
- Overvoltage class III (according to EN 60664-1)
- Classification climatic 3K5 and mechanical 3M2 (according to EN 50491-2)
- Pollution degree 2 (according to IEC 60664-1)
- Installation on 35 mm rail (according to EN 60715)
- 4 modular units (1 MU = 18 mm)
- IP20 protection degree (installed device)
- Weight 205 g

### Technical data

#### Power supply

- 30 Vdc voltage by KNX bus
- Current consumption from bus < 12 mA
- Power from bus 360 mW

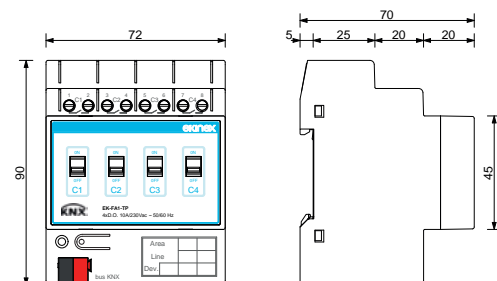
#### Outputs

- 4 latch relays
- Nominal voltage ( $U_n$ ): 100-230Vac, 50/60Hz
- Nominal current ( $I_n$ ): max 10 A (both @100Vac and @230Vac)
- Switched power: 1000W @100Vac - 2200 W @230Vac

### Products included

Delivery includes a terminal block for connection to the bus.

### Dimensions [mm]



### Order information

| Code      | Package |
|-----------|---------|
| EK-FA1-TP | 1 pcs.  |



### Configuration and commissioning

By means of ETS4 2.0 software (or later versions)  
Application program **APEKFA1TP##.knxprod**  
(download from [www.ekinex.com](http://www.ekinex.com))



### Documentation


For more information, see the **STEKFA1TP\_EN.pdf**  
technical sheet available for download from [www.ekinex.com](http://www.ekinex.com)





## 8-fold binary output

### ACTUATORS



#### Description

The Ekinex® EK-FB1-TP binary output allows to command 8 groups of loads independently; to this purpose, the device has outputs fitted with potential-free relays. The device's latching relays guarantee the upkeep of command status even in the case of bus power failures. The front levers indicate the status of each output channel and, in case of emergency, allow manual command (by means of a tool) of the loads. The device integrates a KNX bus communication module and is realized for mounting on a standard 35 mm DIN-rail. The device is supplied by the KNX bus and does not require auxiliary power supply

#### Main features

- Plastic casing
- Frontal programming pushbutton and LED
- Connection to bus line with KNX terminal block
- Connection of outputs with screw terminals
- Overvoltage class III (according to EN 60664-1)
- Classification climatic 3K5 and mechanical 3M2 (according to EN 50491-2)
- Pollution degree 2 (according to IEC 60664-1)
- Installation on 35 mm rail (according to EN 60715)
- 8 modular units (1 MU = 18 mm)
- IP20 protection degree (installed device)
- Weight 385 g

#### Technical data

##### Power supply

- 30 Vdc voltage by KNX bus
- Current consumption from bus < 12 mA
- Power from bus 360 mW

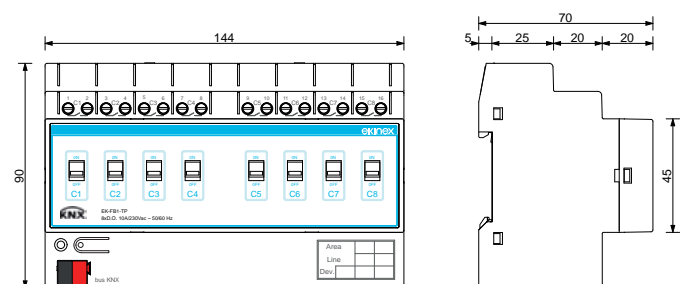
##### Outputs

- 4 latch relays
- Nominal voltage ( $U_n$ ): 100-230Vac, 50/60Hz
- Nominal current ( $I_n$ ): max 10 A (both @100Vac and @230Vac)
- Switched power: 1000W @100Vac - 2200 W @230Vac

#### Products included

Delivery includes a terminal block for connection to the bus.

#### Dimensions [mm]



#### Order information

| Code      | Package |
|-----------|---------|
| EK-FB1-TP | 1 pcs.  |

#### Configuration and commissioning



By means of ETS4 2.0 software (or later versions)  
Application program **APEKFB1TP##.knxprod**  
(download from [www.ekinex.com](http://www.ekinex.com))



#### Documentation

For more information, see the **STEKFB1TP\_EN.pdf**  
technical sheet available for download from [www.ekinex.com](http://www.ekinex.com)





# 8-fold binary output/ 4-fold blind actuator

ACTUATORS

## Description

The Ekinex® EK-FE1-TP binary output / blind actuator allows to command 8 groups of loads or control 4 drives for motorised blinds independently. The device is fitted with membrane pushbuttons for manual command (even in the absence of bus power) and LED's for status indication; a pushbutton allows to switch between automatic and manual operation modes. The device integrates a KNX bus communication module and is realized for mounting on a standard 35 mm DIN-rail. The device is supplied by the KNX bus and requires an additional 230 Vac power supply to operate.

## Main features

- Plastic casing
- Frontal programming pushbutton and LED
- Membrane keyboard with LED's for status indication
- Pushbutton for switching operating mode (normal / programming)
- Connection to bus line with KNX terminal block
- Connection of outputs and 230 Vac power supply with screw terminals
- Overvoltage class III (according to EN 60664-1)
- Classification climatic 3K5 and mechanical 3M2 (according to EN 50491-2)
- Pollution degree 2 (according to IEC 60664-1)
- Installation on 35 mm rail (according to EN 60715)
- 4 modular units (1 MU = 18 mm)
- IP20 protection degree (installed device)
- Weight 315 g

## Technical data

### Power supply

- Voltage auxiliary 100-230 Vac 50/60 Hz
- Voltage control section 30 Vdc by KNX bus
- Current consumption from bus < 10 mA
- Power on bus < 240 mW

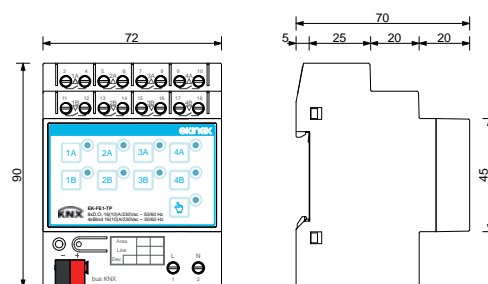
### Outputs

- Number: 8 or 4 independent channels (depending on device use)
- Nominal voltage ( $U_n$ ): 100-230 Vac 50/60Hz
- Nominal current ( $I_n$ ): max 16 (10) A (both @100Vac and @230Vac)
- Max. switched power: max 4000 VA @250Vac

## Products included

Delivery includes a terminal block for connection to the bus.

## Dimensions [mm]



## Order information

| Code      | Package |
|-----------|---------|
| EK-FE1-TP | 1 pcs.  |



## Configuration and commissioning


By means of ETS4 2.0 software (or later versions)  
Application program **APEKFE1TP##.knxprod**  
(download from [www.ekinex.com](http://www.ekinex.com))



## Documentation

For more information, see the **STEKFE1TP\_EN.pdf**  
technical sheet available for download from [www.ekinex.com](http://www.ekinex.com)





# 16-fold binary output/ 8-fold blind actuator

ACTUATORS

## Description

The Ekinex® EK-FF1-TP binary output / blind actuator allows to command 16 groups of loads or control 8 drives for motorised blinds independently. The device is fitted with membrane pushbuttons for manual command (even in the absence of bus power) and LED's for status indication; a pushbutton allows to switch between automatic and manual operation modes. The device integrates a KNX bus communication module and is realized for mounting on a standard 35 mm DIN-rail. The device is supplied by the KNX bus and requires an additional 230 Vac power supply to operate.

## Main features

- Plastic casing
- Frontal programming pushbutton and LED
- Membrane keyboard with LED's for status indication
- Pushbutton for switching operating mode (normal / programming)
- Connection to bus line with KNX terminal block
- Connection of outputs and 230 Vac power supply with screw terminals
- Overvoltage class III (according to EN 60664-1)
- Classification climatic 3K5 and mechanical 3M2 (according to EN 50491-2)
- Pollution degree 2 (according to IEC 60664-1)
- Installation on 35 mm rail (according to EN 60715)
- 8 modular units (1 MU = 18 mm)
- IP20 protection degree (installed device)
- Weight 595 g

## Technical data

### Power supply

- Voltage auxiliary 100-230 Vac 50/60 Hz
- Voltage control section 30 Vdc by KNX bus
- Current consumption from bus < 10 mA
- Power on bus < 240 mW

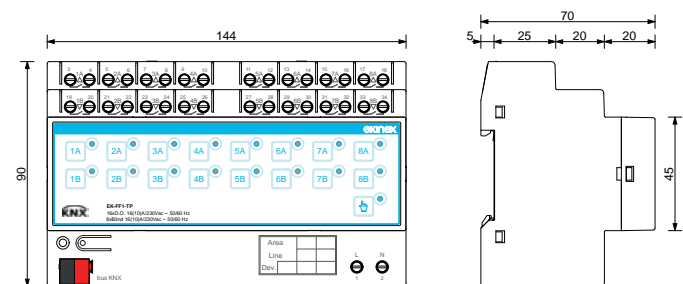
### Outputs

- Number: 16 or 8 independent channels (depending on device use)
- Nominal voltage ( $U_n$ ): 100-230 Vac 50/60Hz
- Nominal current ( $I_n$ ): max 16 (10) A (both @100Vac and @230Vac)
- Max. switched power: max 4000 VA @250Vac

## Products included

Delivery includes a terminal block for connection to the bus.

## Dimensions [mm]



## Order information

| Code      | Package |
|-----------|---------|
| EK-FF1-TP | 1 pcs.  |



## Configuration and commissioning

By means of ETS4 2.0 software (or later versions)  
Application program **APEKFF1TP##.knxprod**  
(download from [www.ekinex.com](http://www.ekinex.com))



## Documentation

For more information, see the **STEKFF1TP\_EN.pdf**  
technical sheet available for download from [www.ekinex.com](http://www.ekinex.com)



# I/O modules


RAIL-MOUNTING DEVICES

EK-HU1-TP  
Input/output module  
for office applications

EK-HO1-TP  
Input/output module  
for hotel applications



|  |   |   |
|--|---|---|
| 30 Vdc power supply from bus                                   | • | • |
| Auxiliary power supply 230 Vac 50/60 Hz                        | • | • |
| Analog Inputs  | 1 | 1 |
| Freely programmable inputs as analogue or binary inputs        | 1 | 1 |
| Binary inputs  | 3 | 9 |
| Relay outputs 5 (3) A  | 2 | 4 |
| Relay outputs 5 (3) A, for fan control                         | 3 | 3 |
| Relay outputs 16 (10) A, for heating and cooling valve control | - | 2 |
| Relay outputs for electric lock control                        | 1 | 1 |
| Relay outputs 16 (10) A  | - | 6 |
| 0-10 Vdc output  | 1 | 1 |
| Membrane keypad for manual control of outputs                  | • | • |
| Function for ON/OFF lighting control                           | 1 | 6 |
| Function for roller shutters / awnings control                 | 1 | 2 |
| Function for electric strike control                           | - | • |
| Temperature control function                                   | • | • |
| Switch-off scenarios and courtesy lights function              | - | • |
| Logical functions  | • | • |



# Input/output module for office applications

I/O MODULES

## Description

The Ekinex® EK-HU1-TP module allows to manage all functions of an office or a open-space zone: lighting, temperature control, shades and input/output indications. The device is equipped with membrane keys for manual control and status indication LEDs; a pushbutton allows to switch mode from automatic to manual and vice versa. The device integrates a KNX bus communication module and is intended for mounting on a 35 mm standard DIN-rail. It is supplied by the KNX bus; in order to be operational it also requires a 230 Vac voltage.

## Main features

- Plastic casing
- Frontal programming pushbutton and LED
- Membrane keypad with LED indication of the input status
- Pushbutton for automatic/manual mode switch
- Connection to bus line with KNX terminal block
- Screw terminal blocks for connecting inputs, outputs and 230 Vac power supply
- 3K5 climatic and 3M2 mechanic classification (according to EN 50491-2)
- Overvoltage class III (according to EN 60664-1)
- Pollution level 2 (according to IEC 60664-1)
- Mounting on 35 mm standard DIN-rail (according to EN 60715)
- 8 modular units (1 UM = 18 mm)
- Protection degree IP20 (device installed)
- Weight 595 g

## Technical data

### Power supply

- Load power supply 230 Vac 50/60 Hz; electrical lock 12-24 V
- Power supply (electronics) 30 Vdc via KNX bus
- Current consumption by bus < 10 mA
- Power on bus < 240 mW

## Inputs

- 1 analog for NTC temperature sensor (thermostat function)
- 4 digital

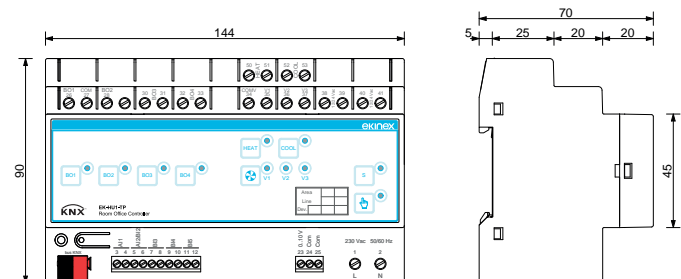
## Outputs

- 10 digital of which:
  - 3 general purpose
  - 2 (paired) for blind or shade control
  - 5 fancoil: 3 for fan speed (3 speeds) and 2 for controlling electrothermal actuators on hot/cold valves
- 1 analog 0-10V for fan speed control

## Products included

Delivery includes a terminal block for connection to the bus.

## Dimensions [mm]




## Order information

| Code      | Package |
|-----------|---------|
| EK-HU1-TP | 1 pcs.  |

## Configuration and commissioning




By means of ETS4 2.0 software (or later versions)  
Application program: **APEKHU1TP##.knxprod**  
(## = version, downloadable from [www.ekinex.com](http://www.ekinex.com))



## Documentation

For more information, see the **STEKHU1TP\_EN.pdf** technical sheet available for download from [www.ekinex.com](http://www.ekinex.com)





# Input/output module for hotel applications

I/O MODULES

## Description

The Ekinex® EK-H01-TP module allows to manage all functions of a hotel room: lighting, temperature control, shades and input/output indications. The device is equipped with membrane keys for manual control and status indication LEDs; a pushbutton allows to switch mode from automatic to manual and vice versa. The device integrates a KNX bus communication module and is intended for mounting on a 35 mm standard DIN-rail. It is supplied by the KNX bus; in order to be operational it also requires a 230 Vac voltage.

## Main features

- Plastic casing
- Frontal programming pushbutton and LED
- Membrane keypad with LED indication of the input status
- Pushbutton for automatic/manual mode switch
- Connection to bus line with KNX terminal block
- Screw terminal blocks for connecting inputs, outputs and 230 Vac power supply
- 3K5 climatic and 3M2 mechanic classification (according to EN 50491-2)
- Overvoltage class III (according to EN 60664-1)
- Pollution level 2 (according to IEC 60664-1)
- Mounting on 35 mm standard DIN-rail (according to EN 60715)
- 8 modular units (1 UM = 18 mm)
- Protection degree IP20 (device installed)
- Weight 595 g

## Technical data

### Power supply

- Load power supply 230 Vac 50/60 Hz: electrical lock 12-24 V
- Power supply (electronics) 30 Vdc via KNX bus
- Current consumption by bus < 10 mA
- Power on bus < 240 mW

## Inputs

- 1 analog for NTC temperature sensor (thermostat function)
- 1 configurable as analog or digital
- 10 digital of which:
  - 4 general purpose
  - 2 door or window opening contact
  - 1 pushbutton with pulling call for assistance/emergency
  - 1 badge contact
  - 2 pushbuttons «Do not disturb» e «Please make room»

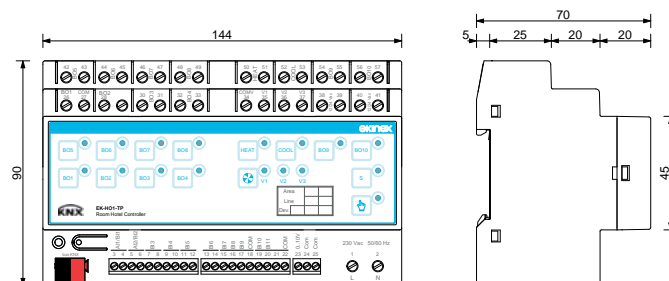
## Outputs

- 15 digital of which:
  - 3 general purpose
  - 3 for indications: «guest in the room», «room assigned», busy room or emergency»
  - 2 (paired) for blind or shade control
  - 1 for courtesy light control
  - 5 for fancoil: 3 for fan speed (3 speeds) and 2 for controlling electrothermal actuators on hot/cold valves
  - 1 digital room contactor and auxiliaries
- 1 powered at 12/24 Vac for controlling an electric lock
- 1 analog 0-10 V for fan speed control

## Products included

Delivery includes a terminal block for connection to the bus.

## Dimensions [mm]



## Order information

| Code      | Package |
|-----------|---------|
| EK-H01-TP | 1 pcs.  |



## Configuration and commissioning

By means of ETS4 2.0 software (or later versions)  
Application program: **APEKH01TP##.knxprod**  
(## = version, downloadable from [www.ekinex.com](http://www.ekinex.com))



## Documentation

For more information, see the **STEKH01TP\_EN.pdf** technical sheet available for download from [www.ekinex.com](http://www.ekinex.com)



# Dimmers

## RAIL-MOUNTING DEVICES

EK-GA1-TP  
2-fold dimming  
actuator



EK-GC1-TP  
4-fold RGBW LED  
dimmer



EK-GF1-TP  
4-fold 0-10 V  
actuator



|  | EK-GA1-TP<br>2-fold dimming<br>actuator | EK-GC1-TP<br>4-fold RGBW LED<br>dimmer | EK-GF1-TP<br>4-fold 0-10 V<br>actuator |
|--|---|--|--|
| ON/OFF switching of single or groups of lighting device                      | •                                       | •                                      | •                                      |
| Brightness regulation and adjusting the light intensity                      | •                                       | •                                      | •                                      |
| Logical gates and forced mode for each channel                               | •                                       | •                                      | •                                      |
| Manual control by membrane pushbuttons                                       | •                                       | •                                      | •                                      |
| Status feedback of output channels through LEDs                              | •                                       | •                                      | •                                      |
| Block function for each channel  | •                                       | •                                      | •                                      |
| Without auxiliary power supply   | •                                       | •                                      | •                                      |
| Time scheduling: switching delay for on and off, staircase lighting function | •                                       | •                                      | •                                      |
| Integration in scenarios   | •                                       | •                                      | •                                      |
| Operating hours counter configurable via bus                                 | •                                       | •                                      | •                                      |
| Fade adjustable ramps  | •                                       | •                                      | •                                      |
| RGB / HSV operating mode   | -                                       | •                                      | •                                      |
| Mounting on standard 35 mm rail (EN 60715)                                   | •                                       | •                                      | •                                      |



## 2-fold dimming actuator

DIMMERS

### Description

The Ekinex® EK-GA1-TP dimming actuator allows to command and regulate the light intensity of 2 groups of lighting devices. The device is suitable for the control of resistive, inductive and capacitive loads powered with 230 Vac. Different types of loads can be connected to different channels. The device is fitted with membrane pushbuttons for manual command and LEDs for status indication; a pushbutton allows the switching between automatic or manual operation modes. The device integrates a KNX bus communication module and is realised for mounting on a standard 35 mm DIN-rail. The device is powered by the KNX bus and requires an additional 230 Vac power supply to operate the loads.

### Main features

- Plastic casing
- Frontal programming pushbutton and LED
- Membrane keyboard with LEDs for status indication of outputs
- Pushbutton for switching operating mode (normal / programming)
- Connection to bus line with KNX terminal block
- Connection of outputs and 230 Vac power supply with screw terminals
- Installation on 35 mm rail (according to EN 60715)
- 4 modular units (1 MU = 18 mm)
- IP20 protection degree (installed device)
- Weight 160 g

### Technical data

#### Power supply

- Voltage (loads): 230 Vac 50/60 Hz
- Voltage (electronics): 30 Vdc by KNX bus
- Current consumption from bus: < 13 mA
- Max. power from bus: 320 mW

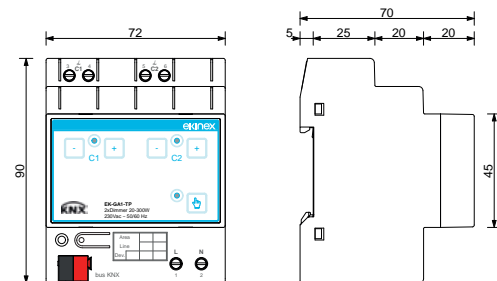
#### Outputs

- Number: 2
- Max. controlled power: 300 W
- Min. controlled power: 10 W

### Products included

Delivery includes a terminal block for connection to the bus.

### Dimensions [mm]



### Order information

| Code      | Package |
|-----------|---------|
| EK-GA1-TP | 1 pcs.  |



### Configuration and commissioning

By means of ETS4 2.0 software (or later versions)  
Application program **APEKGA1TP##.knxprod**  
(download from [www.ekinex.com](http://www.ekinex.com))



### Documentation

For more information, see the **STEKGA1TP\_EN.pdf**  
technical sheet available for download from [www.ekinex.com](http://www.ekinex.com)







# 4-fold RGBW LED dimmer

DIMMERS

## Description

The Ekinex® EK-GC1-TP 4-fold RGBW LED dimmer allows to regulate independently the light intensity emitted by 4 LED strips at 12/24 Vdc or, alternatively, to regulate the light intensity and the colour emitted by a RGB or RGBW LED strip. The device is suitable for use with LED strips powered at constant voltage. The selection of the colour can be made optionally in HSV or RGB mode. Scenarios, predefined sequences, sequence repetition and random functions are available; the dimming speed and the holding time are programmable. The device is fitted with membrane pushbuttons for manual command and LEDs for status indication; a pushbutton allows the switching between automatic or manual operation modes. The device integrates a KNX bus communication module and is realised for mounting on a standard 35 mm DIN-rail. The device is powered by the KNX bus and requires an additional 12...30 Vdc to supply the controlled loads.

## Main features

- Plastic casing
- Frontal programming pushbutton and LED
- Membrane keyboard with LEDs for status indication of outputs
- Pushbutton for switching operating mode (normal / programming)
- CH pushbutton for individual or simultaneous channels control
- HSV / RGB pushbutton colour control mode
- Auxiliary dry contact to disconnect load power supply during standby
- Connection to bus line with KNX terminal block
- Connection of outputs and 12-30 Vdc power supply with screw terminals
- Installation on 35 mm rail (according to EN 60715)
- 4 modular units (1 MU = 18 mm)
- IP20 protection degree (installed device)

## Technical data

### Power supply

- Voltage (strip LED): max 30 Vdc, 16 A
- Voltage (control): 30 Vdc by KNX bus

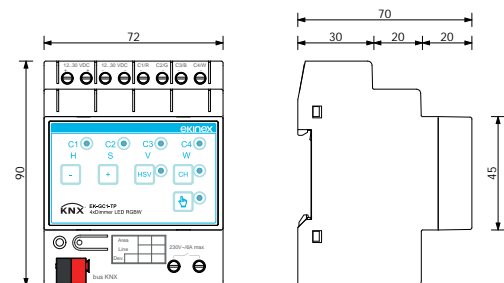
### Outputs

- Number: 4
- Load current for each channel: 4 A

## Products included

Delivery includes a terminal block for connection to the bus.

## Dimensions [mm]



## Order information

| Code      | Package |
|-----------|---------|
| EK-GC1-TP | 1 pcs.  |

## Configuration and commissioning



By means of ETS4 2.0 software (or later versions)  
Application program **APEKGC1TP##.knxprod**  
(download from [www.ekinex.com](http://www.ekinex.com))



## Documentation

For more information, see the **STEKGC1TP\_EN.pdf**  
technical sheet available for download from [www.ekinex.com](http://www.ekinex.com)





# 4-fold 0-10 V actuator

DIMMERS

## Description

The Ekinex® 4-fold 0-10 V actuator EK-GF1-TP can be used as 0-10 V control output device or, alternatively, for controlling dimmerable LED power supply units. When used for LED controlling, the selection of the colour can be made optionally in HSV or RGB mode. Scenarios, predefined sequences, sequence repetition and random functions are available; the dimming speed and the holding time are programmable. The device is fitted with membrane pushbuttons for manual command and LEDs for status indication; a pushbutton allows the switching between automatic or manual operation modes. The device integrates a KNX bus communication module and is realised for mounting on a standard 35 mm DIN-rail. The device is powered by the KNX bus.

## Main features

- Plastic casing
- Frontal programming pushbutton and LED
- Membrane keyboard with LEDs for status indication of outputs
- Pushbutton for switching operating mode (normal / programming)
- CH pushbutton for individual or simultaneous channels control
- HSV / RGB pushbutton colour control mode
- Connection to bus line with KNX terminal block
- Connection of outputs with screw terminals
- Installation on 35 mm rail (according to EN 60715)
- 4 modular units (1 MU = 18 mm)
- IP20 protection degree (installed device)

## Technical data

### Power supply

- Voltage (control): 30 Vdc by KNX bus
- Rated output stage supply voltage: 100-230Vac, 50/60Hz max 5W

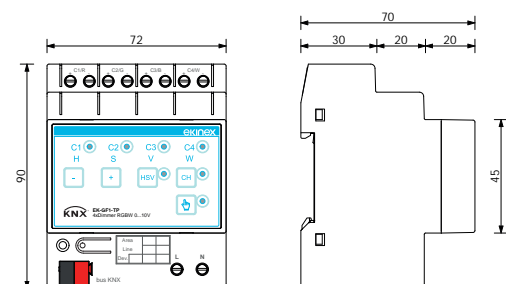
### Outputs

- Number: 4
- Range: 0-10 V or 1-10V
- Max. current for each channel: 50 mA

## Products included

Delivery includes a terminal block for connection to the bus and a terminal block for connection to the auxiliary power supply.

## Dimensions [mm]



## Order information

| Code      | Package |
|-----------|---------|
| EK-GF1-TP | 1 pcs.  |



## Configuration and commissioning

By means of ETS4 2.0 software (or later versions)  
Application program **APEKGF1TP##.knxprod**  
(download from [www.ekinex.com](http://www.ekinex.com))



## Documentation

For more information, see the **STEKGF1TP\_EN.pdf**  
technical sheet available for download from [www.ekinex.com](http://www.ekinex.com)



# Thermoregulation and PLC

## RAIL-MOUNTING DEVICES

|   |  |  |  |                              |  |
|---|--|--|--|------------------------------|--|
| EK-HA1-TP<br>Fan-coil actuator /<br>controller 3-speed /<br>fan control | EK-HB1-TP<br>Fan-coil actuator<br>controller 0-10 V<br>fan control | EK-HC1-TP<br>Fan-coil actuator /<br>controller<br>full version | EK-HE1-TP<br>8-fold actuator<br>/ controller for<br>electrothermal<br>valve drives | EK-HH1-TP<br>Mixing actuator | EK-IA1-TP<br>CODESYS PLC<br>with KNX interface |
|---|--|--|--|------------------------------|--|



|  | EK-HA1-TP | EK-HB1-TP | EK-HC1-TP | EK-HE1-TP | EK-HH1-TP | EK-IA1-TP |
|--|-----------|-----------|-----------|-----------|-----------|-----------|
| Power 30 Vdc from KNX bus  | •         | •         | •         | •         | •         | •         |
| Auxiliary power supply 230 Vac 50/60 Hz                                    | •         | •         | •         | •         | •         | -         |
| Analog input (passive temperature sensors 10 kΩ NTC at 25°C)               | •         | •         | •         | -         | •         | -         |
| Digital input (potential-free)   | •         | •         | •         | -         | •         | -         |
| Output relays  | •         | •         | •         | -         | •         | -         |
| Output triac relays  | -         | -         | -         | •         | •         | -         |
| Output 0-10V (high impedance signal control)                               | -         | •         | -         | -         | •         | -         |
| Membrane keyboard for manual/automatic control with status indication LEDs | -         | -         | •         | -         | •         | -         |
| LCD-display  | -         | -         | -         | -         | •         | -         |
| 2-pipe hydraulic distribution systems applications                         | •         | •         | •         | •         | -         | -         |
| 4-pipe hydraulic distribution systems applications                         | -         | -         | •         | •         | -         | -         |
| Actuator   | •         | •         | •         | •         | -         | -         |
| Internal controller  | •         | •         | •         | •         | •         | -         |
| Air flow terminal: ventilation   | •         | •         | •         | -         | -         | -         |
| Air flow terminal: convector   | •         | •         | •         | -         | -         | -         |
| Air flow terminal: fan-coil  | •         | •         | •         | -         | -         | -         |
| Air flow terminal: fan-coil + 2° electrical stage                          | -         | -         | •         | -         | -         | -         |
| Underfloor and ceiling systems distribution                                | -         | -         | -         | •         | •         | -         |
| Underfloor and ceiling mixing valve systems                                | -         | -         | -         | -         | •         | -         |
| Mounting on standard 35 mm rail (EN 60715)                                 | •         | •         | •         | •         | •         | •         |



# Fancoil actuator / controller 3-speed fan control

THERMOREGULATION

## Description

The Ekinex® EK-HA1-TP fancoil actuator / controller allows to control a fan coil unit for the air conditioning of a room. The device can perform the function of simple actuator in combination with a KNX room thermostat or that of actuator / controller with acquisition of the temperature value by a KNX room sensor or a probe connected to an analog input. The device is suitable for 2-pipe hydraulic distribution systems with ON / OFF control of one electrothermal shut-off valve actuator and a 3-speed fan. The outputs not used to control the fan coil unit can be configured as binary output channels for different functions. The device is equipped with 2 inputs freely configurable as analog or digital. The device integrates a KNX bus communication module and is realized for mounting on a standard 35 mm DIN-rail. The device is supplied by the KNX bus and requires an additional 230 Vac power supply to operate.

## Main features

- Plastic casing
- Frontal programming pushbutton and LED
- Connection to bus line with KNX terminal block
- Connection of inputs, outputs and 230 Vac power supply with screw terminals
- Classification climatic 3K5 and mechanical 3M2 (according to EN 50491-2)
- Overvoltage class III (according to EN 60664-1)
- Pollution degree 2 (according to IEC 60664-1)
- 35 mm rail mounting (according to EN 60715)
- 4 modular units (1 MU = 18 mm)
- IP20 protection degree (installed device)
- Weight 175 g

## Technical data

### Power supply

- Voltage (loads) 230 Vac 50/60 Hz
- Voltage (electronics) 30 Vdc by KNX bus

### Inputs

- 2 freely configurable for passive temperature sensors (10 kΩ NTC at 25°C) or as potential-free binary inputs

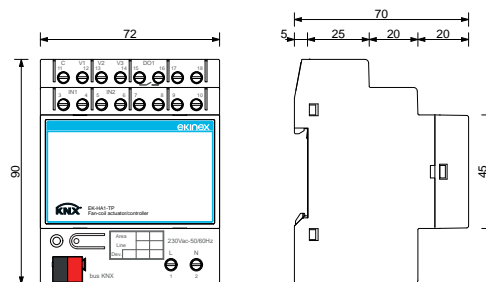
### Outputs

- 3 interlocked relay outputs to control a 3-speed fan (or configurable as binary outputs for different applications)
- 1 relay SPST (single pole, single throw) to control an ON / OFF valve (in 2-pipe hydraulic distribution systems)

## Products included

Delivery includes a terminal block for connection to the bus.

## Dimensions [mm]



## Order information

| Code      | Package |
|-----------|---------|
| EK-HA1-TP | 1 pcs.  |



## Configuration and commissioning

By means of ETS4 2.0 software (or later versions)  
Application program **APEKHA1TP##.knxprod**  
(download from [www.ekinex.com](http://www.ekinex.com))



## Documentation

For more information, see the **STEKHA1TP\_EN.pdf**  
technical sheet available for download from [www.ekinex.com](http://www.ekinex.com)





# Fancoil actuator / controller

## 0-10 V fan control

THERMOREGULATION

### Description

The Ekinex® EK-HB1-TP fancoil actuator / controller allows to control a fan coil unit for the air conditioning of a room. The device can perform the function of simple actuator in combination with a KNX room thermostat or that of actuator / controller with acquisition of the temperature value by a KNX room sensor or a probe connected to an analog input. The device is suitable for 2-pipe hydraulic distribution systems with ON / OFF control of one electrothermal shut-off valve actuator and a fan with brushless motor. The outputs not used to control the fan coil unit can be configured as binary output channels for different functions. The device is equipped with 2 inputs freely configurable as analog or digital. The device integrates a KNX bus communication module and is realized for mounting on a standard 35 mm DIN-rail. The device is supplied by the KNX bus and requires an additional 230 Vac power supply to operate.

### Main features

- Plastic casing
- Frontal programming pushbutton and LED
- Connection to bus line with KNX terminal block
- Connection of inputs, outputs and 230 Vac power supply with screw terminals
- Classification climatic 3K5 and mechanical 3M2 (according to EN 50491-2)
- Overvoltage class III (according to EN 60664-1)
- Pollution degree 2 (according to IEC 60664-1)
- 35 mm rail mounting (according to EN 60715)
- 4 modular units (1 MU = 18 mm)
- IP20 protection degree (installed device)
- Weight 175 g

### Technical data

#### Power supply

- Voltage (loads) 230 Vac 50/60 Hz
- Voltage (electronics) 30 Vdc by KNX bus

#### Inputs

- 2 freely configurable for passive temperature sensors (10 kΩ NTC at 25°C) or as potential-free binary inputs

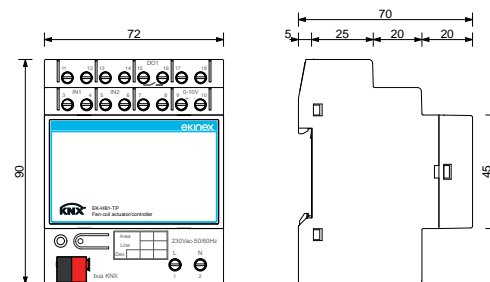
#### Outputs

- 1 to control a brushless motor driven fan with 0-10 V signal
- 1 relay SPST (single pole, single throw) to control an ON / OFF valve (in 2-pipe hydraulic distribution systems)

### Products included

Delivery includes a terminal block for connection to the bus.

### Dimensions [mm]




### Order information

| Code      | Package |
|-----------|---------|
| EK-HB1-TP | 1 pcs.  |



### Configuration and commissioning

By means of ETS4 2.0 software (or later versions)  
Application program **APEKHB1TP##.knxprod**  
(download from [www.ekinex.com](http://www.ekinex.com))



### Documentation

For more information, see the **STEKHB1TP\_EN.pdf**  
technical sheet available for download from [www.ekinex.com](http://www.ekinex.com)





# Fancoil actuator / controller full version

THERMOREGULATION

## Description

The Ekinex® EK-HC1-TP fancoil actuator / controller allows to control a fan coil unit for the air conditioning of a room. The device can perform the function of simple actuator in combination with a KNX room thermostat or that of actuator / controller with acquisition of the temperature value by a KNX room sensor or a probe connected to an analog input. The device is suitable for 2 or 4-pipe hydraulic distribution systems with ON / OFF control of one or two electrothermal shut-off valve actuators and a 3-speed fan or a brushless motor driven fan. The outputs not used to control the fan coil unit can be configured as binary output channels for different functions. The device is equipped with 3 inputs freely configurable as analog or digital. The device is fitted with membrane pushbuttons for manual command and LED's for status indication; a pushbutton allows to switch between automatic and manual operation modes. The device integrates a KNX bus communication module and is realized for mounting on a standard 35 mm DIN-rail. The device is supplied by the KNX bus and requires an additional 230 Vac power supply to operate.

## Main features

- Plastic casing
- Frontal programming pushbutton and LED
- Membrane keyboard with LED's for status indication
- Pushbutton for switching operating mode (normal / programming)
- Connection to bus line with KNX terminal block
- Connection of inputs, outputs and 230 Vac power supply with screw terminals
- Classification climatic 3K5 and mechanical 3M2 (according to EN 50491-2)
- Overvoltage class III (according to EN 60664-1)
- Pollution degree 2 (according to IEC 60664-1)
- 35 mm rail mounting (according to EN 60715)
- 4 modular units (1 MU = 18 mm)
- IP20 protection degree (installed device)
- Weight 205 g

## Technical data

### Power supply

- Voltage (loads) 230 Vac 50/60 Hz
- Voltage (electronics) 30 Vdc by KNX bus

### Inputs

- 3 freely configurable for passive temperature sensors (10 kΩ NTC at 25°C) or as potential-free binary inputs

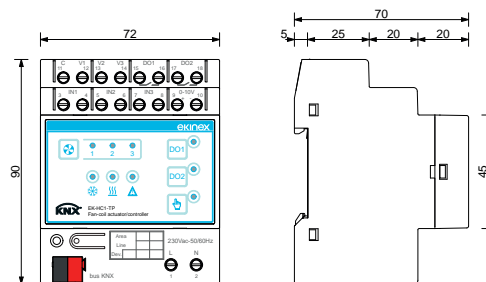
### Outputs

- 1 to control a brushless motor driven fan with 0-10 V signal
- 3 interlocked relay outputs to control a 3-speed fan (or configurable as binary outputs for different applications)
- 2 relay SPST (single pole, single throw) to control two ON / OFF valves (in 2 or 4-pipe hydraulic distribution systems)

## Products included

Delivery includes a terminal block for connection to the bus.

## Dimensions [mm]



## Configuration and commissioning

By means of ETS4 2.0 software (or later versions)  
Application program **APEKHC1TP##.knxprod**  
(download from [www.ekinex.com](http://www.ekinex.com))



## Order information

| Code      | Package |
|-----------|---------|
| EK-HC1-TP | 1 pcs.  |



## Documentation

For more information, see the **STEKHC1TP\_EN.pdf**  
technical sheet available for download from [www.ekinex.com](http://www.ekinex.com)





# 8-fold actuator / controller for electrothermal valve drives

THERMOREGULATION

## Description

The Ekinex® EK-HE1-TP actuator / controller allows to control electrothermal actuators or servomotors in hydronic systems for room heating and / or cooling. The device can perform the function of simple actuator in combination with one or more KNX room thermostats or that of actuator / controller with acquisition of the temperature value by one or more KNX sensors. The device is suitable for 2 or 4-pipe hydraulic distribution systems with ON / OFF control of electrothermal shut-off valve actuators. The device is fitted with membrane pushbuttons for manual command and LED's for status indication; a pushbutton allows to switch between automatic and manual operation modes. The device integrates a KNX bus communication module and is realized for mounting on a standard 35 mm DIN-rail. The device is supplied by the KNX bus and requires an additional 230 Vac power supply to operate.

## Main features

- Plastic casing
- Frontal programming pushbutton and LED
- Membrane keyboard with LED's for status indication
- Pushbutton for switching operating mode (normal / programming)
- Connection to bus line with KNX terminal block
- Connection of outputs and 230 Vac power supply with screw terminals
- Classification climatic 3K5 and mechanical 3M2 (according to EN 50491-2)
- Overvoltage class III (according to EN 60664-1)
- Pollution degree 2 (according to IEC 60664-1)
- 35 mm rail mounting (according to EN 60715)
- 4 modular units (1 MU = 18 mm)
- IP20 protection degree (installed device)
- Weight 160 g

## Technical data

### Power supply

- Voltage (loads) 230 Vac 50/60 Hz
- Voltage (electronics) 30 Vdc by KNX bus

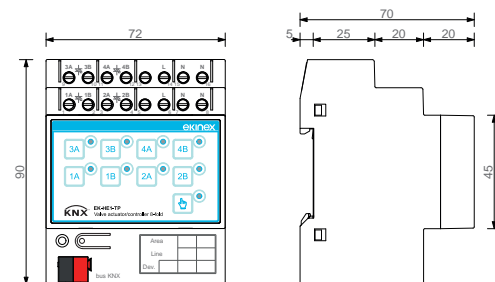
### Outputs

- 8 TRIAC relays to control ON / OFF zone valve drives

## Products included

Delivery includes a terminal block for connection to the bus.

## Dimensions [mm]




## Order information

| Code      | Package |
|-----------|---------|
| EK-HE1-TP | 1 pcs.  |



## Configuration and commissioning

By means of ETS4 2.0 software (or later versions)  
Application program **APEKHE1TP##.knxprod**  
(download from [www.ekinex.com](http://www.ekinex.com))



## Documentation

For more information, see the **STEKHE1TP\_EN.pdf**  
technical sheet available for download from [www.ekinex.com](http://www.ekinex.com)



# Mixing actuator

THERMOREGULATION



### Description

The Ekinex® EK-HH1-TP mixing actuator allows the control of 3 floating points or 0-10 V servo-motor for mixing valves. The flow temperature of the conveying fluid can be set at a fixed point, with external climatic compensation and with external climatic compensation plus internal conditions recalibration. The regulation modes are selectable separately for heating and cooling. The device is particularly suitable for underfloor or ceiling heating and cooling radiant panels applications in combination with Ekinex® room thermostats with integrated temperature and humidity sensor. A 0-10 V output allows the remote setting of a heat pump temperature setpoint value. The startup function enables a radiant floors drying concrete phase according to EN 1264 standard. The membrane keyboard allows the manual command and includes LED's for status indication; the LCD-display allows displaying / setting of the main working parameters. The device integrates a KNX bus communication module and is realized for mounting on a standard 35 mm DIN-rail. The device is supplied by the KNX bus and requires an additional 230 Vac power supply to operate.

### Main features

- Plastic casing
- Frontal programming pushbutton and LED
- Membrane keyboard with LED's for status indication
- Pushbutton for switching operating mode (normal / programming)
- Connection to bus line with KNX terminal block
- Connection of inputs, outputs and 230 Vac power supply with screw terminals
- Classification climatic 3K5 and mechanical 3M2 (according to EN 50491-2)
- Overvoltage class III (according to EN 60664-1)
- Pollution degree 2 (according to IEC 60664-1)
- 35 mm rail mounting (according to EN 60715)
- 8 modular units (1 MU = 18 mm)
- IP20 protection degree (installed device)
- Weight 380 g

### Technical data

#### Power supply

- Voltage (loads) 230 Vac 50/60 Hz
- Voltage (electronics) 30 Vdc by KNX bus

#### Inputs

- 3 analog exclusively for connection of NTC temperature sensors 10 kΩ at 25°C
- 2 configurable as analogic (exclusively for NTC temperature sensors 10 kΩ at 25°C) or digital (potential free)

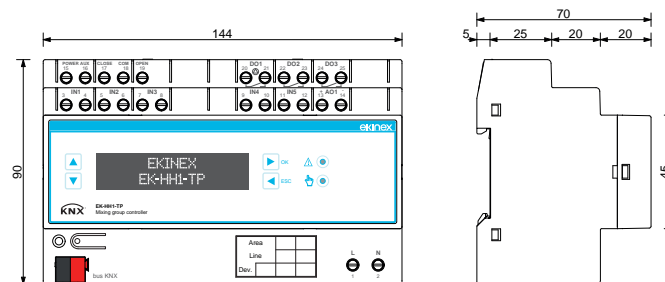
#### Outputs

- 1 for control of a 3 point floating servomotor, 1 A, 250 Vac
- 1 for control of a servomotor with 0-10 V signal connection of high impedance input
- 3 for additional functions, relays 10(5) A, 250 Vac

### Products included

Delivery includes a terminal block for connection to the bus.

### Dimensions [mm]



### Order information

| Code      | Package |
|-----------|---------|
| EK-HH1-TP | 1 pcs.  |



### Configuration and commissioning

By means of ETS4 2.0 software (or later versions)  
Application program **APEKHH1TP##.knxprod**  
(download from [www.ekinex.com](http://www.ekinex.com))




### Documentation

For more information, see the **STEKHH1TP\_EN.pdf**  
technical sheet available for download from [www.ekinex.com](http://www.ekinex.com)







# NTC 10 kΩ temperature sensors

TEMPERATURE CONTROL

## Description

Temperature sensors with NTC (Negative Temperature Coefficient,  $10\text{ k}\Omega \pm 1\%$  at  $25\text{ }^\circ\text{C}$ ,  $\beta = 3435$ ) sensitive element for temperature measurement, to be used in combination with Ekinex® KNX devices equipped with an analog input (or configurable as [AI]) for temperature measurement.

## Characteristics and Technical data

### Outdoor version (EK-STE-10K-3435)

- Sensitive element with high IP protection degree casing
- Cable gland (connecting cable not included in delivery)
- Working conditions:
  - operating temperature:  $-40\text{ }^\circ\text{C} \dots +100\text{ }^\circ\text{C}$
  - relative humidity:  $0 \dots 100\%$

### Immersion version (EK-STI-10K-3435)

- Sensitive element with INOX cylinder casing
- Two-wire connecting cable (length 1,5 m)
- Operating temperature:  $-40\text{ }^\circ\text{C} \dots +105\text{ }^\circ\text{C}$

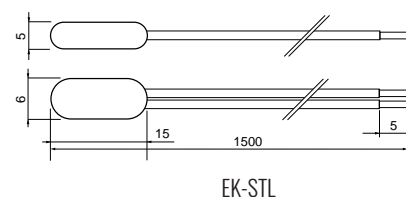
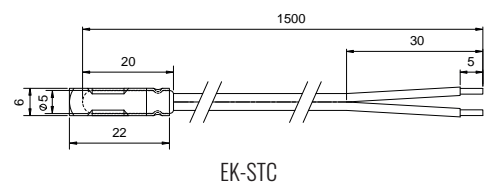
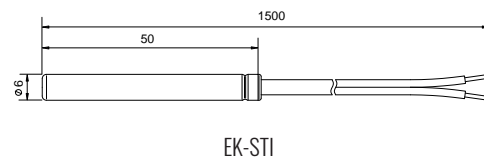
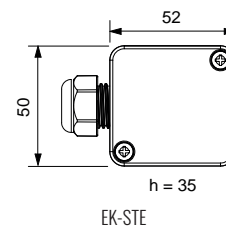
### Contact version (EK-STC-10K-3435)

- Brass toe cap
- Two-wire connecting cable (length 1,5 m)
- Operating temperature:  $-40\text{ }^\circ\text{C} \dots +100\text{ }^\circ\text{C}$

### Air mass version (EK-STL-10K-3435)

- Sensor printed directly on the connecting cable
- Two-wire connecting cable (length 1,5 m)
- Operating temperature:  $-50\text{ }^\circ\text{C} \dots +105\text{ }^\circ\text{C}$

## Dimensions [mm]



## Order information

| Code            | Version   | Package |
|-----------------|-----------|---------|
| EK-STE-10K-3435 | outdoor   | 1 pcs.  |
| EK-STI-10K-3435 | immersion |         |
| EK-STC-10K-3435 | contact   |         |
| EK-STL-10K-3435 | air mass  |         |



## Configuration and commissioning

The configuration is necessary for the Ekinex® KNX device connected to the temperature sensor.



## Documentation

For further information, please see **STEKSTX10K3435\_EN.pdf** technical sheet, available for download from [www.ekinex.com](http://www.ekinex.com)



EK-STE



EK-STI



EK-STC



EK-STL



# CODESYS PLC with KNX interface

THERMOREGULATION

### Description

The Ekinex® EK-IA1-TP PLC allows to realize complex control and regulation logics for the automation of homes and buildings, integrating basic KNX functions. The device is completely programmable by using the CODESYS\* development environment (V3 release); it incorporates an interface to the KNX bus and a USB port for programming. The device is entirely supplied at SELV voltage by the KNX bus and does not require auxiliary power supply. It is delivered with a software tool to list all variables used for programming the device.

### Main features

- Plastic casing
- Connection to bus line with KNX terminal block
- Connection to PC with USB connector
- Classification climatic 3K5 and mechanical 3M2 (according to EN 50491-2)
- Overvoltage class III (according to EN 60664-1)
- Pollution degree 2 (according to IEC 60664-1)
- 35 mm rail mounting (according to EN 60715)
- 4 modular units (1 MU = 18 mm)
- IP20 protection degree (installed device)
- Weight 130 g

### Technical data

#### Power supply

- 30 Vdc voltage by KNX bus

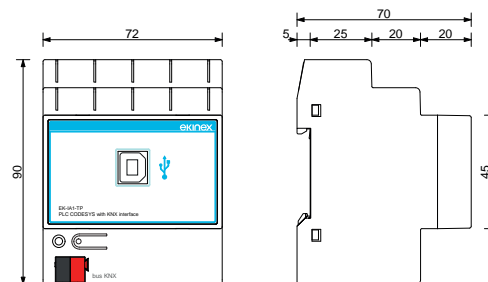
### Products included

Delivery includes a terminal block for connection to the bus.

### Further information

CODESYS (COntroller DEvelopment SYStem) is a trademark of 3S-Smart Software Solutions GmbH, Kempten (Germany). The CODESYS platform complies with standard IEC 61131-3 Programmable controllers - Part 3: Programming languages. For more information, also consult [www.codesys.com](http://www.codesys.com)

### Dimensions [mm]



### Order information

| Code      | Package |
|-----------|---------|
| EK-IA1-TP | 1 pcs.  |



### Configuration and commissioning

Import of ETS database by means of a dedicated software tool



### Documentation

For more information, see the [STEKIA1TP\\_EN.pdf](#) technical sheet available for download from [www.ekinex.com](http://www.ekinex.com)



# PLC SMART-U

## RAIL-MOUNTING DEVICES

EK-IB1-TP  
PLC - SMART-U

EK-IC1-TP  
PLC - SMART-U



|                                  |   |              |
|----------------------------------|---|--------------|
| SmartLab Development Environment | • | •            |
| Web HMI HTML 5                   | • | •            |
| VPN Tosibox® Support             | • | •            |
| Power supply                     |   | 12.. 30 Vdc  |
| Binary inputs                    |   | 8 - 24 Vdc   |
| Analog Inputs                    |   | 8 - 0-10 Vdc |
| Binary outputs                   |   | 8 - 24 Vdc   |
| Analog outputs                   |   | 4 - 0-10 Vdc |
| Ethernet port                    | • | •            |
| WiFi card                        | • | -            |
| USB port                         | • | •            |
| DIN modules                      | 6 | 6            |



# SMART-U PLC

REMOTE CONTROL AND MONITORING

### Description

Central unit for remote control and monitoring which integrates in a single device the characteristics of a PLC with I/Os, Web HMI HTML5 and teleassistance. Programming through SmartLab rel. 5.0 (according to IEC 61131-3) development suite. Digital and analog on-board I/Os (16 inputs and 12 outputs). The integrated TOSIBOX® allows to remotely connect in order to modify the application or monitor the machine status through integrated Webserver and SCADA. The device is realized for mounting on a standard 35 mm DIN-rail.

### Functional characteristics

- Local acquisition and elaboration of physical values
- Acquired data recording on SD Card (optional)
- Remote data monitoring from pc or mobile
- Interaction with other network controllers
- Integration in existent networks (Ethernet, Modbus)
- Realization of control programs
- Compact SBC system expandable via local bus
- Alarm / threshold control

### Technical data

#### Hardware

- Processor: i.MX6UL @ 528MHz
- Operating system: Linux 3.14.52
- RAM: 256 MB DDR3
- Flash memory: 256 MB NAND
- SD: optional

### Connectivity

- Ethernet: 1 10/100 Mbps port
- USB: 1 port (type A)
- Serial: 2 RS485 (Modbus) ports
- VPN: TOSIBOX®
- HMI: Webserver HTML5

### Power supply

- 12...30 Vdc (possibly)
- $P_{max} \rightarrow 2W$  (to be added to output consumption)

### Outputs

- 8 digital outputs (DO) 24 Vdc
- 4 analog outputs (AO) 0-10 V

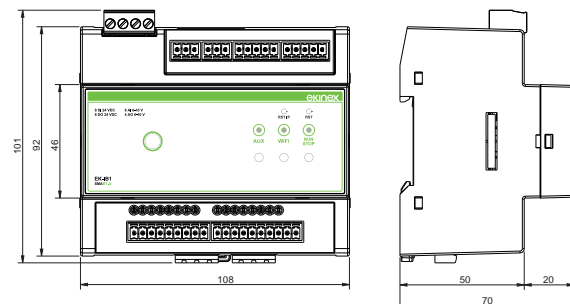
### Inputs

- 8 digital inputs (DI) 24 Vdc
- 8 analog inputs (AI) 0-10 V

### Products included

Delivery includes a terminal block for connection to the bus.

### Dimensions [mm]



### Order information

| Code        | Internet connection   | Package |
|-------------|---|---------|
| EK-IB1      | Ethernet port or Wi-Fi connection   | 1 pcs.  |
| EK-IC1      | Ethernet port   | 1 pcs.  |
| EK-IBC1-ACC | 3-pole terminals  | 2 pcs.  |
| EK-DEL-TBK1 | Tosibox® Key cryptographic micro-controller that realizes 1 client PC + 1 mobile client | 1 pcs.  |



### Configuration and commissioning

Through SmartLab release 5.0 or later versions.











### Documentation

For further information, please see **STEKIBC1TP\_EN.pdf** technical sheet available for download from [www.ekinex.com](http://www.ekinex.com)



# Gateway

## RAIL-MOUNTING DEVICES

|  | EK-BH1-TP-485<br>Gateway Modbus<br>RS485-KNX                                      | EK-BH1-TP-TCP<br>Gateway Modbus<br>TCP/IP-KNX                                     | EK-BJ1-TP-IP<br>Gateway<br>BACnet IP-KNX  | EK-BJ1-TP-MSTP<br>Gateway<br>BACnet<br>MS/TP-KNX                                   | EK-BK1-TP<br>Gateway<br>DMX-KNX   | EK-BM1-TP-xx<br>Gateway<br>M-Bus-KNX  | EK-BN1-TP<br>Gateway<br>PROFINET-KNX  | EK-BG1-TP<br>Gateway<br>DALI-KNX  |
|--|---|---|---|--|---|---|---|---|
|  |  |  |  |  |  |  |  |  |
| Auxiliary power supply   | •   | •   | •   | •  | •   | •   | •   | •   |
| Electrically insulated RS485 serial communication port                     | •   | -   | -   | •  | •   | -   | -   | -   |
| 1-way DIP switch to activate the line terminator (120 Ohm)                 | •   | -   | -   | -  | •   | -   | -   | -   |
| Modbus master RTU (Remote Terminal Unit) communication                     | •   | •   | -   | -  | -   | -   | -   | -   |
| BACnet slave communication   | -   | -   | •   | -  | -   | -   | -   | -   |
| BACnet communication   | -   | -   | -   | -  | -   | -   | -   | -   |
| PROFINET slave communication   | -   | -   | -   | -  | -   | -   | •   | -   |
| BACnet records exchange  | -   | -   | •   | -  | -   | -   | -   | -   |
| PROFINET records exchange  | -   | -   | -   | -  | -   | -   | •   | -   |
| DMX master communication   | -   | -   | -   | -  | •   | -   | -   | -   |
| 250 kbaud communication speed  | -   | -   | -   | -  | •   | -   | -   | -   |
| From 1200 to 115200 baud communication speed                               | •   | -   | -   | •  | -   | -   | -   | -   |
| from 3000 to 38400 baud communication speed                                | -   | -   | -   | -  | -   | •   | -   | -   |
| Ethernet (IEEE 802.3) communication port, RJ45 connector                   | -   | •   | •   | -  | -   | -   | •   | •   |
| M-Bus communication port   | -   | -   | -   | -  | -   | •   | -   | -   |
| Device addressing from 1 to 250  | -   | -   | -   | -  | -   | •   | -   | -   |
| Device addressing from 0 to 250  | •   | •   | -   | -  | -   | -   | -   | -   |
| Device addressing from 0 to 512  | -   | -   | -   | -  | •   | -   | -   | -   |
| Register exchange of Coil, Input, and Input Register Holding Register type | •   | •   | -   | -  | -   | -   | -   | -   |
| Reading and writing of single and multiple registers                       | •   | •   | -   | -  | -   | -   | -   | -   |
| 1 byte register writing on a maximum of 512 DMX devices                    | -   | -   | -   | -  | •   | -   | -   | -   |
| Volatile support memory with "image Modbus" of 1440 byte                   | •   | •   | -   | -  | -   | -   | -   | -   |
| Volatile support memory with "image BACnet" of 1440 byte                   | -   | -   | •   | •  | -   | -   | -   | -   |
| Volatile support memory with "image M-Bus" of 1440 byte                    | -   | -   | -   | -  | -   | •   | -   | -   |
| Volatile support memory with "image PROFINET" of 1440 byte                 | -   | -   | -   | -  | -   | -   | •   | -   |
| KNX TP (twisted pair) 9600 baud communication port                         | •   | •   | •   | •  | •   | •   | •   | •   |
| Volatile support memory with "image KNX" of 1440 byte                      | •   | •   | •   | •  | •   | •   | •   | •   |
| Additional plug-in program   | •   | •   | •   | •  | •   | •   | •   | •   |
| Mounting on standard 35 mm rail (EN 60715)                                 | •   | •   | •   | •  | •   | •   | •   | •   |
| DALI communication protocol  | -   | -   | -   | -  | -   | -   | -   | •   |
| Ballast addressing to 64 devices   | -   | -   | -   | -  | -   | -   | -   | •   |



# Gateway Modbus RS485 - KNX

GATEWAYS

## Description

The Ekinex® Modbus RS485 - KNX Gateway performs a protocol conversion between a serial RS485 Modbus RTU and a KNX TP network. The device works as Modbus master. The device integrates a KNX bus communication module and it is suitable for mounting on a 35 mm DIN rail; it requires an auxiliary power supply.

## Main features

- Plastic casing
- Connection to bus line with KNX terminal block
- Installation on 35 mm rail (according to EN 60715)
- 4 modular units (1 MU = 18 mm)
- IP20 protection degree (installed device)
- Weight 145 g

## Technical data

- Power supply: 8...24 Vac or 12...35 Vdc
- Absorption at 24 Vdc: 3,5 VA

## Communication

### KNX side

- KNX TP (Twisted Pair) communication port electrically isolated from power supply
- 1440-byte volatile support “KNX image” memory buffer

### Modbus RS485 side

- RS485 serial communication port, electrically isolated from power supply, 120 ohm termination resistance pluggable by a 1-way microswitch
- Modbus master RTU (Remote Terminal Unit) communication
- Selectable baud rate from 1200 to 115200 baud
- Device addressing from 0 to 250
- Coil, Input, Holding Register e Input Register data exchange
- Single and multiple register reading/writing
- 1440-byte volatile support “Modbus image” memory buffer

## Configuration

- Ethernet communication port (IEEE 802.3), RJ45 connector, minimum cable category: 5E

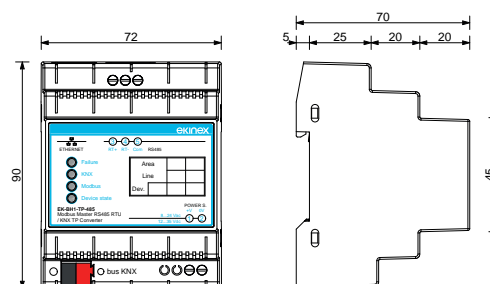
## Products included

The delivery includes the device and terminal blocks to connect to the KNX bus.

## Other information

Modbus® is an open source, standard communication protocol suitable for master / slave data exchange between smart devices in various applications, such as industrial production, infrastructure, transportation and energy management.

## Dimensions [mm]



## Order information

| Code          | Application                          | Package |
|---------------|--------------------------------------|---------|
| EK-BH1-TP-485 | protocol conversion KNX - Modbus RTU | 1 pcs.  |



## Configuration and commissioning

By means of software tool **CGEKBH1TP485.exe** (download from [www.ekinex.com](http://www.ekinex.com))



## Documentation

For further information please refer to data sheet **STEKKBH1TP485\_EN.pdf**, download from [www.ekinex.com](http://www.ekinex.com)



# Gateway Modbus TCP/IP - KNX

## GATEWAYS



### Description

The Ekinex® Modbus TCP/IP - KNX Gateway performs a protocol conversion between a Modbus RTU over TCP / IP and a KNX TP network. The device works as Modbus master. The device integrates a KNX bus communication module and it is suitable for mounting on a 35 mm DIN rail; it requires an auxiliary power supply.

### Main features

- Plastic casing
- Connection to bus line with KNX terminal block
- Installation on 35 mm rail (according to EN 60715)
- 4 modular units (1 MU = 18 mm)
- IP20 protection degree (installed device)
- Weight 145 g

### Technical data

- Power supply: 8...24 Vac or 12...35 Vdc
- Absorption at 24 Vdc: 3,5 VA

### Communication

#### KNX side

- KNX TP (Twisted Pair) communication port electrically isolated from power supply
- 1440-byte volatile support “KNX image” memory buffer

#### Modbus TCP/IP side

- Ethernet communication port (IEEE 802.3), RJ45 connector, minimum cable category: 5E. Communication Modbus master RTU (Remote Terminal Unit)
- Device addressing from 0 to 250
- Coil, Input, Holding Register e Input Register data exchange
- Single and multiple register reading/writing
- 1440-byte volatile support “Modbus image” memory buffer

### Configuration

- Ethernet communication port (IEEE 802.3), RJ45 connector, minimum cable category: 5E.

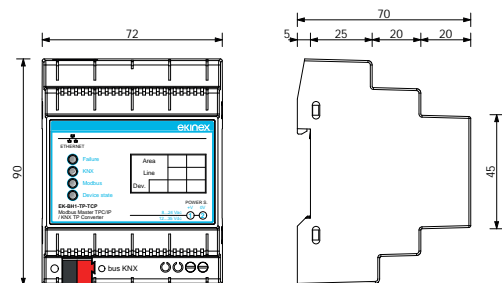
### Products included

The delivery includes the device and terminal blocks to connect to the KNX bus.

### Other information

Modbus® is an open source, standard communication protocol suitable for master/slave data exchange between smart devices in various applications, such as industrial production, infrastructure, transportation and energy management.

### Dimensions [mm]



### Configuration and commissioning

By means of software tool **CGEKBH1PTCP.exe** (download from [www.ekinex.com](http://www.ekinex.com))



### Order information

| Code          | Application                          | Package |
|---------------|--------------------------------------|---------|
| EK-BH1-TP-TCP | protocol conversion KNX - Modbus RTU | 1 pcs.  |



### Documentation

For further information please refer to data sheet **STEKKBH1PTCP\_EN.pdf**, download from [www.ekinex.com](http://www.ekinex.com)





# Gateway BACnet - KNX

GATEWAYS

## Description

The Ekinex® BACnet - KNX Gateway performs a protocol conversion between a BACnet and a KNX TP network. Two versions are available: BACnet MS/TP (master-slave / token-passed) over serial RS485 network and BACnet IP over Ethernet. The device integrates a KNX bus communication module and it is suitable for mounting on a 35 mm DIN rail; it requires an auxiliary power supply.

## Main features

- Plastic casing
- Connection to bus line with KNX terminal block
- Installation on 35 mm rail (according to EN 60715)
- 4 modular units (1 MU = 18 mm)
- IP20 protection degree (installed device)
- Weight 145 g

## Technical data

- Power supply: 8...24 Vac or 12...35 Vdc
- Absorption at 24 Vdc: 3,5 VA

## Communication

### KNX side

- KNX TP (Twisted Pair) communication port electrically isolated from power supply
- 1440-byte volatile support "KNX image" memory buffer

### BACnet (MS/TP version) side

- RS485 serial communication port, electrically isolated from power supply, 120 ohm termination resistance pluggable by a 1-way microswitch
- BACnet communication
- Selectable baud rate from 1200 to 115200 baud
- BACnet objects exchange
- 1440-byte volatile support "BACNet image" memory buffer

### BACnet side (IP version)

- Ethernet communication port (IEEE 802.3), RJ45 connector, minimum cable category: 5E. Communication BACnet slave
- BACnet objects exchange
- 1440-byte volatile support "BACNet image" memory buffer

### Configuration

- Ethernet communication port (IEEE 802.3), RJ45 connector, minimum cable category: 5E.

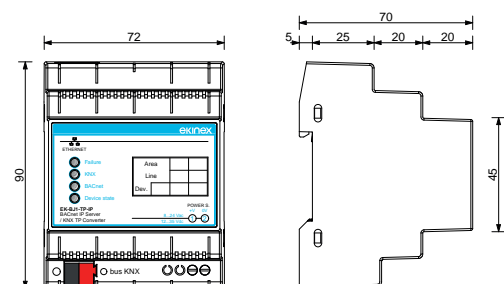
## Products included

The delivery includes the device and terminal blocks to connect to the KNX bus.

## Other information

BACnet® is an ASHRAE (American Society of Heating, Refrigerating and Air-Conditioning Engineers) trademark.

## Dimensions [mm]



## Configuration and commissioning

By means of software tool **CGEKBJ1TP.exe** (download from [www.ekinex.com](http://www.ekinex.com))



## Order information

| Code           | Version            | Application                         | Package |
|----------------|--------------------|-------------------------------------|---------|
| EK-BJ1-TP-IP   | IP over Ethernet   | protocol conversion<br>KNX - BACnet | 1 pcs.  |
| EK-BJ1-TP-MSTP | MS / TP over RS485 |                                     | 1 pcs.  |



## Documentation

For further information please refer to data sheet **STEKBJ1TP\_EN.pdf**, download from [www.ekinex.com](http://www.ekinex.com)



MS/TP

IP



# Gateway DMX - KNX

## GATEWAYS



### Description

The Ekinex® DMX - KNX Gateway performs a protocol conversion between a serial RS485 DMX and a KNX TP network. The device works as DMX master. The device integrates a KNX bus communication module and it is suitable for mounting on a 35 mm DIN rail; it requires an auxiliary power supply.

### Main features

- Plastic casing
- Connection to bus line with KNX terminal block
- Installation on 35 mm rail (according to EN 60715)
- 4 modular units (1 MU = 18 mm)
- IP20 protection degree (installed device)
- Weight 145 g

### Technical data

- Power supply: 8...24 Vac or 12...35 Vdc
- Absorption at 24 Vdc: 3,5 VA

### Communication

#### KNX side

- KNX TP (Twisted Pair) communication port electrically isolated from power supply
- 1440-byte volatile support "KNX image" memory buffer

#### DMX side

- RS485 serial communication port, electrically isolated from power supply, 120 ohm termination resistance pluggable by a 1-way microswitch
- DMX master communication
- Baud rate 250 kbaud
- Device addressing from 0 to 512
- 1-byte register writing on max 512 DMX devices

### Configuration

- Ethernet communication port (IEEE 802.3), RJ45 connector, minimum cable category: 5E

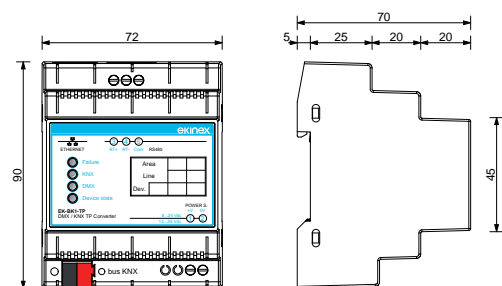
### Products included

The delivery includes the device and terminal blocks to connect to the KNX bus.

### Other information

DMX512 is a standard for asynchronous serial transmission of digital data between controllers, devices and accessories for the light industry, approved by ANSI (American National Standards Institute) and supported by ESTA (Entertainment Services and Technology Association).

### Dimensions [mm]



### Configuration and commissioning

By means of software tool **CGEKBK1TP.exe** (download from [www.ekinex.com](http://www.ekinex.com))



### Documentation

For further information please refer to data sheet **STEKKBK1TP\_EN.pdf**, download from [www.ekinex.com](http://www.ekinex.com)



### Order information

| Code      | Application                      | Package |
|-----------|----------------------------------|---------|
| EK-BK1-TP | protocol conversion KNX - DMX512 | 1 pcs.  |



# Gateway M-Bus - KNX

GATEWAYS

## Description

The Ekinex® M-Bus - KNX Gateway performs a protocol conversion between an M-Bus and a KNX TP network. The device acts as M-Bus master. Versions for networks with a maximum number of 20, 40, 80 and 160 connected M-Bus slave devices are available. The device integrates a KNX bus communication module and it is suitable for mounting on a 35 mm DIN rail; it requires an auxiliary power supply.

## Main features

- Plastic casing
- Connection to bus line with KNX terminal block
- Installation on 35 mm rail (according to EN 60715)
- 4 modular units (1 MU = 18 mm)
- IP20 protection degree (installed device)
- Weight 145 g

## Technical data

- Power supply: from M-Bus network
- Absorption at 24 Vdc: 3,5 VA (without load);  
4, 5, 8 or 14 VA (resp. with 20, 40, 80 or 160 M-Bus devices)

## Communication

### KNX side

- KNX TP (Twisted Pair) communication port electrically isolated from power supply
- Baud rate 9600 baud
- 1440-byte volatile support “KNX image” memory buffer

### M-Bus side

- M-Bus communication port (wired version, two-pole cable)
- Selectable baud rate from 300 to 9600 baud
- Device addressing from 1 to 250
- Variable reading through M-Bus slave device mapping
- 1440-byte volatile support “M-Bus image” memory buffer

## Configuration

- Ethernet communication port (IEEE 802.3), RJ45 connector, minimum cable category: 5E

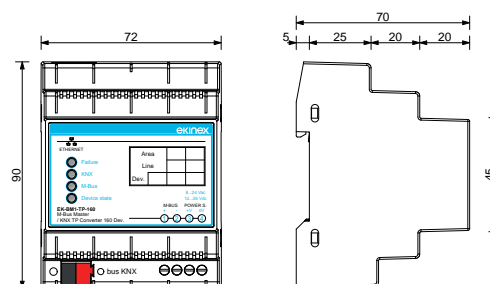
## Products included

The delivery includes the device and terminal blocks to connect to the KNX bus.

## Other information

M-Bus (Meter-Bus) is a standard protocol for remote reading of data acquired from thermal energy, electricity, gas and water meters. M-Bus is fully compliant with EN 13757: Communication Systems for remote meter reading, parts 2 (Physical and connection layer) and 3 (Application layer).

## Dimensions [mm]



## Order information

| Code          | Version               | Package |
|---------------|-----------------------|---------|
| EK-BM1-TP-20  | max 20 slave devices  | 1 pcs.  |
| EK-BM1-TP-40  | max 40 slave devices  | 1 pcs.  |
| EK-BM1-TP-80  | max 80 slave devices  | 1 pcs.  |
| EK-BM1-TP-160 | max 160 slave devices | 1 pcs.  |



## Configuration and commissioning

By means of software tool **CGEKBM1TP.exe** (download from [www.ekinex.com](http://www.ekinex.com))



## Documentation

For further information please refer to data sheet **STEKBM1TP\_EN.pdf**, download from [www.ekinex.com](http://www.ekinex.com)





# Gateway PROFINET - KNX

## GATEWAYS

### Description

The Ekinex® PROFINET - KNX Gateway performs a protocol conversion between a PROFINET and a KNX TP network. The device acts as slave of PROFINET communication. The device integrates a KNX bus communication module and it is suitable for mounting on a 35 mm DIN rail; it requires an auxiliary power supply.

### Main features

- Plastic casing
- Connection to bus line with KNX terminal block
- Installation on 35 mm rail (according to EN 60715)
- 4 modular units (1 MU = 18 mm)
- IP20 protection degree (installed device)
- Weight 145 g

### Technical data

- Power supply: 8...24 Vac or 12...35 Vdc
- Absorption at 24 Vdc: 3,5 VA

### Communication

#### KNX side

- KNX TP (Twisted Pair) communication port electrically isolated from power supply
- 1440-byte volatile support "KNX image" memory buffer

#### PROFINET side

- Ethernet communication port (IEEE 802.3), RJ45 connector, minimum cable category: 5E. Communication PROFINET slave
- PROFINET data exchange
- 1440-byte volatile support "PROFINET image" memory buffer

### Configuration

- Ethernet communication port (IEEE 802.3), RJ45 connector, minimum cable category: 5E.

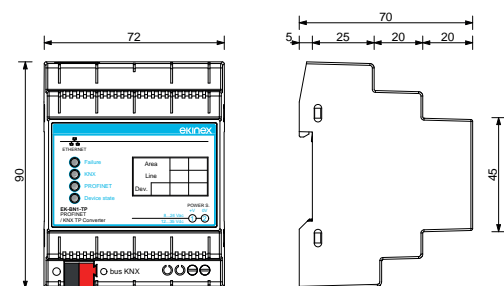
### Products included

The delivery includes the device and terminal blocks to connect to the KNX bus.

### Other information

PROFINET (Process Field Net) is an open source, Ethernet based (IEEE 802.xx) standard communication protocol, suitable for data exchange between field devices in industrial and process automation applications. The standard is supported by PROFIBUS & PROFINET International (PI) association.

### Dimensions [mm]



### Order information

| Code      | Application                        | Package |
|-----------|------------------------------------|---------|
| EK-BN1-TP | protocol conversion KNX - PROFINET | 1 pcs.  |



### Configuration and commissioning

By means of software tool **CGEKBN1TP.exe** (download from [www.ekinex.com](http://www.ekinex.com))



### Documentation

For further information please refer to data sheet **STEKBN1TP\_EN.pdf**, download from [www.ekinex.com](http://www.ekinex.com)





# Gateway DALI - KNX

GATEWAYS

## Description

The Ekinex® DALI - KNX Gateway allows the control of the devices present in a DALI network from a KNX TP network. The device has an integrated KNX bus communication module and integrates the power supply stage for the DALI bus.

## Main features

- Connection to the KNX bus line with standard KNX terminal block
- Plastic casing
- Installation on 35 mm rail (according to EN 60715)
- 4 modular units (1 MU = 18 mm)
- IP20 protection degree (installed device)

## DALI functions

- Control of up to 64 DALI devices in up to 16 groups
- Up to 16 light Scenes
- Broadcast function
- Individual, group or central addressing
- Suitable for operation in emergency lighting systems
- Readout of DALI device status via KNX (e.g. brightness or device error)

## Configuration

- Application program for ETS v.5 for the configuration of the KNX functions of the device
- PC application program for the configuration of the device and of DALI appliances

## Connections

- KNX port with standard connector
- Screw terminals (doubled) for the DALI bus
- Ethernet port (IEEE 802.3), RJ45 connector, category 5E cable (or higher)

## Technical data

- Device power supply: 230 Vac
- Power supply output for the DALI bus: 12 VDC 250mA

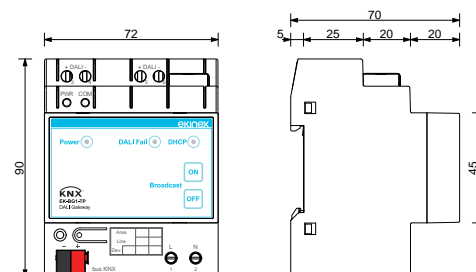
## Products included

The delivery includes the device and terminal blocks to connect to the KNX bus.

## Other information

DALI® (Digital Addressable Lighting Interface) is a worldwide standard protocol for lighting control interfacing systems, whose data exchange protocol is compliant with IEC 62386. DALI is a trademark of ZVEI (Zentralverband Elektrotechnik- und Elektronikindustrie e.V.).

## Dimensions [mm]



## Order information

| Code      | Application                    | Package |
|-----------|--------------------------------|---------|
| EK-BG1-TP | protocol conversion KNX - DALI | 1 pcs.  |



## Configuration and commissioning

By means of the PC software **CGEKBG1TP.exe** and the ETS v.5 application program **APEKBG1TP##.knxprod** (download both from [www.ekinex.com](http://www.ekinex.com))



## Documentation

For further information please refer to data sheet **STEKBG1TP\_EN.pdf**, download from [www.ekinex.com](http://www.ekinex.com)





# Voice control interface - KNX

GATEWAY

## Description

Device with interface function between a KNX network (TP, twisted pair) and home speakers equipped with Amazon Alexa or Google Assistant. The interface, connected to ekinex cloud services, is suitable for the control by voice commands of light, climate and motorization of a modern KNX standard building. The product is designed for installation on DIN profile rail and occupies 2 modules. The 12-24 Vdc power supply is external (power supply not included in the supply). The product with hardware based on embedded operating system, has a KNX TP node (twisted pair) and can therefore be connected directly to the bus network of KNX devices. The external connectivity is realized through the Ethernet port that connects the device directly to the home router.

The integrated web server provides access to the configuration environment and provides the following functions:

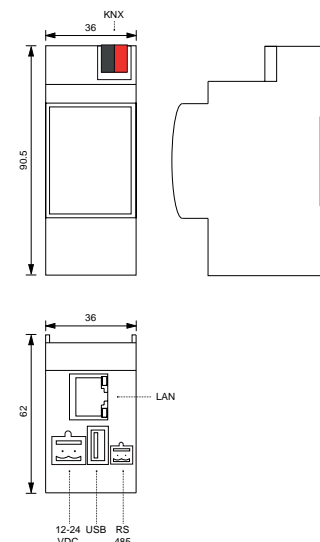
- Interface network settings
- Registration and subscription to ekinex cloud services
- Automatic import of the ETS project and merging with previous imports
- Configuration of voice control accessories (max 150 accessories): lighting (on/off, dimmed and RGB), motorizations (open/close stop and position) and climate
- Configuration of action sequences on the KNX bus, which can be called up as scenarios by voice assistants
- Configuration of the IFTTT (If This Than That) cloud platform for the creation of association rules between events on the KNX bus and compatible services (e.g. sending e-mail)

On the Amazon Alexa and Google Assistant apps, the Ekinex skill and action are available respectively for the complete configuration of the service.

## Main features

- 12-24 Vdc power supply (absorption 240 mA at 12 Vdc) by means of a special plug-in terminal supplied. Power supply not included
- KNX TP bus (twisted pair) via red-black terminal provided
- 1 Ethernet port via cat. 5 or higher cable and standard RJ45 connector
- 2 frontal LEDs: POWER LED for signalling the presence of power supply; SERVICE LED for signalling particular operations in progress.
- 1 RESET button housed under the front cover on the back of the vertical card
- 1 RS485 port: not used
- 1 USB 2.0 port: not used

## Dimensions [mm]



## Order information

| Code      | Application   | Package |
|-----------|---------------|---------|
| EK-BW1-TP | Voice control | 1 pcs.  |



## Configuration and commissioning

Through internet browser configurable both locally and remotely via cloud access.



## Documentation

For further information please refer to data sheet **STEKBW1TP\_EN.pdf**, download from [www.ekinex.com](http://www.ekinex.com)



# CoolMasterNet with integrated KNX module

GATEWAY

## Description

CoolMasterNet Ekinex® is a plug and play interface for bidirectional data exchange between the KNX home automation system and the bus communication system dedicated to air conditioning through VRV / VRF and splits. CoolMasterNet allows the KNX system to individually monitor and control all the units connected to the bus system dedicated to air conditioning. The LCD touch-screen also allows the direct control of every unit. Among the available\* controls there are:

- on/off
- mode (Cool, Heat, Auto, Fan)
- fan speed
- temperature setpoint
- room temperature feedback
- error code

The dedicated CoolRemote App allows the remote login via web through smartphone, tablet or PC to verify the status of the system and possible error codes (where available) and perform basic controls such as on/off (individual or collective), setup of the temperature setpoint, selection of the operating mode and fan speed. The device is equipped with communication lines for the following manufacturers: Mitsubishi Electric, Daikin, Toshiba, Panasonic, Sanyo, Hitachi, Mitsubishi Heavy Industries, LG, Samsung, and Gree. The device integrates a KNX bus communication module and is realized for wall-mounting. The device is powered by a SELV 12-24 Vdc voltage.

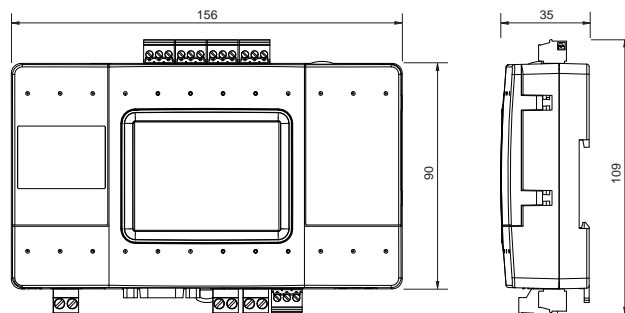
## Main features

- Plastic material
- Colour LCD touch-screen display
- Green (on/off connection) and orange (Tx/Rx indication) LED
- Connection to bus line with KNX terminal block
- RS232 (ASCII), RS485 (Modbus RTU), Ethernet (ASCII, Modbus IP), mini USB (maintenance) ports
- Wall-mounting
- Weight 270 g

## KNX module

- Pre-installed in factory
- Activated through assignment of L3 communication line
- 128 default group addresses (expandable to 1.024)

## Dimensions [mm]



## Order information

| Code      | Package |
|-----------|---------|
| EK-BQ1-TP | 1 pcs.  |



## Configuration and commissioning

By means of application program **Quickinstall** (download from [www.ekinex.com](http://www.ekinex.com))



## Documentation

For further information please refer to data sheet **STEKBQ1TP\_EN.pdf**, download from [www.ekinex.com](http://www.ekinex.com)



# Metering

## RAIL-MOUNTING DEVICES

|   | EK-ME1-MDB<br>Network<br>analyzer (basic) | EK-MEK-xx<br>Kit network<br>analyzer<br>(enhanced) and<br>Rogowski coils | EK-ME1-06T<br>6 A three-phase<br>MID energy<br>meter | EK-ME1-80M<br>80 A single-<br>phase MID<br>energy meter | EK-ME1-80T<br>80 A three-<br>phase MID<br>energy meter | EK-MC1-MD<br>Modbus<br>communication<br>module | EK-MC1-TP<br>KNX<br>communication<br>module |
|---|---|--|--|---|--|--|---|
| Three-phase energy meter  | •   | •  | •  | -   | •  | -  | -   |
| Single-phase energy meter   | -   | -  | -  | •   | -  | -  | -   |
| Direct connection   | -   | -  | •  | •   | •  | -  | -   |
| Rogowski coil   | •   | •  | -  | -   | -  | -  | -   |
| Fully bi-directional four quadrants measurements for all energies and powers                | •   | •  | •  | •   | •  | -  | -   |
| Main electrical parameters measured and displayed for a cost-effective consumption analysis | •   | •  | -  | -   | -  | -  | -   |
| For 3 / 4 wire networks with balanced or unbalanced load                                    | •   | •  | •  | -   | •  | -  | -   |
| Class B according to EN 50470-3   | -   | -  | •  | •   | •  | -  | -   |
| Tariff Input  | -   | -  | •  | •   | •  | -  | -   |
| 2 SO outputs for energy pulse emission  | -   | -  | •  | •   | •  | -  | -   |
| 1 configurable digital output   | •   | •  | -  | -   | -  | -  | -   |
| Possibility to record MIN / AVG / MAX values for all powers                                 | •   | •  | -  | -   | -  | -  | -   |
| LCD-Display   | •   | •  | •  | •   | •  | -  | -   |
| Optical port for communication  | -   | -  | •  | •   | •  | -  | -   |
| Sealable cover to prevent tampering   | •   | •  | •  | •   | •  | -  | -   |
| MID Certificate   | -   | -  | •  | •   | •  | -  | -   |
| Modbus RTU (8N1) and ASCII (7E2) protocol   | •   | •  | -  | -   | -  | •  | -   |
| - RS485 port  | -   | -  | -  | -   | -  | •  | -   |
| - Communication speed: 300 ÷ 115200 bps   | -   | -  | -  | -   | -  | •  | -   |
| - Termination resistor integrated in the module   | -   | -  | -  | -   | -  | •  | -   |
| - Optical port for communication  | -   | -  | -  | -   | -  | •  | -   |
| - Communication speed: 38400 bps  | -   | -  | •  | •   | •  | -  | -   |
| KNX protocol  | -   | -  | -  | -   | -  | -  | •   |
| - Communication speed: 9600 bps   | -   | -  | -  | -   | -  | -  | •   |
| Plug-in software  | •   | •  | -  | -   | -  | -  | -   |
| Mounting on standard 35 mm rail (EN 60715)  | •   | •  | •  | •   | •  | •  | •   |



# Network analyzer

METERING

### Description

The Ekinex® network analyzer EK-ME1-MDB is a three-phase multifunctional instrument for measurement and recording of electrical parameters with separate inductive and capacitive counters. Delivery includes a digital output (DO) and a RS485 serial port for communication over Modbus RTU/ASCII protocol. Possibility to update the firmware version remotely is given. The device is suitable for mounting on a 35 mm DIN rail; it requires an auxiliary power supply.

### Functions

- Fully bidirectional four quadrants measurements for all energies and powers
- Main electrical parameters measured and displayed for a cost effective consumption analysis
- Version for 1 or 5A CT
- 1 MB for data recording
- Possibility to record average values for active & reactive powers
- Modbus RTU / ASCII communication by RS485 port
- Possibility to manage the instrument in remote mode by WintoolNETME1 software

### Main features

- Plastic casing
- Backlighted LCD-Display , 43 x 29 mm 3 rows, 4 digits + symbols
- Keyboard: 3 front buttons + 1 protected button
- Screw terminal blocks connection
- Installation on 35 mm DIN rail (according to EN 60715)
- 4 modular units (1 MU = 18 mm)
- Protection degree IP20 (installed device)
- Weight 310 g

### Technical data

#### Power supply

- Voltage range: 85...265 Vac
- Max consumption: 1,6 VA - 1 W

#### Voltage inputs

- Voltage range: 3x10 / 17 ... 3x285 / 495 Vac, Cat III 300 V

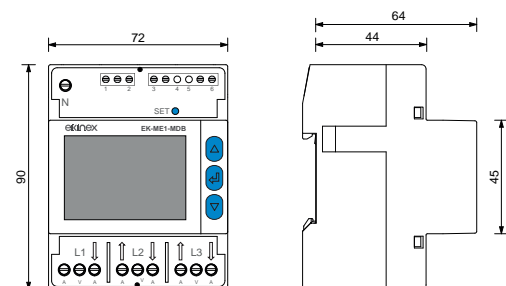
#### Current inputs

- Maximum value: 6 A

#### Digital output (DO)

- Type: Passive optoisolated
- Maximum values (according to IEC / EN 62053-31): 27 Vdc - 27 mA

### Dimensions [mm]



### Order information

| Code       | Device                               | Package |
|------------|--------------------------------------|---------|
| EK-ME1-MDB | Network analyzer in enhanced version | 1       |



### Remote management

By means of the software tool **WintoolNETME1** (download from [www.ekinex.com](http://www.ekinex.com))



### Documentation

For more information, see the **STEKME1MDBE\_EN.pdf**, technical sheet for download from [www.ekinex.com](http://www.ekinex.com)







# Kit with network analyzer and Rogowski coils

METERING

## Description

The kit Ekinex® EK-MEK includes a EK-ME1-MDE network analyzer (enhanced version) and three sensors for measurement and recording of Rogowski current. Sensors are available with the following lengths: 300, 450 and 700 mm.

## Functions (network analyzer)

- Fully bidirectional four quadrants measurements for all energies and powers
- Main electrical parameters measured and displayed for a cost effective consumption analysis
- Version for 1 or 5A CT
- 8 MB for data recording
- Possibility to record MIN / AVG / MAX for instantaneous parameters
- Possibility to record all energy counters
- Modbus RTU / ASCII communication by RS485 port
- Possibility to manage the instrument in remote mode by WintoolNETME1 software

## Main features

### Network analyzer

- Plastic casing
- Backlighted LCD-Display , 43 x 29 mm 3 rows, 4 digits + symbols
- Keyboard: 3 front buttons + 1 protected button
- Screw terminal blocks connection
- Installation on 35 mm DIN rail (according to EN 60715)
- 4 modular units (1 MU = 18 mm)
- Protection degree IP20 (installed device)
- Weight 260 g

## Rogowski coils

### Transducer

- Coil length: 30, 45 or 70 cm
- Wire diameter:  $8,3 \pm 0,2$  mm
- Closing: bayonet
- Weight: from 150 to 500 g
- Material: thermoplastic UL94-V0

## Order information

| Code (kit) | Device                                 | Sensors                       |
|------------|--|-------------------------------|
| EK-MEK-30  | Network analyzer<br>(enhanced version) | 3 Rogowski coils 30 cm length |
| EK-MEK-45  |  | 3 Rogowski coils 45 cm length |
| EK-MEK-70  |  | 3 Rogowski coils 70 cm length |

## Electrical features

- Output level (RMS): 100 mV / 1 kA @50Hz (standard)
- Transducer resistance: from 70 to 900  $\Omega$
- Position error: less than  $\pm 1\%$  of reading (with wire diameter = 15 mm)
- Frequency: around 40 Hz at 20 kHz
- Operating voltage: 1000 VRMS CAT III, 600 VRMS CAT IV
- Pollution degree 2
- Test voltage: 7400 VRMS / 1 min

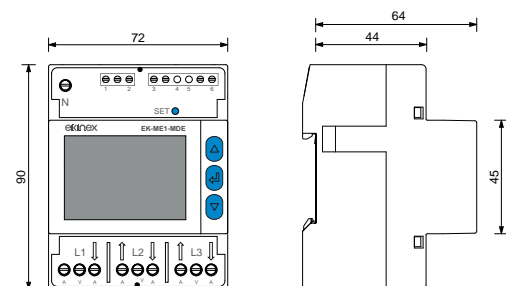
## Connection wires

- Type: 2 x 0,15 mm shielded
- Length: 300 cm

## Products included

Delivery includes a network analyzer and 3 Rogowski coils.

## Dimensions [mm]



## Remote management

By means of the software tool **WintoolNETME1** (download from [www.ekinex.com](http://www.ekinex.com))



## Documentation

For more information, see the **STEKME1MDBE\_EN.pdf** and **STEKROG\_EN.pdf** technical sheets for download from [www.ekinex.com](http://www.ekinex.com)





# 80 A MID single phase energy meter

METERING

## Description

The 80 A single-phase compact energy meter Ekinex® EK-ME1-80M performs the measurement of energy and main electrical parameters in industrial and civilian application. The backlighted LCD allows to display energies and instantaneous powers. Delivery includes a tariff input and two SO outputs for energy pulse emission. The device is also equipped with an optical port for communication with other systems as well as Ekinex® Modbus RS485 (EK-MC1-MD) and KNX (EK-MC1-TP) communication modules. It has MID certification for billing, metrological LED on the front panel and lateral anti-effraction sealing. The device is suitable for mounting on a 35 mm DIN rail.

## Functions

- Fully bidirectional four quadrants measurements for all energies and powers
- Direct connection up to 80 A

## Main features

- Plastic casing
- Backlighted LCD-Display with 7 main digits
- Screw terminal blocks connection
- Installation on 35 mm DIN rail (according to EN 60715)
- Protection degree IP20 (installed device)
- 2 modular units (1 MU = 18 mm)
- Weight 200 g

## Technical data

### Power supply

- Power supplied from the voltage circuit
- Nominal measurement voltage  $\pm 20\%$
- Max consumption: 7,5 VA - 0,5 W

### Voltage

- 230...240 V 50 / 60 Hz (nominal values)

## Current

- Starting current  $I_{st}$ : 20 mA
- Minimum current  $I_{min}$ : 250 mA
- Transition current  $I_{tr}$ : 500 mA
- Reference current  $I_{ref}$  (Ib): 5 A
- Maximum current  $I_{max}$ : 80 A

## Accuracy

- Active energy class B according to EN 50470-3
- Reactive energy class 2 according to IEC / EN 62053

## SO outputs

- 2 passive optoisolated
- Maximum values: 250 Vac-dc - 100 mA
- Pulse length:  $50 \pm 2$  ms ON time

## Tariff input

- Active optoisolated
- Voltage range for tariff 2: 80 ... 276 Vac-dc

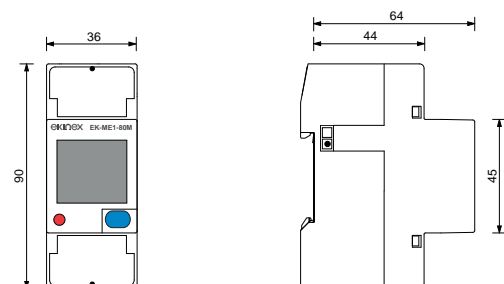
## Metrological LED

- Meter constant: 10000 imp / kWh

## Products included

Delivery includes a sealable cover for terminal blocks.

## Dimensions [mm]



## Order information

| Code       | Package |
|------------|---------|
| EK-ME1-80M | 1 pcs.  |



## Monitoring

By means of the software tool **Ekinex® Modbus Master** (download from [www.ekinex.com](http://www.ekinex.com))



## Documentation

For more information, see the **STEKME180M\_EN.pdf** technical sheet for download from [www.ekinex.com](http://www.ekinex.com)





# 6 A MID three phase energy meter

METERING

## Description

The 6 A three-phase compact energy meter Ekinex® EK-ME1-06T performs the measurement of energy and main electrical parameters in industrial and civilian application. The backlighted LCD allows to display energies and instantaneous powers. Delivery includes a tariff input and two SO outputs for energy pulse emission. The device is also equipped with an optical port for communication with other systems as well as Ekinex® Modbus RS485 (EK-MC1-MD) and KNX (EK-MC1-TP) communication modules. It has MID certification for billing, metrological LED on the front panel and lateral anti-effraction sealing. The device is suitable for mounting on a 35 mm DIN rail.

## Functions

- Fully bidirectional four quadrants measurements for all energies and powers
- Version for 1 or 5A CT (programmable CT value)
- For 3 / 4 wire networks with balanced or unbalanced load

## Main features

- Plastic casing
- Backlighted LCD-Display with 8 main digits
- Screw terminal blocks connection
- Installation on 35 mm DIN rail (according to EN 60715)
- Protection degree IP20 (installed device)
- 4 modular units (1 MU = 18 mm)
- Weight 320 g

## Technical data

### Power supply

- Power supplied from the voltage circuit
- Nominal measurement voltage  $\pm 20\%$
- Max consumption: 7,5 VA - 0,5 W
- CT burden (for each phase): 0,04 VA

### Voltage and frequency

- 3x230 / 400 3x240 / 415 V 50 / 60 Hz (nominal values)

## Current

- Starting current  $I_{st}$ : 2 mA
- Minimum current  $I_{min}$ : 10 mA
- Transition current  $I_{tr}$ : 50 mA
- Reference current  $I_{ref}$  (Ib): 1 A
- Maximum current  $I_{max}$ : 6 A

## Accuracy

- Active energy class B according to EN 50470-3
- Reactive energy class 2 according to IEC / EN 62053

## SO outputs

- 2 passive optoisolated
- Maximum values: 250 Vac-dc - 100 mA
- Pulse length: 50  $\pm$  2 ms

## Tariff input

- Active optoisolated
- Voltage range for tariff 2: 80 ... 276 Vac-dc

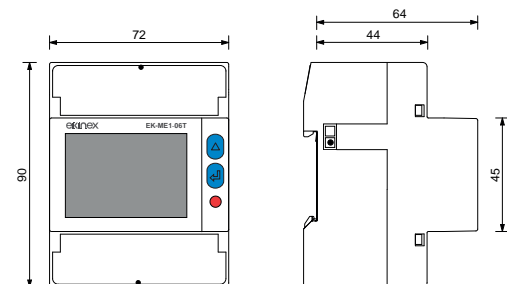
## Metrological LED

- Meter constant: 10000 imp / kWh

## Products included

Delivery includes a sealable cover for terminal blocks.

## Dimensions [mm]



## Monitoring

By means of the software tool **Ekinex® Modbus Master** (download from [www.ekinex.com](http://www.ekinex.com))



## Documentation

For more information, see the **STEKME106T\_EN.pdf**, technical sheet for download from [www.ekinex.com](http://www.ekinex.com)



## Order information

| Code       | Package |
|------------|---------|
| EK-ME1-06T | 1 pcs.  |



# 80 A MID three phase energy meter

METERING

## Description

The 80 A three-phase compact energy meter Ekinex® EK-ME1-80T performs the measurement of energy and main electrical parameters in industrial and civilian application. The backlighted LCD allows to display energies and instantaneous powers. Delivery includes a tariff input and two SO outputs for energy pulse emission. The device is also equipped with an optical port for communication with other systems as well as Ekinex® Modbus RS485 (EK-MC1-MD) and KNX (EK-MC1-TP) communication modules. It has MID certification for billing, metrological LED on the front panel and lateral anti-effraction sealing. The device is suitable for mounting on a 35 mm DIN rail.

## Functions

- Fully bidirectional four quadrants measurements for all energies and powers
- Direct connection up to 80 A
- For 3 / 4 wire networks with balanced or unbalanced load

## Main features

- Plastic casing
- Backlighted LCD-Display with 8 main digits
- Tariff input
- 2 SO outputs for energy pulse emission
- Optical port for communication with external modules
- Screw terminal blocks connection
- Installation on 35 mm DIN rail (according to EN 60715)
- Protection degree IP20 (installed device)
- 4 modular units (1 MU = 18 mm)
- Weight 435 g

## Technical data

### Power supply

- Power supplied from the voltage circuit
- Nominal measurement voltage  $\pm 20\%$
- Max consumption: 7,5 VA - 0,5 W

### Voltage and frequency

- 3x230 / 400 3x240 / 415 V 50 / 60 Hz (nominal values)

## Order information

| Code       | Package |
|------------|---------|
| EK-ME1-80T | 1 pcs.  |

## Current

- Starting current  $I_{st}$ : 20 mA
- Minimum current  $I_{min}$ : 250 mA
- Transition current  $I_{tr}$ : 500 mA
- Reference current  $I_{ref}$  (Ib): 5 A
- Maximum current  $I_{max}$ : 80 A

## Accuracy

- Active energy class B according to EN 50470-3
- Reactive energy class 2 according to IEC / EN 62053

## SO outputs

- 2 passive optoisolated
- Maximum values: 250 Vac-dc - 100 mA
- Pulse length: 50  $\pm$  2 ms ON time

## Tariff input

- Active optoisolated
- Voltage range for tariff 2: 80 ... 276 Vac-dc

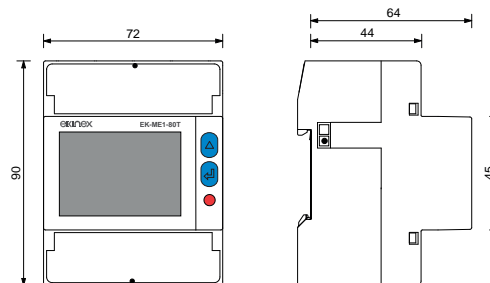
## Metrological LED

- Meter constant: 10000 imp / kWh

## Products included

Delivery includes a sealable cover for terminal blocks.

## Dimensions [mm]



## Monitoring

By means of the software tool **Ekinex® Modbus Master** (download from [www.ekinex.com](http://www.ekinex.com))



## Documentation

For more information, see the **STEKME180T\_EN.pdf**, technical sheet for download from [www.ekinex.com](http://www.ekinex.com)





# Modbus communication module

METERING

## Description

The Ekinex® RS485 Modbus communication module EK-MC1-MD collects and transmits, through Modbus RTU or ASCII protocol, measurement data of Ekinex® single and three phase energy meters. Data transmission between meter and communication module is performed through the integrated optical port. Change of RS485 parameters is made directly on the combined meter or by sending the proper Modbus protocol commands to the module. The device is suitable for mounting on a 35 mm DIN rail.

## Main features

- Plastic casing
- Set default pushbutton to restore all parameters to the factory settings
- Frontal LED for Power (POWER) and Communication (ACT / ERR) status
- Bus line connection through KNX terminal block
- Installation on 35 mm DIN rail (according to EN 60715)
- 1 modular unit (1 MU = 18 mm)
- Protection degree IP20 (installed device)
- Weight 65 g

## Technical data

### Power supply

- Nominal voltage: 230 Vac ± 20% / 50 Hz
- Max repetitive voltage: 300 Vac
- Max non repetitive voltage peak: 320 Vac (20 ms)
- Consumption: max 5 VA

## Communication

### Modbus side

- Protocol: Modbus RTU (8N1) and ASCII (7E2)
- Port: RS485
- Communication speed: 300...115200 bps
- Termination resistor integrated in the module

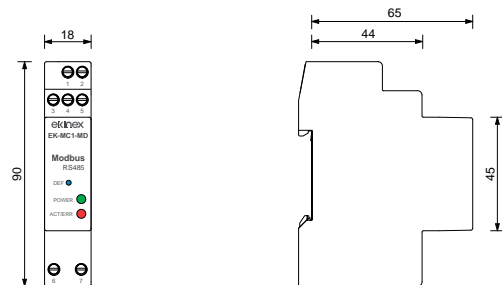
### Meter side

- Type: serial, optical port
- Communication speed: 38400 bps

## Products included

Delivery includes a terminal block for connecting the bus line.

## Dimensions [mm]



## Order information

| Code      | Application   | Package |
|-----------|---|---------|
| EK-MC1-MD | Transmission over Modbus of data measured by Ekinex® meters | 1 pcs.  |



## Monitoring

By means of the software tool **Ekinex® Modbus Master** (download from [www.ekinex.com](http://www.ekinex.com))



## Documentation

For more information, see the **STEKMC1MD\_EN.pdf**, technical sheet for download from [www.ekinex.com](http://www.ekinex.com)





# KNX communication module

METERING

## Description

The Ekinex® KNX communication module EK-MC1-TP collects and transmits, through KNX bus line, measurement data of Ekinex® single and three phase energy meters. Data transmission between meter and communication module is performed through the integrated optical port. A LED on the front displays informations about powering status. The device integrates a KNX bus communication module and is realized for mounting on a standard 35 mm DIN-rail.

## Main features

- Plastic casing
- Programming LED and pushbutton on the front
- Connection to bus line with KNX terminal block
- Installation on 35 mm DIN rail (according to EN 60715)
- 1 modular unit (1 MU = 18 mm)
- Protection degree IP20 (installed device)
- Weight 40 g

## Technical data

- Voltage range: 24 Vdc from KNX bus
- Max consumption: < 10 mA

## Communication

### KNX side

- Protocol: KNX (TP)

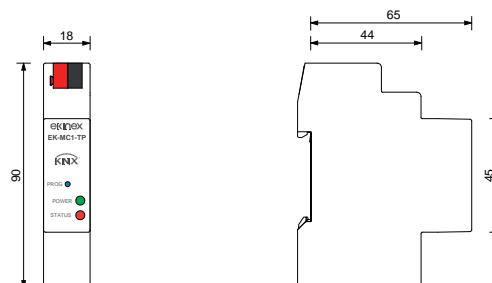
### Meter side

- Type: serial, optical port
- Communication speed: 38400 bps

## Products included

Delivery includes a terminal block for connecting the bus line.

## Dimensions [mm]



## Order information

| Code      | Application  | Package |
|-----------|--|---------|
| EK-MC1-TP | Transmission over KNX of data measured by Ekinex® meters | 1 pcs.  |



## Configuration and commissioning

By means of ETS4 2.0 software (or later versions) Application program **APEKMC1TP##.knxprod** (## = version, download from [www.ekinex.com](http://www.ekinex.com))



## Documentation

For more information, see the **STEKMC1TP\_EN.pdf**, technical sheet for download from [www.ekinex.com](http://www.ekinex.com)





# Terminal blocks

ACCESSORIES

## Description

Terminal block for the connection of KNX bus lines or SELV auxiliary power supply. It allows the connection of max. 4 pairs of wires. To be used also as distribution terminal in wall boxes.

## Colour coding

- EK-MNR-TP: red = + (positive), black = - (negative)
- EK-MGB-TP: yellow = + (positive), white = - (negative)

## Main features

- 4 plug-in seats for each polarity
- Fast spring connection
- Suitable for solid wire diameter 0,6÷0,8 mm
- Mechanical coding for terminal block housing on devices
- Wire strip length (advised) 5-6 mm

## Order information

| Code      | Colour coding | Use             | Package |
|-----------|---------------|-----------------|---------|
| EK-MNR-TP | red/black     | bus connection  | 50      |
| EK-MGB-TP | yellow/white  | SELV connection | 50      |

## Technical data

- Nominal voltage 100 V
- Nominal current 6 A

## Products included

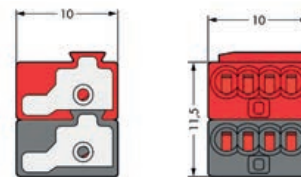
Package of 50 pieces.

## Note

A terminal block for the connection of KNX bus line (EK-MNR-TP) is supplied with every

Ekinex® device. A terminal block for the connection of SELV auxiliary power supply is supplied along with EK-AG1-TP power supply and Touch&See unit.

## Dimensions [mm]



EK-MNR-TP



EK-MGB-TP



## Description

The bus cable LSHF (Low Smoke Halogen Free) is a twisted pair cable for the connection of KNX bus devices and the derivation of KNX bus lines. It is available with a single pair of wires with a diameter of 0.8 mm. Screen in aluminium foil. For use in dry interior.

## Main features

- Cable for KNX based applications (TP)
- Single pair of wires Ø 0,8 mm
- Black/red wires for KNX bus line connection
- Yellow/white wires for auxiliary SELV or spare power supply

## Order information

| Code      | Type        | Use                           | Package [m] |
|-----------|-------------|-------------------------------|-------------|
| EK-112-TP | 1 x 2 x 0,8 | bus connection                | 100         |
| EK-114-TP | 2 x 2 x 0,8 | bus connection and spare pair | 100         |

## Technical data

- Nominal voltage: 50 V
- Test voltage: 4 kV

## Products included

100 m bundle covered with cellophane.



EK-112-TP



EK-114-TP







## Ekinex Delégo: the system

### SUPERVISION

Delégo is a system for the supervision and control of a KNX home automation system. Developed with web-oriented technologies, it has a uniform interface with high graphical impact on every platform, both desktop (PC) and mobile (Apple iOS and Android devices), with both local and remote connection. The system consists of a compact server (based on Linux operating system) to be installed in an electrical box: the device connects directly to the KNX bus via twisted pair; the connection to the home router is made via the Ethernet port on your local network (LAN).

The user can interact with the system either by means of mobile devices, or with one or more fixed stations, by means of Delégo panel a touch-panel with elegant and minimal design, for wall installation, connected via Ethernet port on its local network (LAN). The Delégo supervision system is characterized by a simple and at the same time extremely complete configuration, thanks to the direct import of the ETS project file. The functional definition of the various imported domotic objects and the correspondence with a rich and customizable set of controls (widgets) for the user, is also very straightforward.

The renewed interface is simple and intuitive and allows the user to interact with the home automation system of his smarthome through the use of different devices, with absolute uniformity of use. The app allows you to remotely control lights, climate, automatism, audio/video equipment, shutters and more with a simple touch, from a single device and from anywhere in the building reached by the Wi-Fi network, or remotely via web connection.



## Renewed graphic interface

### SUPERVISION

The redesigned visual interface can be accessed either via an app for smartphone and tablet (supported operating systems: Apple iOS and Android) or from a desktop PC workstation. All the devices can be interfaced with the server previously configured so that all the functions of the automation system can be controlled and viewed. The app, accessible from mobile devices (smartphones and tablets) or fixed devices (Delégo panel), is structured for the logical vision of the building, by areas or services. The supervision with desktop PC also allows the visualization with synoptic: the plan of the space can be associated, following the physical location, with the set of available services.

#### VISUALIZATION BY AREAS

The app will display a list of configured areas, each identified by an image inserted in the web configurator during the commissioning phase;

In each area set through the web configurator (for example: living room, bedroom, kitchen) the user can choose whether to turn on or off the lights, or to change the settings of the room thermostat and other settings for each of the available features; Simple navigation between the different areas configured with a touch of the display.

#### VISUALIZATION BY SERVICES

The visualization of each area can be filtered through a toolbar that allows you to easily select the individual function available:

#### Lighting

#### Air conditioning

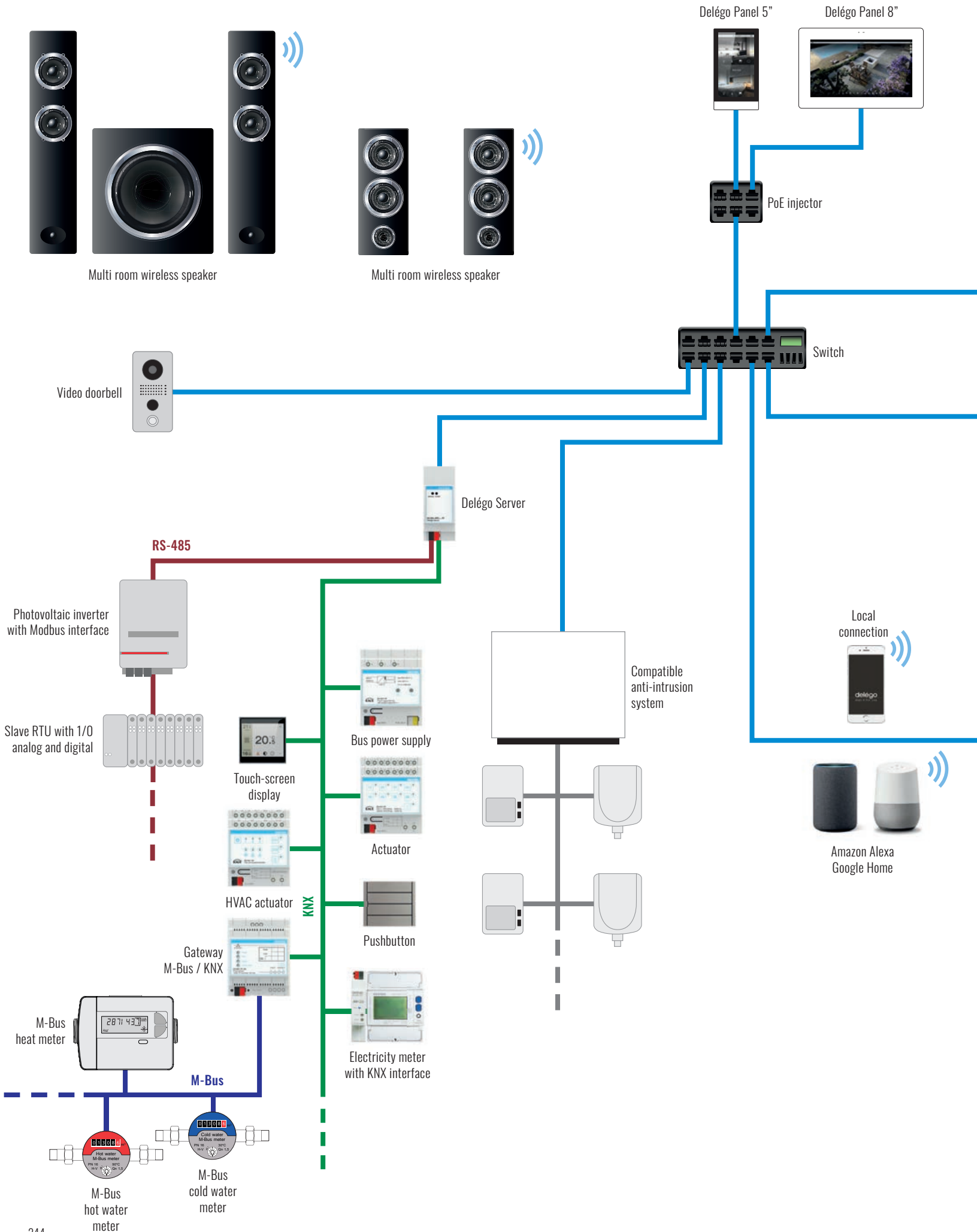
#### Shading and motorized automations

#### Scenarios

The app can be extended with the functions provided by the compatible video surveillance, intrusion detection and audio/video systems integrated in the Delégo server.





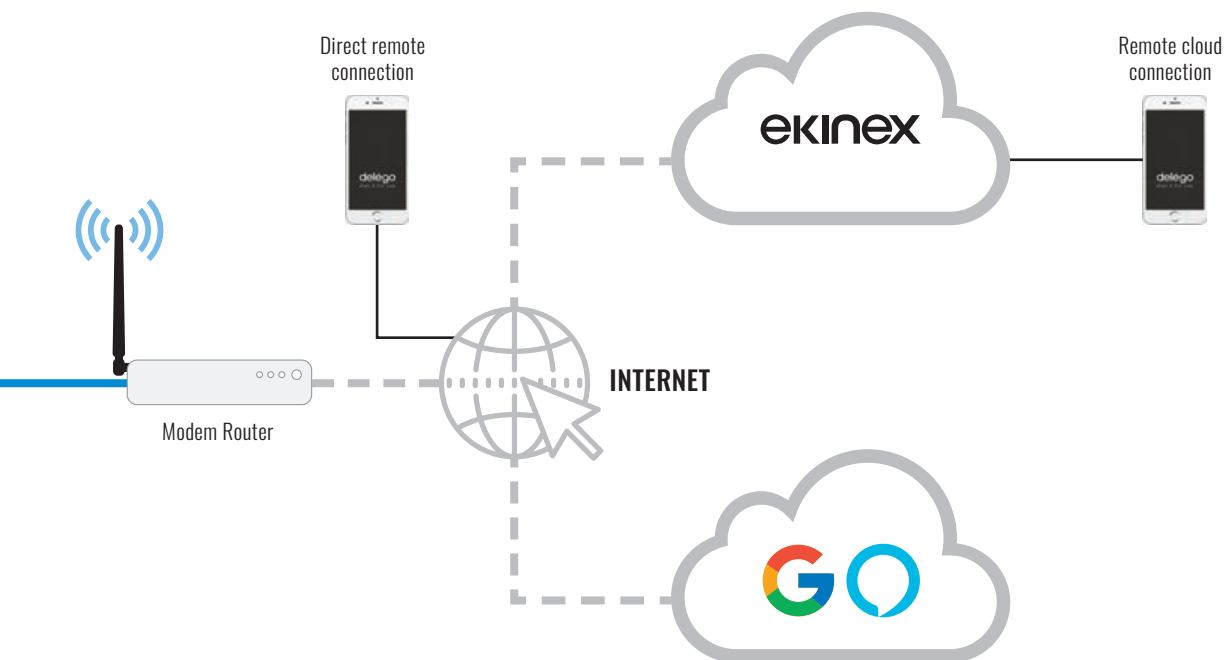



# Simplified configuration and maintenance

SUPERVISION

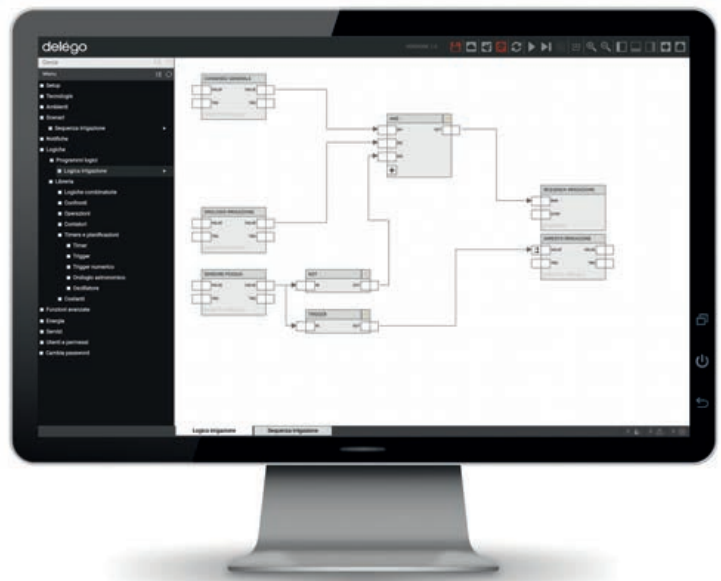
Thanks to the web interface it is possible to program the system online and offline (without Delégo server connected), and thanks to the ETS' project file import tool, it is possible to quickly integrate all the group addresses used. The system also supports the incremental upgrade of the installation via subsequent imports.

The graphics of the widgets adapt automatically according to the KNX communication objects connected in the project. The remote connection of the Delégo server can be made either via port forwarding or via native cloud connection. Maintenance and support can thus be carried out quickly and with reduced running costs.



# Complete versatility

## SUPERVISION



### Multiplatform

Delégo server can be managed by PC, MAC, Touch-PC, smartphone and tablet through a common Internet browser or with a free dedicated app (available for Apple devices and Android).

### Customizable

the graphics and automatic functions of Delégo server can be easily modified according to your needs, accessing the web pages with your PC of administration.

### Quick to configure

Delégo server proposes a set of ready-to-use functions typically used in the home automation supervisors and allows you to quickly import the structure of your own ETS building (KNX installation).

### Multi-protocol

Delégo server can be connected directly to both the KNX bus in the twisted version pair, both to Modbus on RS485 network and via TCP/IP protocol via Ethernet port. Thanks to the multi-protocol management it is possible to connect intrusion detection systems, thermoregulation, multimedia systems and video surveillance.

### Easy to install

Thanks to the size of only 2 modules on DIN rail, Delégo server can be easily installed directly into the electrical cabinet. The communication ports to the LAN, KNX bus and other technological subsystems do not require any additional external interfaces.

### Reliable

The Delégo server is based on a Linux operating system that guarantees reliability and stability. of the platform for continuous use, as well as providing a high degree of safety on the net.

### Also offline

It is possible to build the supervision project even without being connected to the webserver, working in "offline" mode directly on your PC or MAC.

### 100% Made in Italy

Hardware and software are designed, manufactured, assembled and tested entirely in Italy, to guarantee the highest quality of the product and after-sales service competent and helpful.

# Main features

## SUPERVISION

### SOFTWARE FEATURES

|   |   |                      |
|---|---|----------------------|
| <b>Standard technologies</b>              | KNX<br>RS-485 / TCP / UDP configurable<br>Modbus RTU/TCP  |                      |
| <b>User Interface</b>                     | Web / HTML5 (All operating systems)<br>Dedicated app (iOS   Android)  |                      |
| <b>Number of users</b>                    | Unlimited without additional licenses   |                      |
| <b>Synchronized connections</b>           | Up to 20 (scalable on request)  |                      |
| <b>Technological systems</b>              | Lighting<br>Heating / air conditioning<br>Motorized doors and windows<br>Irrigation<br>Thermal power plant   thermoregulation<br>Technical alarms<br>Consumption and energy management<br>Load control<br>Weather control<br>IP Cameras / IP Video Intercoms<br>Intrusion detection<br>Audio/Video broadcasting |                      |
| <b>Compatibility of operating systems</b> | Microsoft Windows<br>Apple Mac OSX<br>Linux   | Apple iOS<br>Android |

### VISUALIZATION

|                                   |   |  |
|-----------------------------------|---|--|
| <b>Layout</b>                     | Graphics scalable by resolution<br>Automatic recognition of mobile devices<br>Full support for touch and multi-touch devices  |  |
| <b>Navigation</b>                 | Personalized graphic pages<br>Multi-level environment navigation<br>Navigation by functions<br>Summary popups for the most complex functions<br>Always accessible and customizable menu |  |
| <b>Customization</b>              | Scenarios, Calendar schedules   |  |
| <b>Notifications and messages</b> | Notifications on screen, Email, Push notifications  |  |
| <b>Cloud Services</b>             | Remote Accessibility, Weather Services, IFTTT   |  |

### SETUP AND CONFIGURATION

|                                     |   |
|-------------------------------------|---|
| <b>Configuration mode</b>           | Online<br>Offline via free downloadable tool  |
| <b>Environment of configuration</b> | Integrated search engine<br>Navigation tree for access to all functions Drag & drop<br>Multi-tab for multiple simultaneous configuration functions  |
| <b>Setup and maintenance</b>        | Network<br>Date and time<br>Backup / stay configuration via browser<br>Language selection<br>Graphic Themes Selection and Layout<br>Customization<br>Software update via browser  |
| <b>Environments / graphic pages</b> | Grid layout and graphic map<br>Customizable background images<br>Custom Object Sorting/Placement  |
| <b>Advanced Functions</b>           | Scenarios with timings<br>Logics<br>Comparison of values and levels<br>Mathematical operations<br>Custom functions via scripting  |
| <b>Planning and calendar</b>        | Unlimited number of daily profiles for each object<br>Weekly and annual profiles<br>Configuration accessible by end user  |
| <b>Energy Management</b>            | Support for KNX network analyzers, ModBus<br>Integrated load control function<br>Graphical visualization of consumption and production<br>Real-time load absorption display<br>Automatic comparisons and consumption indicators |
| <b>Voice Control</b>                | Amazon Alexa - Google Assistant   |
| <b>Users and security</b>           | Unlimited number of users<br>Unlimited access<br>Secure SSL access via internet   |



# Delégo server

SUPERVISION

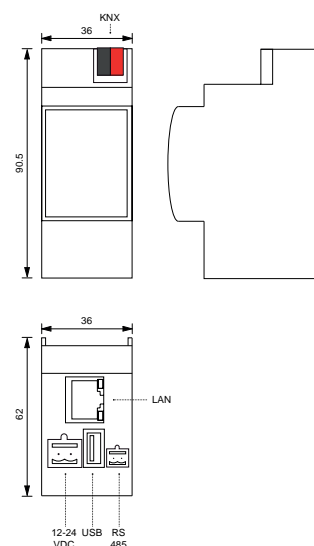
## Description

Web supervisor for home and building automation systems based on the KNX system. It allows to manage the functions present in the building through any type of device (PC/MAC, touch-PC, smartphone, tablet) as long as it is equipped with a web browser, both locally and remotely through internet. Customizable graphics suitable for any context and application, optimized for visualization on different fixed and mobile platforms. Simplified and fast configuration of KNX functions. Possibility to realize scenarios, time sequences, logics, conditions, operations mathematics, temporal planning through simple graphical tools and intuitive; reporting events and alarms on screen or via email. Configuration online or offline via free downloadable PDF tool; does not require programming or HTML skills for supervision customization. Interfacing with other communication technologies and protocols by enabling additional modules.

## Main features

- **Dimensions:** 90.5 x 62 x 36 mm 2 DIN modules
- **Power supply** 12 - 24 VDC Plug-in terminal provided
- **Absorption** 240mA at 24V
- **Connections** LAN (RJ45)  
KNX (standard red-black connector)  
RS485 (terminal supplied)  
USB
- **LED** Power  
Service / Reset
- **Degree of protection** IP 20 (according to EN 60529)
- **Insulation class** II (according to EN 60335-1)
- **Operating temperature** +0°C ... +40°C
- **Storage temperature** 10°C ... +70°C

## Dimensions [mm]



## Documentation

For further information please refer to data sheet (download from [www.ekinex.com](http://www.ekinex.com))



## Order information - Licenses

| Code              | Composition   | License version  | KNX Addresses | Scenarios | Logics/Thresholds | Environments | Loads     | Cameras   | Package |
|-------------------|---------------|--|---------------|-----------|-------------------|--------------|-----------|-----------|---------|
| EK-DEL-SRV-BAS-TP |               | BASIC  | 400           | 100       | 100               | Unlimited    | Unlimited | Unlimited | 1 pcs.  |
| EK-DEL-SRV-ADV-TP | Delégo server | ADVANCED   | 1200          | 100       | 100               | Unlimited    | Unlimited | Unlimited |         |
| EK-DEL-SRV-PRM-TP |               | PREMIUM  | 2500          | 100       | 100               | Unlimited    | Unlimited | Unlimited |         |
| EK-DEL-UPGR-BA    |               | upgrade server Delégo BASIC-ADVANCED   |               |           |                   |              |           |           |         |
| EK-DEL-UPGR-BP    | License       | upgrade server Delégo BASIC-PREMIUM  |               |           |                   |              |           |           |         |
| EK-DEL-UPGR-AP    |               | upgrade server Delégo ADVANCED-PREMIUM   |               |           |                   |              |           |           |         |
| EK-DEL-V1         | Voucher       | Voucher to enable one of the following modules at your choice: multimedia, video surveillance, IP video intercom, intrusion detection, Modbus RS485/TCP-IP (> 30 registers), energy module |               |           |                   |              |           |           |         |





# Delégo panel

## SUPERVISION

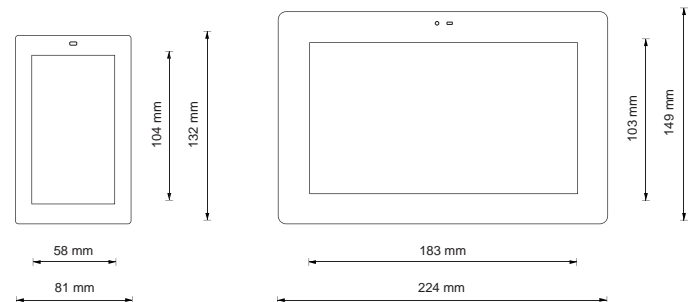
### Description

The touch-panels of the Delégo series are a must-have instrument for the management of the modern connected building. Through these you can control all the automation functions of the premises: lights, roller shutters, burglar alarm, climate control, building management, etc. energy saving and multimedia system. Delégo touch-panels are available in two cuts, with 5" and 8" capacitive display, with black and glossy white frame. The elegance of the minimalist design, the exceptional graphic of the HD display and the outstanding performances, make Delégo panel ideal for home, office, businesses, and any other area of installation.

### Main features

- **Overall dimensions (mm)** 81 x 132 x 14 (5") - 224 x 149 x 16 (8")
- **Wall-mounting box (5")** 2M wall-mounting box (Ex: Bticino mod. 502E)  
Round box diameter 60 (Ex: Gewiss mod. 24232)  
3M wall-mounting box (e.g. Bticino mod. 503E) (\*)
- **Wall-mounting box (8")** Bticino mod. 16204
- **Orientation** Portrait 5" or Landscape 8"
- **Power supply** Power Over Ethernet (POE)
- **Typology** LCD HD IPS 5" - LCD HD IPS 8"
- **Resolution** 1280 x 720
- **Colours** 16.7 million colours (true colour)
- **Brightness** 400 nits
- **Touch screen** Capacitive with multi-touch & gestures support
- **Speakers** High definition with built-in 2W amplifier
- **Microphone** Integrated high resolution with echo canceling
- **Gyroscope** Automatic orientation detection
- **Proximity** Integrated proximity detection
- **Brightness** Integrated ambient light sensor
- **Connectivity** LAN 100baseT
- **Certifications** CE / FCC class B / FCC part15 / ROHS / WEEE
- **Operating System** Android 6

### Dimensions [mm]



Possibility of customization through aluminium frame (5" version only)

### Order information

| Code           | Composition                         | Package |
|----------------|-------------------------------------|---------|
| EK-DEL-5PAN    | Delégo panel 5" - black panel       | 1 pcs.  |
| EK-DEL-5PANWH  | Delégo panel 5" - white panel       | 1 pcs.  |
| EK-DEL-8PAN    | Delégo panel 8" - black panel       | 1 pcs.  |
| EK-DEL-8PANWH  | Delégo panel 8" - white panel       | 1 pcs.  |
| EK-DEL-5FR-... | Aluminium frame for 5" Delégo panel | 1 pcs.  |

(\*) Box 503 must be mounted with the same orientation as the device.

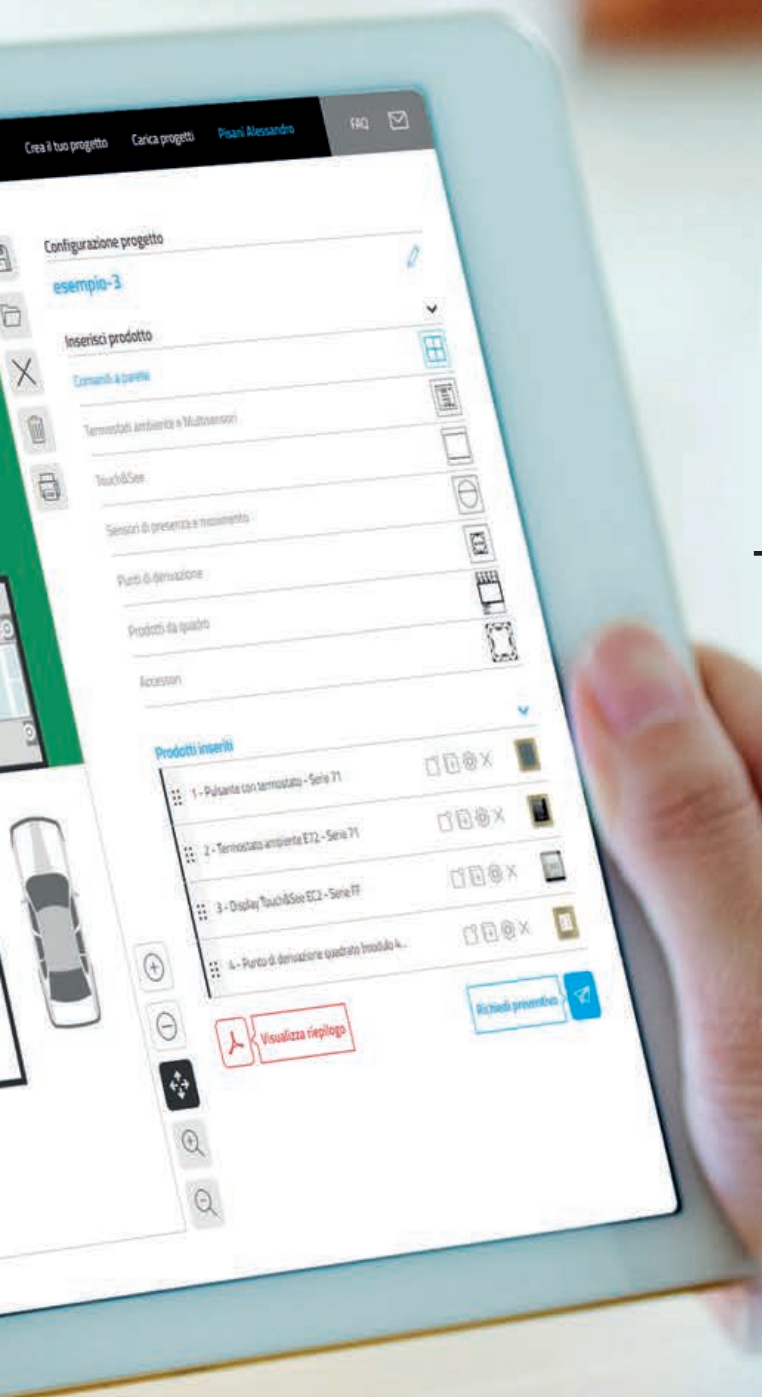


### Documentation

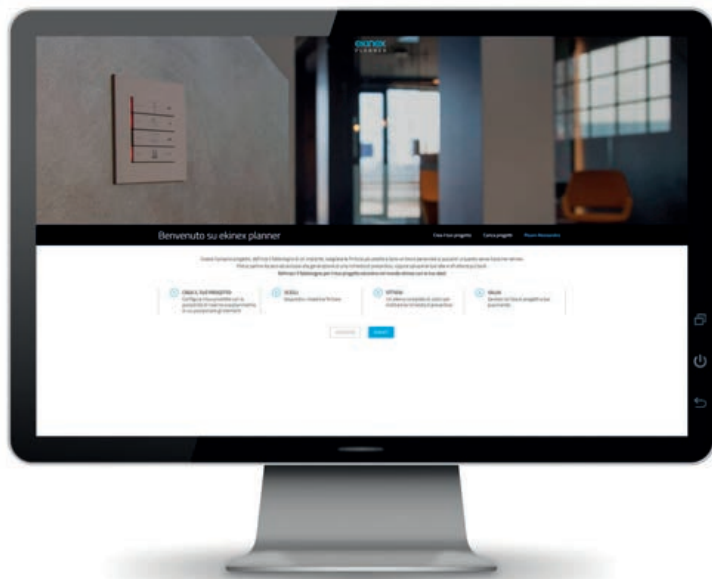
For further information please refer to data sheet (download from [www.ekinex.com](http://www.ekinex.com))







# TOOLS



# Planner

TOOLS

## Description

PLANNER is a configuration software made available on its website from Ekinex®. This tool, from the easy to use and driven, allows the end user and the designer to identify products that are perfectly suited to the needs of the project. With PLANNER you can also choose and test different combinations of buttons and civil series finishes to get closer as possible to the desired result. PLANNER allows you to fill out a simple list of devices to be used or they can be placed in a preview of a user-uploaded file, in order to recreate the actual conditions of the future installation. Finally, the software allows you to create a database of your projects with the ability to retrieve and modify projects at all times. When you finish using PLANNER allows you the chance to ask Ekinex® the best trade offer to the list of materials in your project

## Use in 4 steps

### 1) ADD A PROJECT

From the Ekinex® site, reach PLANNER by following this link: [planner.ekinex.com/en/](http://planner.ekinex.com/en/). At this point you can decide whether or not to insert a map (jpeg, gif, png, pdf image format); in any case you will be asked to give a name to your project, so that you can identify it later.

### 2) SELECT DEVICES, MODELS AND FINISHING

PLANNER guides you on the page where you can find a list of products and create a list of devices to be installed in the system. All the wall-mounting and rail-mounting products can be placed on the image of the plan if previously inserted.

### 3) GET THE LIST

PLANNER gives you the ability to export and manage the list of chosen devices, to be able to control the features chosen.

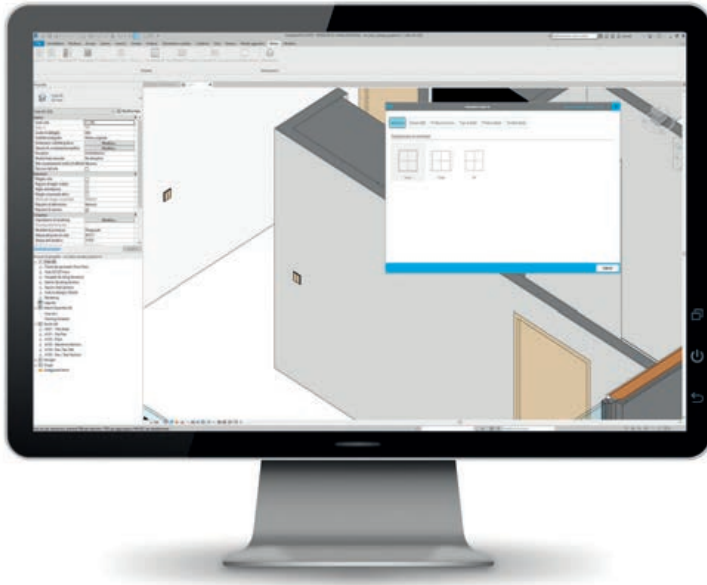
### 4) SAVE THE PROJECT

By clicking on "save changes", you will save the positions and changes made. You can also print the project and export the list of products in pdf format.

## Offer request

Planner is a great business tool. You can request this offer and conditions for devices of your project directly in the "PROJECT CONFIGURATION" by clicking on "request a quotation". The network of Ekinex® will contact you and will answer quickly and with the best offer for your project.

For further information contact: [sales@ekinex.com](mailto:sales@ekinex.com)



## Bim

TOOLS

### Description

BIM stands for Building Information Modeling and indicates a methodology aimed at optimizing and managing the design and construction of a building.

The BIM is therefore used mainly in the construction sector to promote a working method that involves the generation of a building model that can also manage the data of the entire life cycle through multi-dimensional virtual models generated digitally by means of specific software.

A BIM can contain any information about the building and its parts. The most commonly collected information is geometry, technical and mechanical data, electrical data, material specifications, financial, energy and environmental assessments.

### What are the benefits of bim in home automation and construction?

The role of BIM in the construction industry is to support collaboration between the different actors involved (designers, builders, architects, clients) and integrate the design and simulation processes into a single model that can manage all phases of the life cycle of the building.

The main benefit of adopting the BIM methodology is the 3D representation during the design phase, which speeds up processes, reduces delivery times and allows errors and inaccuracies to be detected first. The greater efficiency in sharing information and a more precise control over all the processes involved, also make it possible to contain costs and schedule in advance maintenance operations.

The fields of BIM related to technology allow the management of complex projects such as home automation and the willingness of the customer to control the building. During the design phase it is already possible to simulate the integration of the different systems and the control of the possible scenarios in a 3D environment, giving all the professionals involved the opportunity to work together without data or process conflicts.

### Software

The BIM library is available in Autodesk Revit® format, by installing our **Ekinex BIM Content Creator software**, a real advanced configurator of the product range that will be enriched with future updates and expansions.

For further information:

[en.ekinex.com/bim/library-wall-mount.html](http://en.ekinex.com/bim/library-wall-mount.html)

[en.ekinex.com/bim/bim-library-rail-mounting-devices.html](http://en.ekinex.com/bim/bim-library-rail-mounting-devices.html)





# SALES KIT

|               |     |
|---------------|-----|
| Pocket Box    | 256 |
| Color Ring    | 256 |
| Color Box     | 257 |
| Color Box Pro | 257 |
| Style Box     | 258 |
| Style Case    | 258 |
| Tech Case     | 259 |



## Pocket Box

TOOLS

### Description

Pocketbox is a small and versatile tool that allows you to present Ekinex products in their natural size. Inside the box there are 19 1:1 scale cardboard models complete with description and QR code. Pocketbox is a small and versatile tool that allows you to present Ekinex® products in their natural size.

For further information: [sales@ekinex.com](mailto:sales@ekinex.com)

### Order information

| Code          | Package | Weight   |
|---------------|---------|----------|
| EK-POC-BOX-EN | 1 pcs.  | 0.109 Kg |



## Color Ring

TOOLS

### Description


Color Ring is a ring equipped with rectangular keys made of plastic, metal and Fenix NTM® in real size that allows you to evaluate the chromatic combination between the button and the wall.

For further information: [sales@ekinex.com](mailto:sales@ekinex.com)

### Order information

| Code      | Finishing  | Package | Weight   |
|-----------|------------|---------|----------|
| EK-CC-MET | Metal      | 1 pcs.  | 0.152 Kg |
| EK-CC-FEN | Fenix NTM® | 1 pcs.  | 0.117 Kg |
| EK-CC-PLA | Plastic    | 1 pcs.  | 0.032 Kg |





# Color Box Pro

TOOLS

## Description

Color Box Pro is a finishing folder that contains a working KNX button equipped with 12 different materials, colours and button types. It is available in two versions: a folder is fully dedicated to the Fenix NTM<sup>®</sup> material, the other contains 6 plastic and 6 metal samples.

For further information: [sales@ekinex.com](mailto:sales@ekinex.com)

## Order information

| Code           | Finishing              | Package | Weight   |
|----------------|------------------------|---------|----------|
| EK-CBP-NTM     | Fenix NTM <sup>®</sup> | 1 pcs.  | 1.332 Kg |
| EK-CBP-PLA-MET | Plastic and Metal      | 1 pcs.  | 1.332 Kg |



## Style Box

TOOLS

### Description

Style Box is an presentation box that contains one pushbutton to 4 channels of the 20venti, FF or 71 series in plastic material, complete with buttons and programmable KNX communication interface. It includes inside it more buttons and plates in different colours to assess the different colours and aesthetic solutions available. The pushbutton can be wall mounted and programmed to test its many functions.

For further information: [sales@ekinex.com](mailto:sales@ekinex.com)

### Order information

| Code              | Version                       | Package | Weight   |
|-------------------|-------------------------------|---------|----------|
| EK-SB4-FF-FORM    | style box FF series - Form    | 1 pcs.  | 0.500 Kg |
| EK-SB4-71-DEEP    | style box 71 series - Deep    | 1 pcs.  |          |
| EK-SB4-71-SURFACE | style box 71 series - Surface | 1 pcs.  |          |
| EK-SB4-20VENTI    | style box 20venti series      | 1 pcs.  | 1.500 Kg |
| EK-SB4-5PAN       | style box Delégo panel 5"     | 1 pcs.  |          |



## Style Case

TOOLS

### Description

Style Case was thought to display the Ekinex® wall-mounting devices, appreciate the feel of materials and colours, test the effect on different wall backgrounds. It has four drawers for the different product lines (one of them is equipped with functioning devices) containing demo-versions of pushbutton and thermostats. Style Case also includes an array of pushbutton faceplates as a colour sampler; the front lid hosts a pouch for catalogues or note sheets. The suede leather belt provides for a convenient carrying handle.

For further information: [sales@ekinex.com](mailto:sales@ekinex.com)

### Order information

| Code      | Package | Weight   |
|-----------|---------|----------|
| EK-SC1-01 | 1 pcs.  | 9,300 Kg |



# Tech Case

TOOLS

## Description

Tech Case is an ideal solution to support KNX training (basic, advanced, hvac) and product presentations. Tech Case is made of a shock-resistant housing and is equipped with an integrated trolley system that makes it suitable for business travels. Tech Case is delivered with connected Ekinex devices and preinstalled application programmes.

For further information: [sales@ekinex.com](mailto:sales@ekinex.com)

## Order information

| Code      | Version  | Package | Weight    |
|-----------|----------|---------|-----------|
| EK-TCB-TP | basic    | 1 pcs.  | 11.000 Kg |
| EK-TCA-TP | advanced | 1 pcs.  | 12.000 Kg |



## Projecting, configuration and commissioning

### TECHNICAL SECTION

The Ekinex® home and buildings automation system was developed in accordance with the KNX open standard; therefore, the planning and the commissioning of a system as well as the configuration of its devices can be carried out easily by means of a PC and the ETS® software. The software allows to program Ekinex® devices, as well as thousands of other interoperable devices produced by companies which are members of KNX Association. All is needed to use Ekinex® devices in a system project, is the download from the [www.ekinex.com](http://www.ekinex.com) website of either the application programs general file, the Ekinex® product database containing software for all devices, or the single, specific-application program as necessary. After importing product data into the internal ETS® database, one may start laying out the home automation project.

The first activity required consists of assigning a name to the project, along with general descriptive information, which will permit to re-use the same project without problems, even after a long time. The next step is to define the building's structure and the topology required by the home automation project. The devices are looked up in the database, copied into the structure and assigned a unique id, corresponding to their physical address. At this point, each device may be configured independently, by setting a series of parameters, which vary according to the function to be performed. For example, independent function can be attributed to each different channel of a single push-button command, e.g. switching on or off an electrical appliance, a dimmer for a light source or the opening/closing control for a roll-up shutter. The next step is to define the interaction between multiple devices; unlike traditional installations, where this is achieved by physically laying cables, in a home automation system this action is performed by means of virtual connections generated by the ETS® program.



It is then possible to upload the application program to each device, thereby including all the settings required to perform the expected function within the system. ETS® also has utility functions for diagnoses and error search; for instance, it is possible to verify physical addresses and to check the status of each single devices on the connected bus. Lastly, the program can produce the necessary project documentation for the end user, so that it may be further expanded and adapted in the future. The constant attention of KNX towards the world of professionals developed into a wide offer of training courses. Courses for experts have been offered for years in numerous countries and KNX constantly monitors the activity of all certified training centres, where it is possible to become KNX Partners. The professional role of a KNX Partner is to guarantee a high level of system expertise in order to achieve the best results. Among KNX Partners are designers, installers and system integrators, who offer expert advice to plan, install, run and maintain a KNX-standard control system for homes and buildings.



In order to become KNX Partner, one must withstand a 40-hours theory and practise exam at a KNX-certified Training Centre. A complete list of KNX Partner is available on the website of KNX Association ([www.knx.org](http://www.knx.org)).



ETS® (Engineering Tool Software) is manufacturer-independent software, produced and marketed by KNX Association ([www.knx.org](http://www.knx.org))

# KNX technology

## TECHNICAL SECTION


KNX systems realize decentralized building automation; therefore, neither a central unit nor a supervising PC for control are required. Each device is fitted with an electronic part, which allows bus communication with all other devices on the bus, processes the received information or transmits the stored working parameters and the logics required for the completion of its task.

### Communication

Communication between KNX devices occurs in digital form, by means of serial transmissions of organized information, called "telegrams". A telegram includes the main information to be transmitted – e.g. a switch on or switch off command, a numerical value corresponding to a physical size detected by a sensor, etc. – and a series of accessory information required to guarantee an efficient, error-free communication. Any telegram, which is not duly received, can be repeated up to three times by the transmitting device. In order to avoid collisions between telegrams being sent out at the same time along the same bus from different devices, the CSMA/CA (Carrier Sense Multiple Access / Collision Avoidance) protocol is used. The information transmission speed occurs at 9600 bit/s, which makes it possible to avoid bus line resistor terminations.

### Transmission medium


The family of Ekinex® TP bus devices uses twisted-pair signal cables to transmit data: the correct communication is guaranteed by employing bus cables with 1 or 2 conductor pairs made in accordance with KNX Association's TP1 specifications.



The transmission medium utilized by Ekinex® devices are standard KNX TP1 cables in the 2 or 4 conductors version

### Connecting the devices

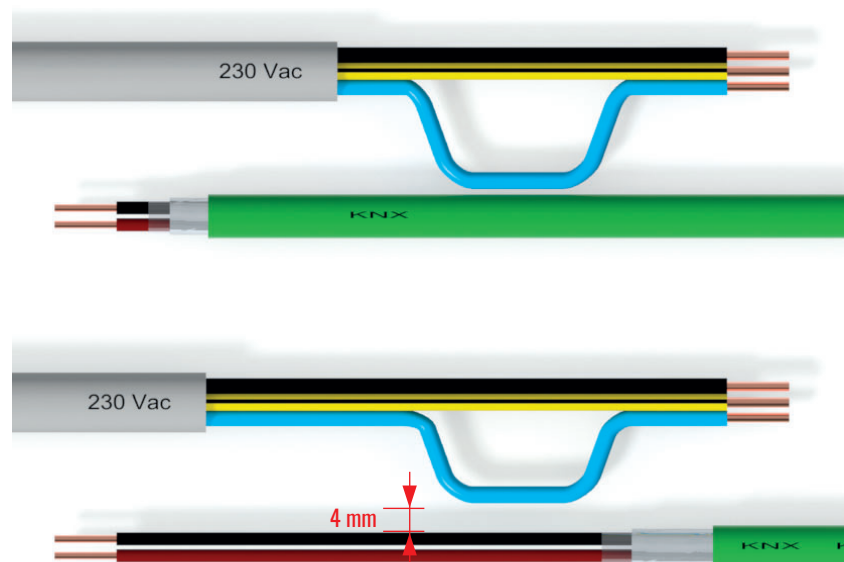
Ekinex® devices are connected to the signal bus cable by means of the KNX bus termination block. The termination block and the cable form part of a convenient, fast-connection system aimed at eliminating errors: the cable has rigid connectors and the termination block is fitted with holding springs (instead of screws); besides, the termination block is formed by two elements having the same colour-coding (black/red) of the conductors to be connected. Each stripped bus conductor will be simply inserted in place, where it will stay firm thanks to the provided holding spring. Each polarity has 4 connection areas and the termination block may be extracted from its seat: Thanks to these two characteristics, the removal of any device from the bus cabling does not determine the interruption of communications with the remaining devices. The termination block is also used for branching cable segments on the same bus.



The Ekinex® devices are connected to the KNX network via the bus terminal included in every appliance supplied.

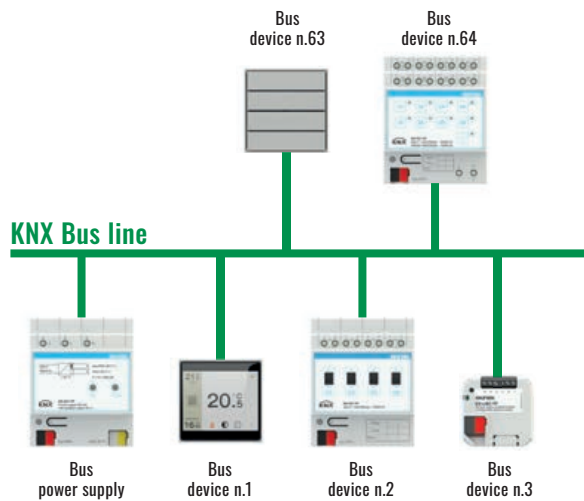
### Installation

KNX bus cables can be laid underneath the 230 Vac power cables along the same duct, provided they are kept isolated. Should the insulating sheath be removed, a distance of at least 4 mm between cable types must be guaranteed.

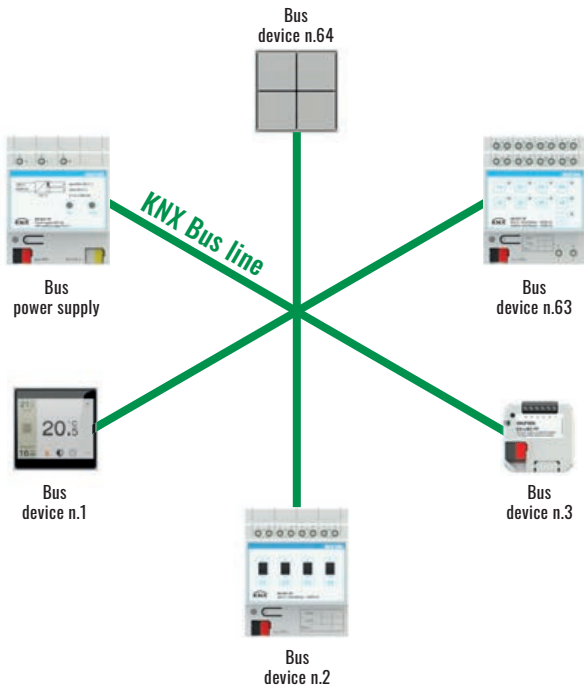


## Topology

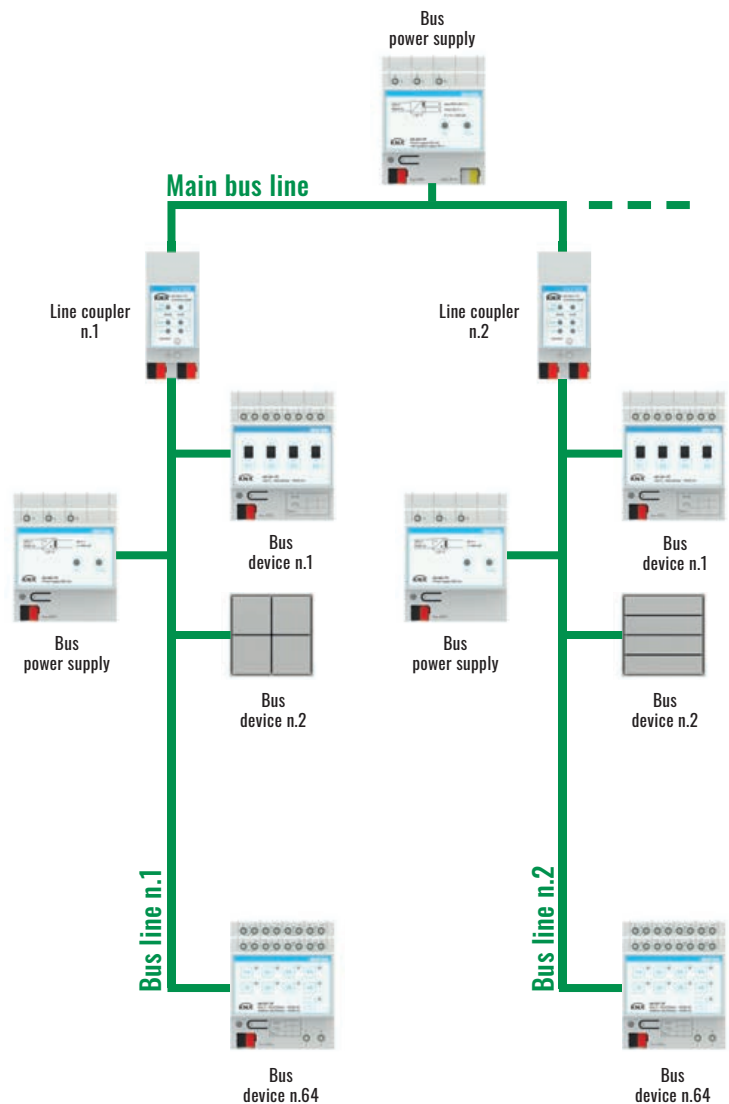
The smallest KNX system may include a single bus line along which up to 64 devices can be connected. The line must be equipped with the special bus power supply, which provides the necessary SELV voltage for the system to work. The effective number of bus devices that can be connected to the line is determined at project level and may vary depending on the voltage supplied by the bus power supply and on the electrical absorption of each device on the bus. Since each Ekinex® device can process multiple functions, a single-bus line can suffice to control an apartment, a detached house or even a larger building with a limited number of bus functions.



Next to a simple single-line configuration, a bus line can be subdivided into more segments, thus obtaining a star-shaped or a tree-shaped topology, or any combinations of the two.

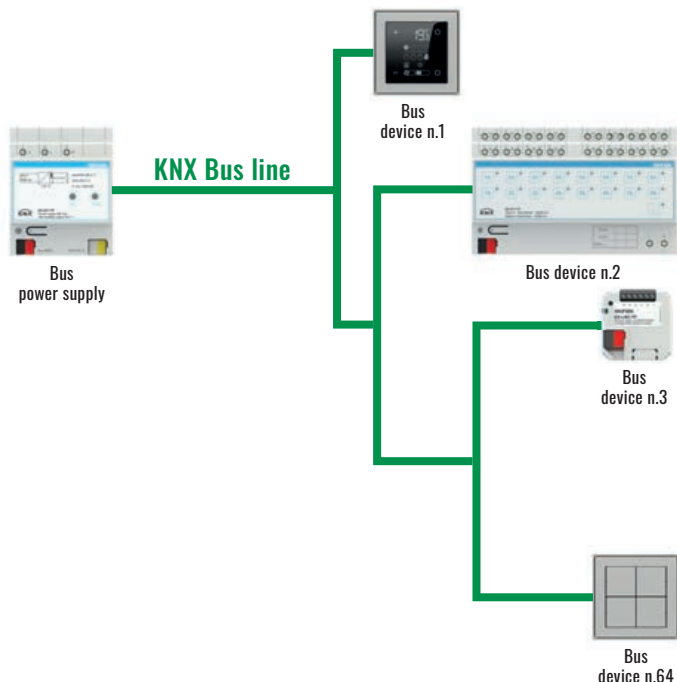


Adding line couplers, allows the system to expand to accommodate for larger buildings and/or higher numbers of required bus functions. Connecting more lines between them by means of couplers and a backbone line constitutes an area. An area is formed by a backbone line, up to 15 secondary lines and by all the devices connected along them. A unique number between 1 and 15 characterizes each secondary line. With little less than 1000 connectible KNX devices, an area permits the handling of a medium/large size system.



# KNX technology

## TECHNICAL SECTION



It is necessary to respect KNX topology prescriptions while designing the system, in order to guarantee communication within the system:

- the maximum allowed line length is 1000 m, including all branches;
- up to 64 bus devices can be connected to one line;
- the maximum distance between 2 devices is 700 meters;
- no bus device may be more than 350 meters apart from a bus power supply;
- in case of high numbers of bus devices (> 30) along limited sections lengths (10m), a second bus power supply can be installed, provided it sits at least 200 meters away from the first.

Should the demand increase, a KNX system can be further extended by connecting one another up to 15 areas. The main lines of each single area are connected to a backbone line by means of area couplers. Areas and main lines are numbered 1 to 15, while the backbone line bears number 0. The most extended KNX system permits to connect tens of thousands of devices, thus satisfying the necessities of very large buildings.

### Device addressing

The bus is a shared communication medium and each connected device must be exclusively distinguished from all others. The ETS® program takes care of that by assigning a physical address to each device; the address is represented in the form “area.line.device”. Thanks to that, the topology of the entire system is mirrored into the devices’ physical addresses, making it easy to locate a device in the whole topology, by simply knowing its physical address. For instance:

**3.5.12** is the physical address of the bus device number 12, installed along line 5 in area 3

**7.11.4** is the physical address of bus device number 4 on line 11 in area 7

A line coupler connects a secondary line to the backbone line; the device forms an integral part of the secondary line and conventionally assumes the device number “0”. The physical address of a line coupler can be, for instance:

**3.5.0** is the physical address of the coupler connecting the secondary line n. 5 to the main line of area 3

The area coupler connects an area’s main line to the backbone line; the device is part of the main line and conventionally assumes device number “0” and line number “0”. The physical address of an area coupler is, for example:

**3.0.0** is the physical address of the coupler connecting the main line of area 3 to the system’s backbone line



# KNX technology

## TECHNICAL SECTION

The physical address of the transmitting device is always present in a telegram, working as the “source address” of the message.

### 3.5.12

The physical address (area.line.device) is used when programming and diagnosing bus devices.

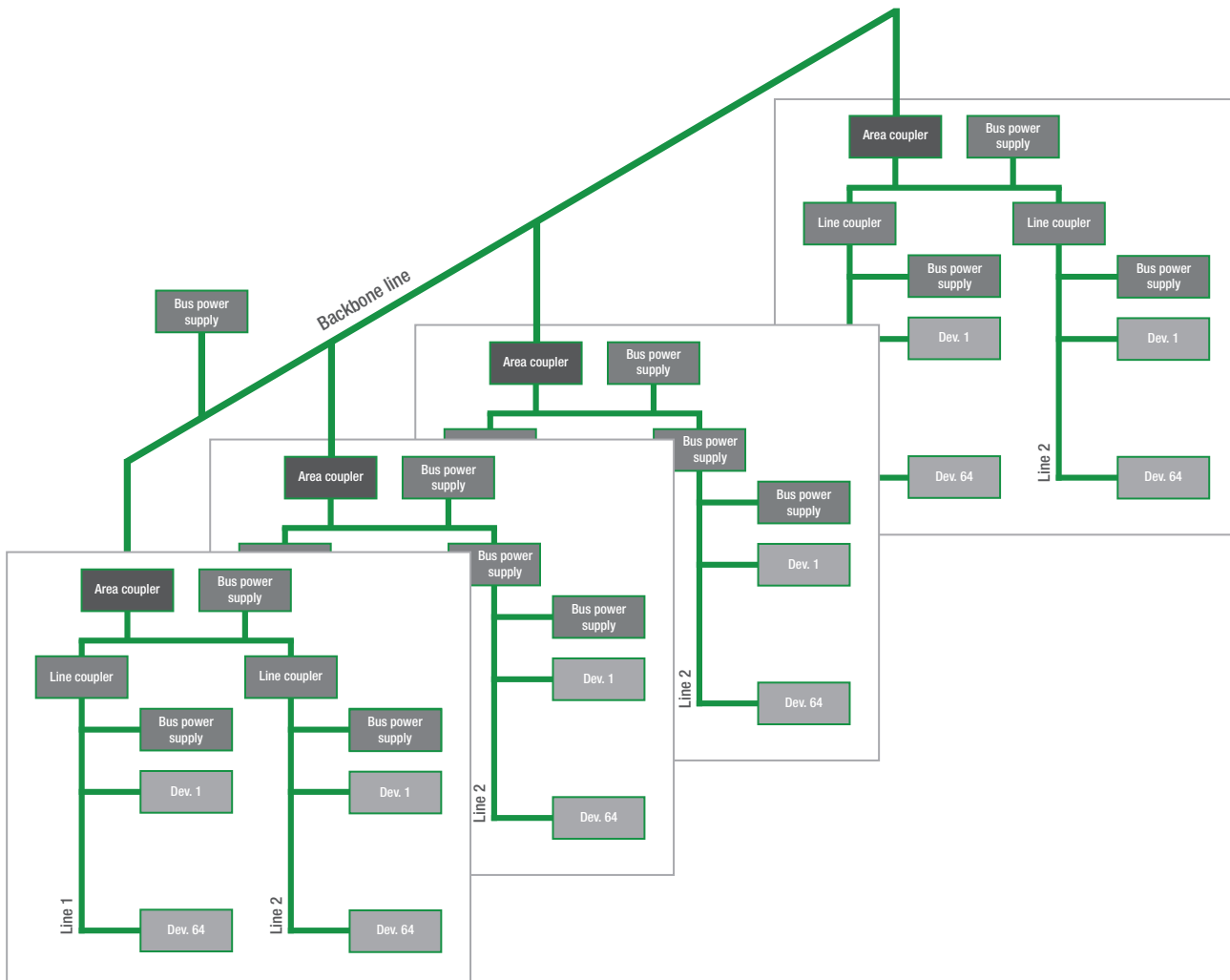
### 2/6/54

The group address is used when commanding and controlling the bus devices.

To coordinate the performance of several devices over a particular bus function, a so-called group address is used; this is represented by a two levels structure “main group/subgroup” (e.g. “2/15”) or by a three level structure “main group/middle group/subgroup” (e.g. “2/6/54”). This type of address is almost exclusively used as a “destination” address for telegrams.

### Power supply

KNX systems work with the 30 Vdc SELV (Safety Extra Low Voltage) voltage, supplied by the bus power supply present on each line; this power feeds the electronic parts of the devices and provides for the transmission of information over the bus. Normally, KNX commands and sensors are exclusively connected to the bus line, while parts of KNX actuators require a separate 230 Vac power supply for commanding connected loads. Some devices may require an auxiliary SELV power supply for their operation.



# Normative references

## TECHNICAL SECTION

Norms are, by nature, voluntary application dispositions; anyhow, complying with norms constitutes the best guarantee in the choice of a product for designers, installers and end users. In fact, norms are “state-of-the-art” developments in their technology sector and precisely define quality, performance and safe conditions of use for a product. Beyond safety norms regarding all products, the systems for the control of houses and buildings are more often requested to integrate energetic

efficiency models, consistently abiding to recent tendencies aiming at global system-envelope system efficiency, more so than seek optimization of single parts. KNX represents an open and interoperable system for the automation of houses and buildings, normed at global level thanks to its conformity with international (ISO/IEC 14543-3), European (CENELEC EN 50090, CEN EN 13321-1 e 13321-2), Chinese (GB/Z 20965) and American (ANSI/ASHRAE 135) norms.

| Norm                 | Title  | Notes  |
|----------------------|--|--|
| ISO/IEC 14543-3      | Information technology - Home electronic system (HES) architecture   | In sight of the great interest towards KNX compatible products and the technology by them consolidated well beyond European markets, the KNX Association took all necessary steps to obtain approval of its own KNX standards at international levels. At the end of 2004, active CENELEC member countries proposed the European EN 50090 norm for ISO/IEC standardization. In November 2006, the KNX protocol and all transmission media (TP, PL, RF and IP) became approved and published under the international ISO/IEC 14543-3-x normative. |
| EN 50090             | Home and Building Electronic Systems (HBES)  | In December 2003, the KNX protocol and the two TP (twisted pair) and PL (power line) transmission media were approved by the European national committees and ratified by the CENELEC Bureau Technique under the European EN 50090 norm. The transmission medium KNX RF (radio frequency) was approved the month of may 2006.  |
| CEN EN 13321-1       | Open data communication in building automation, controls and building management. Home and building electronic system. Product and system requirements | Since KNX supplies more and more technical specifications used not only for the automation of electrical devices, but also for HVAC (Heating, Ventilation and Air Conditioning) applications, the KNX Association submitted its specifications to CEN for publishing a European normative for building control systems. CEN accepted the proposal and KNX specifications were published by CEN as EN 13321-1 and EN 13321-2.   |
| CEN EN 13321-2       | Open data communication in building automation, controls and building management. Home and building electronic systems. KNXnet/IP Communication        |  |
| GB/Z 20965           | Control network HBES technology specification - Home and building control  | The great interest demonstrated by China for KNX products and technology was the main reason for the KNX Association to have the international ISO/IEC 14543 norm translated into Chinese. The Chinese standardization committee SAC TC 124 introduced the KNX standard into China and adopted it under the GB/Z 20965 norm in July 2007.  |
| ANSI/ASHRAE 135      | BACnet - A Data Communication Protocol for Building Automation and Control Networks (ANSI Approved)  | Even the interfacing of KNX with other automation systems is now internationally standardized: the norms US ANSI/ASHRAE 135 and ISO 16484-5 support mapping between KNX and BACnet.  |
| CEI EN IEC 63044-3   | 2018 Home and Building Electronic Systems (HBES) and Building Automation and Control Systems (BACS)  | Part 3: Electrical safety requirements   |
| CEI EN IEC 63044-5-1 | 2017 Home and Building Electronic Systems (HBES) and Building Automation and Control Systems (BACS)  | Part 5-1: EMC requirements, conditions and test set-up   |

# Normative references

## TECHNICAL SECTION

### The EN 50090 norm

The European EN 50090 norm "Home and Building Electronic Systems (HBES)" was developed at CENELEC from the TC 205 Technical Committee, specifically established in 1996 to write norms covering all relevant aspects of electronic systems dedicated to the control of homes and buildings. Parts of the norm were progressively released and published by the standard committee of several European countries giving birth to the national norms about the electronic systems for homes and buildings.

Beyond the requirements for the development of HBES systems and components, aimed at builders, the norm also defines the criteria for designing, installing and testing an HBES system. The KNX standard is entirely compliant with the EN 50090 norm.

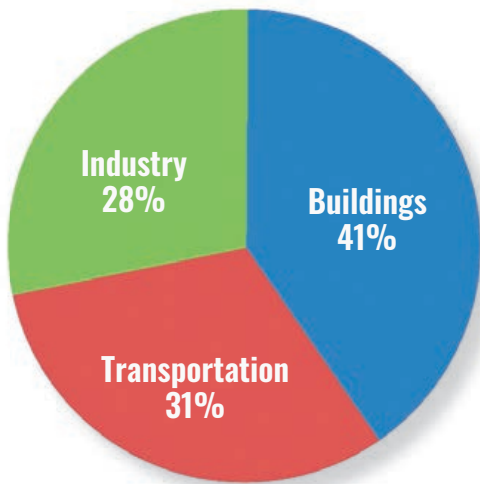
| Part             | Home and Building Electronic Systems (HBES) - Title of the part   | Year |
|------------------|---|------|
| EN 50090-1       | Part 1: Standardization structure   | 2011 |
| EN 50090-2-1     | Part 2-1: System overview - Architecture  | 1998 |
| EN 50090-2-2/A2  | Part 2-2/A2: System overview - General technical requirements   | 2008 |
| EN 50090-2-3     | Part 2-3: System overview - General functional safety requirements for products intended to be integrated in HBES         | 2006 |
| EN 50090-3-1     | Part 3-1: Aspects of application - Introduction to the application structure  | 1997 |
| EN 50090-3-2     | Part 3-2: Aspects of application - User process for HBES Class 1  | 2004 |
| EN 50090-3-3     | Part 3-3: Aspects of application - HBES Interworking model and common HBES data types                                     | 2010 |
| EN 50090-4-1     | Part 4-1: Media independent layers - Application layer for HBES Class 1   | 2006 |
| EN 50090-4-2     | Part 4-2: Media independent layers - Transport layer, network layer and general parts of data link layer for HBES Class 1 | 2005 |
| EN 50090-4-3     | Part 4-3: Media independent layers - Communication over IP  | 2008 |
| EN 50090-5-1     | Part 5-1: Media and media dependent layers - Power line for HBES Class 1  | 2005 |
| EN 50090-5-2     | Part 5-2: Media and media dependent layers - Network based on HBES Class 1, Twisted Pair                                  | 2005 |
| EN 50090-5-3     | Part 5-3: Media and media dependent layers - Radio frequency  | 2007 |
| EN 50090-7-1     | Part 7-1: System management - Management procedures   | 2005 |
| EN 50090-8       | Part 8: Conformity assessment of products   | 2001 |
| EN 50090-9-1     | Part 9-1: Installation requirements - Generic cabling for HBES Class 1 Twisted Pair                                       | 2005 |
| CLC/TR 50090-9-2 | Part 9-2: Installation requirements - Inspection and testing of HBES installation   | 2009 |

# Energy efficiency in buildings

## TECHNICAL SECTION


Based on the fact that buildings in Europe account for over 40% of total energy consumption, the European Union intensified its efforts over the last years so that buildings be projected and re-qualified, thereby restraining consumptions as much as possible. The declared objective is to reduce energy dependence and the emission of polluting and climate-changing gases. The starting point was the publishing of Directive 91 in 2002 about energy performance in building (known as EPBD – Energy Performance Building Directive) - a mandatory implementation for European Union countries – which introduced important new facts, such as the energy performance certification, aimed at informing users about the building’s energy performance and leaving up to national measures the identification of the most appropriate interventions needed to increase energy efficiency. The innovative approach required coordinated interventions on the envelope-system integrated system.

Final energy consumption by sector (EU)



### The EN 15232 norm

Following the Directive 2002/91/EC, the next step is to pay attention to efficiency recovery in individual behaviours and to concentrate on the relationship between the rate of automation in a building’s plan and the corresponding achievable energy saving. This has brought CENELEC to publish the EN 15232 norm, later acknowledged by the standard committee of several European countries. The norm evaluates the savings achievable through the adoption of growing automation levels – both during planning and energy verification operations – and to place buildings in one of four energy efficiency classes: from A (the most efficient) to D (the least efficient).



**BACS:** Building Automation Control System  
**TBM:** Technical Building Management System





### A class

A class includes highly energy-efficient buildings, fitted with control and automation systems (BACS) and technical system management (TBM), characterized by high levels of precision and completeness in terms of automatic control.

### B class

B class includes energetically advanced buildings, fitted with control and automation systems (BACS) and technical system management (TBM) allowing a centralized-type of control.

### C class

C class includes buildings, which are standard from an energy point of view and are fitted with basic control and automation systems (BACS). This class is also used as a reference for the calculation of efficiency factors.

### D class

D class includes buildings, which are not energy-efficient, having technical systems exclusively of a traditional type, lacking any kind of automation.

The EN 15232 norm also specifies:

- a structured list of regulation functions, automation and technical management which have a certain effect on the energy efficiency of buildings;
- a method to define minimal requirements to apply for regulation, automation and technical management of buildings of different complexity;
- detailed methods to evaluate the effects of such functions on a specific building;
- a simplified method to reach a first impact estimate of such functions on representative buildings.

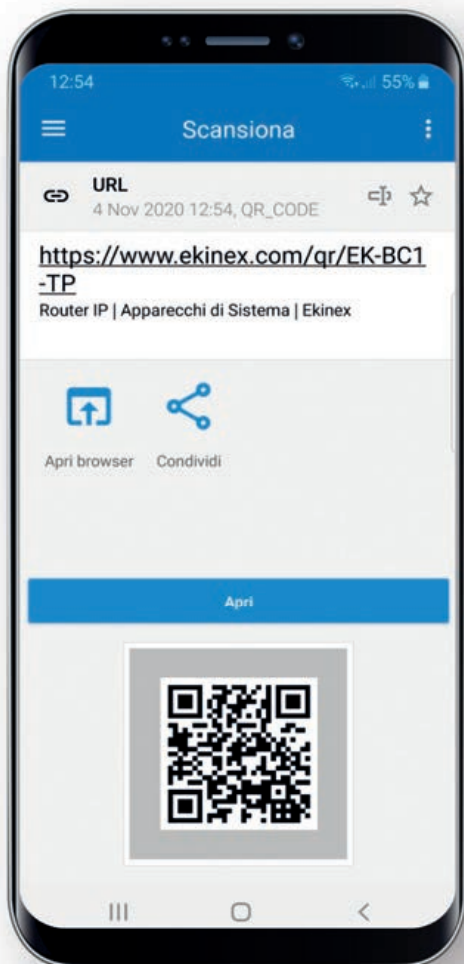
**Quality certification**

The Ekinex® products described in this catalogue are developed and built in conformity with the quality management system adopted by Ekinex S.p.A. and certified by DNV – Det Norske Veritas – in accordance ISO EN 9001:2008.

**Access through mobile devices**

All QR\* codes appearing on product catalogue pages, provide quick access - at any time and from any place – to technical documentation or any other web content published at [www.ekinex.com](http://www.ekinex.com), by using mobile devices such as smart-phones or tablets. In order to decode QR, one simply must upload to his mobile device any freeware application found online.

(\*) QR Code® is a trademark registered by Denso Wave Incorporated



**Documentation on the Web**

All tech documents for Ekinex® devices are available for download from the [www.ekinex.com](http://www.ekinex.com) website, without requiring any registration. The search is free, and products may be searched by their code, family or type. The same documentation can quickly be accessed from within the product pages, too.



**ETS application software in several languages**

All Ekinex® devices have ETS application software in 4 languages: English, German, French and Italian.

**Single packaging**

Ekinex® devices are individually protected against shock & dust by means of a dedicated packaging. The label clearly describes the contents and bears both an (EAN) bar-code and a QR. Inside the packaging, the instructions sheet supplies information for the installation of the product.

|                    |                             |                              |                    |                    |              |                  |                          |                                      |                      |                            |
|--------------------|-----------------------------|------------------------------|--------------------|--------------------|--------------|------------------|--------------------------|--------------------------------------|----------------------|----------------------------|
| 03<br>Introduction | 18<br>Wall-mounting devices | 179<br>Rail-mounting devices | 239<br>Accessories | 241<br>Supervision | 251<br>Tools | 255<br>Sales kit | 261<br>Technical section | <b>271<br/>General terms of sale</b> | 273<br>Index (codes) | 278<br>Index (description) |
|--------------------|-----------------------------|------------------------------|--------------------|--------------------|--------------|------------------|--------------------------|--------------------------------------|----------------------|----------------------------|

# General terms of sale

Valid for the Ekinex® product range.

## 1. DEFINITIONS

1.1 In this General Terms of Sale, the below-mentioned terms assume the following meaning:

- a) "Producer": Ekinex S.p.A, with Head Office in Vaprio d'Agogna (28010 NO), via Novara 37;
- b) "Customer": Professional customer, sole trader or company requesting the purchase of Ekinex® products
- c) "Part" or "Parts": Ekinex S.p.A. and the Customer;
- d) "Order" or "Orders": purchasing order(s), related to Ekinex® products, issued by Customer to Ekinex S.p.A.;
- e) "Products": all Ekinex® products for the control of homes and buildings listed in the Ekinex® product catalogue, be it either printed and/or electronic and on the www.ekinex.com site.
- f) "General Conditions": the general terms of sales, as indicated hereunder.

## 2. SCOPE

2.1. These General Terms of Sale discipline all purchasing contracts, concerning Ekinex® products, set between Parts;

2.2. The Customer cannot plea nor object different conditions other than those specified in General Terms of Sale. Hence, any contingent conditions requested by the Customer, be it at order time or during any other contractual phase, or after accepting / becoming aware of our General Terms, or mentioned in the Customer's General Terms of Purchase, will be void. The Producer's implementation of the Order, even partially, or any other fulfillments in favour of the Customer are not valid and cannot be interpreted as tacit or implicit acceptance of whatsoever contractual condition other than those indicated in these General Terms of Sale, unless explicitly accepted in writing from Ekinex S.p.A. Even in the case of agreed exceptions accepted in writing, the present Terms of Sale will continue to be applicable to all other contractual parts not included in the exception.

2.3. The General Terms of Sale are exclusively applicable to contractual relationships between Ekinex S.p.A. and professional operators, thus not covered by the Italian D.Lgs. n. 206 (Consumer Code) dated September 6th, 2005 and all further modifications.

2.4. It is the faculty of Ekinex S.p.A. to modify the present General Terms of Sale at any moment and without any notice. Each contract will be regulated by the General Terms of Sale in force at the moment of acceptance of the Order issued by the Customer.

## 3. CONTRACT FORMATION

3.1. Acceptance of the offer on the part of the Customer or the order confirmation on the part of Ekinex S.p.A., no matter in what form, entail the application of the General Terms of Sale.

3.2. Any offer submitted by agents, representatives or Ekinex S.p.A. business partners are not binding for Ekinex S.p.A. until she confirms them in writing

All sale offers formulated by Ekinex S.p.A. have a validity of 30 days from date-of-issue and are limited to the complete supply of products thereby quoted. After the above-mentioned deadline, the sale offer will no longer be valid.

3.3. The Order sent from the Customer to Ekinex S.p.A. constitutes a binding, irrevocable contractual proposal for a period of three months, starting from the moment Ekinex S.p.A. becomes aware of its existence. During the period of three months, Ekinex S.p.A. reserves the right – at its sole discretion – to either accept or reject the Order, informing the Customer of the decision taken.

Should Ekinex S.p.A.'s order confirmation differ from the Order sent by the Customer (for example, in terms of product quantity, prices, discounts, delivery terms, shipping), such confirmation will count as a counter-proposal of Ekinex S.p.A., which will have to be explicitly accepted by the Customer in order for the contract to be concluded.

3.4. By sending an Order, the Customer acknowledges and declares to have carefully examined all the indications submitted to him during the purchasing phase and he declares to unreservedly accept the present General Terms of Sale.

3.5. The acceptance will be made official by a confirmation e-mail message sent to the electronic mail address indicated by the Customer. The confirmation message will bear Order date and time and a "Customer Order Number" to be used in all subsequent communications with Ekinex S.p.A. The Customer will be able to monitor the status of his Order at any time either contacting Ekinex S.p.A. by phone at (+39) 0321 1828980 or by sending an e-mail to sales@ekinex.com.

3.6. Should the Customer require Order cancellation before its acceptance or execution on the part of Ekinex S.p.A., the latter may ask the Customer to reimburse any expenses or duties sustained for the handling of the Order – in full or in part –, as well as reimbursement for any damages.

## 4. PRODUCT AVAILABILITY

4.1. Ekinex S.p.A. reserves the right to modify, without any notice, the Ekinex® product catalogue, as well as the technical characteristics of its products.

4.2. Should one of the requested products be unavailable, Ekinex S.p.A. commits to contact the Customer within 20 working days from Order receipt, informing the Customer at his e-mail address about the unavailability and suggesting any alternatives. In this case, the Customer may select to wait for Order dispatch, as long as Ekinex S.p.A. believes she may trace the missing product on the market, or cancel the order, eventually obtaining reimbursement for prepaid and missing products.

## 5. PAYMENT METHODS

5.1. Product prices will refer to the price list in force at sale-offer acceptance on the part of the Customer or at issuance of Order confirmation on the part of Ekinex S.p.A.

Ekinex S.p.A. reserves the right to modify its price lists at any time, after written communication to the Customer should costs increase for raw material, manpower or any other factor which may cause a relevant rise in production costs.

Product prices are always Free Carrier (FCA Incoterms 2010) and, therefore, any risks related to the shipping pass onto the Customer's side the moment that products are handed in to the carrier, unless different agreements are reached between Parts in advance.

5.2. Payments will have to be made in accordance with the indications contained in the sale offer or in the order confirmation. Payments, as well as any other due sum, will be made to the Ekinex S.p.A. Head office address and in Euro, unless otherwise agreed between Parts.

5.3. Any delay or irregularity in payments will confer Ekinex S.p.A. the right to:

- a) suspend ongoing supplies, even if not related to the payment in question;
- b) modify the form of payment and discounts for further supplies, requesting advance payments or the issuance of further guarantees as necessary;
- c) request, starting from the planned payment expiry date and without need of a formal notice of default, arrears due on the unpaid sums, calculated according to current law terms for commercial transactions (in particular, as indicated by the Italian D.lgs. 231/2002 and further integrations). In any case, Ekinex S.p.A. reserves the right to request compensation for the highest damage incurred.

Furthermore, in all the above cases, any sum due to Ekinex S.p.A. on whatever basis becomes immediately collectable. The Customer will compel to pay the products in full even if any exceptions, objections or disputes should arise. Any argument will be defined only after payment of all monies due.

# General terms of sale

## 6 TRANSPORTATION AND DELIVERY OF PRODUCTS

6.1. Delivery of goods is understood to be Free Carrier (FC Incoterms) and, therefore, any risk related to the supply pass onto the Customer the moment that products are delivered to the carrier, unless previously arranged differently in writing between parts.

6.2. Delivery terms, except where explicitly agreed, are purely indicative.

In the case that order execution is hindered by force majeure circumstances, irregular or missing procurement of prime materials or by other unpredictable circumstances, delivery terms will be considered deferred and new terms will be established between parts without possibility to request any compensation and/or damages for delay in the delivery.

6.3. Upon delivery of goods from the carrier, the Customer is due to check that the content of delivered packages corresponds to order and to details in the invoice transmitted by mail. Any damage to packaging and/or product or any discrepancy in the number of packages must be notified within 3 working days from delivery to customer service of Ekinex S.p.A. at the email address sales@ekinex.com. After such term, the Customer may no longer advance any complaint in matter of packaging conditions or number of parcels received.

## 7. WARRANTY

7.1. Ekinex S.p.A. guarantees the conformity of its products in terms of legislation and technical regulations enforced in Italy.

7.2. Ekinex S.p.A. guarantees that the supplied products correspond, in terms of quality and type, to whatever established by the contract, and to be free from defects that may render them unsuitable for the use which they are expressly meant for.

The guarantee for manufacturing defects is limited to the sole defects that may be attributable to materials used or to design and production problems attributable to Ekinex S.p.A.

All Ekinex® products sold by Ekinex S.p.A. come with a guarantee of proper operation and a guarantee for design and production defects, valid for a 24 months period from delivery, except for parts subject to standard wear & tear. After such period, the guarantee ceases, even if the products have not been put to work for any reason.

The operability of guarantees on the products is subject to the condition precedent of full payment received.

7.3. The above-said guarantee is operative provided that the products be correctly stored and used in conformity with the instructions included in the General Catalogue and the technical sheets supplied by Ekinex S.p.A., that no repair, modification or alteration be applied without prior written consent of Ekinex S.p.A. and that ascertained defects not be caused by chemical agents or electricity. The Customer will report any faults or defects in writing within 8 days from product consignment, while any hidden defects and/or malfunctioning (which can only be detected with use) will have to be reported within 8 days from discovery and, in any case, never beyond the guarantee's period of validity.

The guarantee is void in case the malfunctioning is caused by software installed on the product: overload, interruption or suspension of electricity.

7.4. Complaints will be forwarded in writing to Ekinex S.p.A., in accordance with instructions and modalities supplied by the latter (see quick-replacement procedure in the General Catalogue), specifying in detail the faults or discrepancies ascertained.

The Customer will lose all guarantee rights, should he not allow for reasonable checks that Ekinex S.p.A. may deem necessary or lack to return the faulty product within 10 days from request. Following regular Customer complaint, Ekinex S.p.A., at her choice, may: a) repair the faulty products; b) supply, free of charge, the Customer (DAP Incoterms 2010) with products of the same kind and quantity of those deemed faulty; c) issue a credit note in favour of Customer for the same amount of the original invoice of returned products. In such cases, Ekinex S.p.A. may request the return of faulty products, which will become her property. Unless arranged differently between parts, it is understood that all expenses related to the interventions of Ekinex S.p.A.'s technical assistance will be sustained by the latter.

Both in case of replacement and/or repair of the products or the defective components, the guarantee will continue to elapse from its original term which, therefore, remains unchanged and will not be extended.

7.5. In the case where defects observed on the products are not imputable to the responsibility of Ekinex S.p.A., all repair and substitution expenses thereby incurred shall be accounted for and invoiced to the Customer. The guarantee referred to in this article absorbs and replaces legal guarantees for faults and conformity and excludes any other responsibility on the part of Ekinex S.p.A. originating, in any form or way, from its finished products: in particular, the Customer will not submit any other request for reimbursement and, in no case, Ekinex S.p.A. shall be deemed responsible for indirect or consequential damage.

## 8. INDUSTRIAL PROPERTY

8.1. Ekinex S.p.A. remains exclusive proprietor of patents, drawings, projects and anything else used for the realization of products, and the Customer commits not to distribute them to third parties, not to reproduce them and not to use them. Should the realization of products be carried out by Ekinex S.p.A. by specific request and technical documentation of the Customer, Ekinex S.p.A. assumes no responsibility for the violation of third-party industrial property rights, which will be exclusively accountable to the Customer who commits to guarantee and to keep Ekinex S.p.A. released and indemnified from any claim against her. 8.2. The Customer commits to use Ekinex S.p.A. trademarks only for identification, advertising and sale purposes, abstaining from registering them or from having them registered by others without written consent from Ekinex S.p.A.

## 9. DAMAGE COMPENSATION

9.1. The responsibility of Ekinex S.p.A., deriving from either the implementation or non-implementation of the contract, or guarantee, or tort claim, or objective responsibility, will never exceed the value of the product to which it relates. Under no circumstance, Ekinex S.p.A. will be held responsible for neither missed or loss of profits, nor for missed use or technical halt of the product or any associated machinery, nor for Customer and/or third-parties complaints related to such damage, nor for any other type of indirect or consequential damage.

## 10. PRIVACY

10.1. The Customer accepts to (i) treat the information/data/drawings/know-how/documentation received and/or comprehended from Ekinex S.p.A. as reserved; (ii) limit the use of such information/documentation and access to them solely for contractual purposes. The reserved information/documentation will not be reproduced without written consent of Ekinex S.p.A. and any copies of them will be immediately surrendered upon Ekinex S.p.A. request.

Above provisions do not apply to information which: (i) is public or become public for divulgation not performed by the Customer, his employees or collaborators (ii) were in the hands of the Customer before he received them from Ekinex S.p.A. or (iii) were divulged by sources who are not subordinate to the same restrictions as the Customer in terms of use, or (iv) can be disclosed to third parties following a written authorization of Ekinex S.p.A.

## 11. SETTLEMENT OF DISPUTES

11.1. The present General Terms and related contracts of supply shall be disciplined by the Italian law. Any dispute related to or in any way connected to contracts under the present General Terms, will fall under exclusive jurisdiction of the Court of Novara (Italy).

## 12. RESTRICTIVE CLAUSES

12.1 In accordance with articles 1341 and 1342 of the Italian civil code, the Customer expressly declares to approve the following clauses: 2. Scope; 5. Payment Methods; 6. Transportation and delivery of products; 7. Warranty; 9. Damage compensation; 11 Settlement of disputes.



## Index by code

|                       |  |         |
|-----------------------|--|---------|
| <b>EK-112-TP</b>      | Bus cable - bus connection   | 239     |
| <b>EK-114-TP</b>      | Bus cable - bus connection and spare pair  | 239     |
| <b>EK-A71</b>         | Adapter for double plate with a Form or Flank frame                                  | 136-149 |
| <b>EK-A71-1-NF</b>    | Adapter for Deep double plate  | 139     |
| <b>EK-A71-1-NF</b>    | Adapter for double plate without frame ('NF series)                                  | 136-149 |
| <b>EK-A71-1-NFW</b>   | Adapter for double plate without frame ('NF series) - white profile                  | 136     |
| <b>EK-A71-5-NF</b>    | Adapter for Deep double plate - Package 5 pcs.                                       | 139     |
| <b>EK-A71-5-NF</b>    | Adapter for double plate without frame ('NF series) - Package 5 pcs.                 | 136-149 |
| <b>EK-A71-5-NFW</b>   | Adapter for double plate without frame ('NF series) - white profile - Package 5 pcs. | 136     |
| <b>EK-AB1-TP</b>      | 640 mA bus power supply  | 183     |
| <b>EK-ACC-L100</b>    | Software License up to 100 reader  | 115     |
| <b>EK-ACC-L12</b>     | Software License up to 12 reader   | 115     |
| <b>EK-ACC-L200</b>    | Software License up to 200 reader  | 115     |
| <b>EK-ACC-L25</b>     | Software License up to 25 reader   | 115     |
| <b>EK-ACC-L50</b>     | Software License up to 50 reader   | 115     |
| <b>EK-ACC-LC</b>      | Client License for additional programming workstation                                | 115     |
| <b>EK-AG1-TP</b>      | 640 mA bus power supply with 30 Vdc auxiliary output                                 | 183     |
| <b>EK-B71-1-NF</b>    | Adapter for Deep triple plate  | 140     |
| <b>EK-B71-5-NF</b>    | Adapter for Deep triple plate - Package 5 pcs.                                       | 140     |
| <b>EK-BA1-TP</b>      | Line / area coupler  | 186     |
| <b>EK-BB1-TP</b>      | IP interface and IP router   | 187     |
| <b>EK-BC1-TP</b>      | IP interface and IP router   | 188     |
| <b>EK-BD1-TP</b>      | USB interface  | 185     |
| <b>EK-BG1-TP</b>      | Gateway DALI - KNX   | 228     |
| <b>EK-BH1-TP-485</b>  | Gateway Modbus RS485 - KNX   | 222     |
| <b>EK-BH1-TP-TCP</b>  | Gateway Modbus TCP/IP - KNX  | 223     |
| <b>EK-BJ1-TP-IP</b>   | Gateway BACnet - KNX   | 224     |
| <b>EK-BJ1-TP-MSTP</b> | Gateway DMX - KNX  | 224     |
| <b>EK-BK1-TP</b>      | Gateway M-Bus - KNX  | 225     |
| <b>EK-BM1-TP-160</b>  | Gateway PROFINET - KNX - max 160 slave devices                                       | 226     |
| <b>EK-BM1-TP-20</b>   | Gateway PROFINET - KNX - max 20 slave devices  | 226     |
| <b>EK-BM1-TP-40</b>   | Gateway PROFINET - KNX - max 40 slave devices  | 226     |
| <b>EK-BM1-TP-80</b>   | Gateway PROFINET - KNX - max 80 slave devices  | 226     |
| <b>EK-BN1-TP</b>      | Gateway PROFINET - KNX   | 227     |
| <b>EK-BQ1-TP</b>      | CoolMasterNet with integrated KNX module   | 230     |
| <b>EK-BW1-TP</b>      | Voice control interface - KNX  | 229     |
| <b>EK-CA1-TP</b>      | 8-fold binary input  | 198     |

|                          |   |         |
|--------------------------|---|---------|
| <b>EK-CBP-NTM</b>        | Color Box Pro - Fenix NTM®  | 257     |
| <b>EK-CBP-PLA-MET</b>    | Color Box Pro - Plastic and Metal   | 257     |
| <b>EK-CC2-TP</b>         | Universal interface 2 IN, 2 OUT   | 191     |
| <b>EK-CC-FEN</b>         | Color Ring - Fenix NTM®   | 256     |
| <b>EK-CC-MET</b>         | Color Ring - Metal  | 256     |
| <b>EK-CC-PLA</b>         | Color Ring - Plastic  | 256     |
| <b>EK-CD2-TP</b>         | Universal interface 4 IN, 4 OUT   | 191     |
| <b>EK-CE2-TP</b>         | Universal interface 4 IN, 2 OUT (relay 5A)  | 193     |
| <b>EK-CF2-TP</b>         | Load monitoring and control interface   | 194     |
| <b>EK-CG2-TP</b>         | Universal interface 4 configurable IN, 4 OUT  | 192     |
| <b>EK-CLM-GA_</b>        | Lens with cover for sensor EK-SM2-TP - other colours on request                         | 76      |
| <b>EK-CLM-GAA</b>        | Lens with cover for sensor EK-SM2-TP - ice white  | 76      |
| <b>EK-D2C-...</b>        | Deep plate with 120 x 60 mm window  | 149     |
| <b>EK-D2E</b>            | Deep double plate - window 45 x 45 mm (2)   | 139     |
| <b>EK-D2F</b>            | Deep double plate - window 45 x 45 mm (1) - window 60 x 60 mm (1)                       | 139     |
| <b>EK-D2G-...</b>        | Deep double plate - window 55 x 55 mm (1) - window 60 x 60 mm (1)                       | 139     |
| <b>EK-D2P-...</b>        | Deep double plate - window 55 x 55 mm (2)   | 139     |
| <b>EK-D2S-...</b>        | Deep double plate - window 60 x 60 mm (2)   | 139     |
| <b>EK-D3P-...</b>        | Deep triple plate - window 55 x 55 mm (3)   | 140     |
| <b>EK-D3S-...</b>        | Deep triple plate - window 60 x 60 mm (3)   | 140     |
| <b>EK-DEL-5FR-...</b>    | Aluminium frame for Delégo panel 5"   | 248     |
| <b>EK-DEL-5PAN</b>       | Delégo panel 5" - black panel   | 248     |
| <b>EK-DEL-5PANWH</b>     | Delégo panel 5" - white panel   | 248     |
| <b>EK-DEL-8PAN</b>       | Delégo panel 8" - black panel   | 248     |
| <b>EK-DEL-8PANWH</b>     | Delégo panel 8" - white panel   | 248     |
| <b>EK-DEL-SRV-ADV-TP</b> | Delégo server - ADVANCED  | 248     |
| <b>EK-DEL-SRV-BAS-TP</b> | Delégo server - BASIC   | 248     |
| <b>EK-DEL-SRV-PRM-TP</b> | Delégo server - PREMIUM   | 248     |
| <b>EK-DEL-TBK1</b>       | Tosibox® Key cryptographic micro-controller that realizes 1 client PC + 1 mobile client | 117-220 |
| <b>EK-DEL-TBL1</b>       | Router Tosibox® Lock 150  | 116     |
| <b>EK-DEL-TBL5-SIM</b>   | Router Tosibox® Lock 500i   | 116     |
| <b>EK-DEL-TBMC1</b>      | Additional license for Tosibox® Key with 1 mobile client                                | 117     |
| <b>EK-DEL-TBMC10</b>     | Additional license for Tosibox® Key with 10 mobile client                               | 117     |
| <b>EK-DEL-TBMC5</b>      | Additional license for Tosibox® Key with 5 mobile client                                | 117     |
| <b>EK-DEL-TBSK1</b>      | Tosibox® SoftKey software key to be combined with a key, with Sub Key function          | 117     |
| <b>EK-DEL-UPGR-BA</b>    | Upgrade server Delégo BASIC-ADVANCED  | 248     |

# Index by code

|                           |   |     |
|---------------------------|---|-----|
| <b>EK-DEL-UPGR-BP</b>     | Upgrade server Delégo BASIC-PREMIUM   | 248 |
| <b>EK-DEL-UPGR-AP</b>     | Upgrade server Delégo ADVANCED-PREMIUM  | 248 |
| <b>EK-DEL-V1</b>          | Voucher   | 248 |
| <b>EK-DF2-TP</b>          | Presence sensors for ceiling/counter-ceiling mounting   | 77  |
| <b>EK-DFL</b>             | Template for side-by-side mounting of FF series with Flank frames   | 152 |
| <b>EK-DFO</b>             | Template for side-by-side mounting of FF series with Form frames  | 152 |
| <b>EK-DG2-TP</b>          | Presence sensor for ceiling mounting  | 78  |
| <b>EK-DH4-TP</b>          | Presence sensor for outdoor mounting  | 79  |
| <b>EK-DPS-D-1</b>         | Template for Surface plates - devices of 71 series  | 144 |
| <b>EK-DPS-D-5</b>         | Template for Surface plates - devices of 71 series - Package 5 pcs.   | 144 |
| <b>EK-DPS-Q-1</b>         | Template for Surface plates - standard flush-mounted inserts  | 144 |
| <b>EK-DPS-Q-5</b>         | Template for Surface plates - standard flush-mounted inserts - Package 5 pcs.   | 144 |
| <b>EK-DPS-R-1</b>         | Template for Surface plates - standard flush-mounted inserts  | 144 |
| <b>EK-DPS-R-5</b>         | Template for Surface plates - standard flush-mounted inserts - Package 5 pcs.   | 144 |
| <b>EK-DQG-...</b>         | Deep square plate - window 55 x 55 mm   | 137 |
| <b>EK-DQP-...</b>         | Deep square plate - window 45 x 45 mm   | 137 |
| <b>EK-DQS-...</b>         | Deep square plate - window 60 x 60 mm   | 137 |
| <b>EK-DQT-...</b>         | Deep square plate - window 30 x 60 mm   | 137 |
| <b>EK-DRG-...</b>         | Deep rectangular plate - window 68 x 45 mm  | 138 |
| <b>EK-DRS-...</b>         | Deep rectangular plate - window 60 x 60 mm  | 138 |
| <b>EK-E12-TP</b>          | 4-fold pushbutton and room thermostat - 71 series - mounting with square frame of Form or Flank series - blue / green led                           | 98  |
| <b>EK-E12-TP-BG-NF</b>    | 4-fold pushbutton and room thermostat - 71 series - mounting without frame ('NF series) - blue / green led  | 98  |
| <b>EK-E12-TP-BG-NF-R</b>  | 4-fold pushbutton and room thermostat for rectangular wall-box - 71 series - mounting without frame ('NF series) - blue / green led                 | 99  |
| <b>EK-E12-TP-BG-NFW</b>   | 4-fold pushbutton and room thermostat - 71 series - mounting without frame ('NF series) - blue / green led - white profile                          | 98  |
| <b>EK-E12-TP-BG-NFW-R</b> | 4-fold pushbutton and room thermostat for rectangular wall-box - 71 series - mounting without frame ('NF series) - blue / green led - white profile | 99  |
| <b>EK-E12-TP-R</b>        | 4-fold pushbutton and room thermostat for rectangular wall-box - 71 series - mounting with square frame of Form or Flank series - blue / green led  | 99  |
| <b>EK-E12-TP-RW</b>       | 4-fold pushbutton and room thermostat - 71 series - mounting with square frame of Form or Flank series - red / white led                            | 98  |
| <b>EK-E12-TP-RW-NF</b>    | 4-fold pushbutton and room thermostat - 71 series - mounting without frame ('NF series) - red / white led   | 98  |
| <b>EK-E12-TP-RW-NF-R</b>  | 4-fold pushbutton and room thermostat for rectangular wall-box - 71 series - mounting without frame ('NF series) - red / white led                  | 99  |
| <b>EK-E12-TP-RW-NFW</b>   | 4-fold pushbutton and room thermostat - 71 series - mounting without frame ('NF series) - red / white led - white profile                           | 98  |
| <b>EK-E12-TP-RW-NFW-R</b> | 4-fold pushbutton and room thermostat for rectangular wall-box - 71 series - mounting without frame ('NF series) - red / white led - white profile  | 99  |
| <b>EK-E12-TP-RW-R</b>     | 4-fold pushbutton and room thermostat for rectangular wall-box - 71 series - mounting with square frame of Form or Flank series - red / white led   | 99  |
| <b>EK-E20-TP-4LD</b>      | 4-fold pushbutton (right) with led 20venti series   | 34  |

|                          |  |     |
|--------------------------|--|-----|
| <b>EK-E20-TP-4LS</b>     | 4-fold pushbutton (left) with led 20venti series   | 34  |
| <b>EK-E20-TP-8L</b>      | 8-fold pushbutton with led 20venti series  | 34  |
| <b>EK-E20-TP-8L-R</b>    | 8-fold pushbutton with led for rectangular wall-box 20venti series   | 35  |
| <b>EK-E20-TP-5LD</b>     | 5-fold pushbutton (right) with led 20venti series  | 38  |
| <b>EK-E20-TP-5LS</b>     | 5-fold pushbutton (left) with led 20venti series   | 38  |
| <b>EK-E20-TP-10L</b>     | 10-fold pushbutton with led 20venti series   | 38  |
| <b>EK-E20-TP-10L-R</b>   | 10-fold pushbutton with led for rectangular wall-box 20venti series  | 39  |
| <b>EK-E20-TP-4TD-P</b>   | 4-fold pushbutton (right) with backlit text/symbols and proximity sensor - 20venti series  | 32  |
| <b>EK-E20-TP-4TS-P</b>   | 4-fold pushbutton (left) with backlit text/symbols and proximity sensor - 20venti series   | 32  |
| <b>EK-E20-TP-8T-P</b>    | 8-fold pushbutton with backlit text/symbols and proximity sensor - 20venti series  | 32  |
| <b>EK-E20-TP-8T-P-R</b>  | 8-fold pushbutton with backlit text/symbols and proximity sensor for rectangular wall-box - 20venti series                             | 33  |
| <b>EK-E20-TP-5TD-P</b>   | 5-fold pushbutton (right) with backlit text/symbols and proximity sensor - 20venti series  | 36  |
| <b>EK-E20-TP-5TS-P</b>   | 5-fold pushbutton (left) with backlit text/symbols and proximity sensor - 20venti series   | 36  |
| <b>EK-E20-TP-10T-P</b>   | 10-fold pushbutton with backlit text/symbols and proximity sensor - 20venti series   | 36  |
| <b>EK-E20-TP-10T-P-R</b> | 10-fold pushbutton with backlit text/symbols and proximity sensor for rectangular wall-box - 20venti series                            | 37  |
| <b>EK-E22-TP</b>         | 4-fold basic pushbutton - 71 series - mounting with square frame of Form or Flank series   | 96  |
| <b>EK-E22-TP-NF</b>      | 4-fold basic pushbutton - 71 series - mounting without frame ('NF series)  | 96  |
| <b>EK-E22-TP-NF-R</b>    | 4-fold basic pushbutton and room thermostat for rectangular wall-box - 71 series - mounting without frame ('NF series)                 | 97  |
| <b>EK-E22-TP-NFW</b>     | 4-fold basic pushbutton - 71 series - mounting without frame ('NF series) - white profile  | 96  |
| <b>EK-E22-TP-NFW-R</b>   | 4-fold basic pushbutton and room thermostat for rectangular wall-box - 71 series - mounting without frame ('NF series) - white profile | 97  |
| <b>EK-E22-TP-R</b>       | 4-fold basic pushbutton and room thermostat for rectangular wall-box - 71 series - mounting with square frame of Form or Flank series  | 97  |
| <b>EK-E32-TP</b>         | 4-fold basic pushbutton - FF series mounting with square frame of Form or Flank series   | 56  |
| <b>EK-E32-TP-NF</b>      | 4-fold basic pushbutton - FF series mounting without frame ('NF series)  | 56  |
| <b>EK-E32-TP-NFW</b>     | 4-fold basic pushbutton - FF series mounting without frame ('NF series) - white profile  | 56  |
| <b>EK-E72-TP</b>         | Room thermostat - 71 series - mounting with square frame of Form or Flank series   | 104 |
| <b>EK-E72-TP-NF</b>      | Room thermostat - 71 series - mounting without frame ('NF series)  | 104 |
| <b>EK-E72-TP-NF-R</b>    | Room thermostat for rectangular wall-box - 71 series - mounting without frame ('NF series)   | 105 |
| <b>EK-E72-TP-NFW</b>     | Room thermostat - 71 series - mounting without frame ('NF series) - white profile  | 104 |
| <b>EK-E72-TP-NFW-R</b>   | Room thermostat for rectangular wall-box - 71 series - mounting without frame ('NF series) - white profile                             | 105 |
| <b>EK-E72-TP-R</b>       | Room thermostat for rectangular wall-box - 71 series - mounting with square frame of Form or Flank series                              | 105 |
| <b>EK-EC2-TP</b>         | Touch&See display - mounting with square frame of Form or Flank series   | 72  |
| <b>EK-EC2-TP-00-NF</b>   | Touch&See display - mounting without frame ('NF Series)  | 72  |
| <b>EK-EC2-TP-00-NFW</b>  | Touch&See display - mounting without frame ('NF Series) - white profile  | 72  |
| <b>EK-ED2-TP</b>         | 4-fold pushbutton and room thermostat - FF series - mounting with square frame of Form or Flank series - blue / green led              | 57  |

## Index by code

|                         |  |     |                        |   |     |
|-------------------------|--|-----|------------------------|---|-----|
| <b>EK-ED2-TP-BG-NF</b>  | 4-fold pushbutton and room thermostat - FF series - mounting without frame ('NF series) - blue / green led                           | 57  | <b>EK-ES2-TP-R</b>     | Multisensor with humidity, TVOC and CO2 eq. regulator for rectangular wall-box - mounting with square frame of Form or Flank series | 109 |
| <b>EK-ED2-TP-BG-NFW</b> | 4-fold pushbutton and room thermostat - FF series - mounting without frame ('NF series) - blue / green led - white profile           | 57  | <b>EK-ET2-TP</b>       | Multisensor quality air with regulator - mounting with square frame of Form or Flank series   | 106 |
| <b>EK-ED2-TP-RW</b>     | 4-fold pushbutton and room thermostat - FF series - mounting with square frame of Form or Flank series - red / white led             | 57  | <b>EK-ET2-TP-NF</b>    | Multisensor quality air with regulator - mounting without frame ('NF series)  | 106 |
| <b>EK-ED2-TP-RW-NF</b>  | 4-fold pushbutton and room thermostat - FF series - mounting without frame ('NF series) - red / white led                            | 57  | <b>EK-ET2-TP-NF-R</b>  | Multisensor quality air with regulator for rectangular wall-box - mounting without frame ('NF series)                               | 107 |
| <b>EK-ED2-TP-RW-NFW</b> | 4-fold pushbutton and room thermostat - FF series - mounting without frame ('NF series) - red / white led - white profile            | 57  | <b>EK-ET2-TP-NFW</b>   | Multisensor quality air with regulator - mounting without frame ('NF series) - white profile  | 106 |
| <b>EK-EF2-TP</b>        | Touch&See display with 2-fold pushbutton - mounting with square frame of Form or Flank series - blue / green led                     | 73  | <b>EK-ET2-TP-NFW-R</b> | Multisensor quality air with regulator for rectangular wall-box - mounting without frame ('NF series) - white profile               | 107 |
| <b>EK-EF2-TP-RW</b>     | Touch&See display with 2-fold pushbutton - mounting with square frame of Form or Flank series - red / white led                      | 73  | <b>EK-ET2-TP-R</b>     | Multisensor quality air with regulator for rectangular wall-box - mounting with square frame of Form or Flank series                | 107 |
| <b>EK-EH2-TP</b>        | 6-fold pushbutton - FF series - blue / green led   | 58  | <b>EK-FA1-TP</b>       | 4-fold binary output  | 200 |
| <b>EK-EH2-TP-RW</b>     | 6-fold pushbutton - FF series - red / white led  | 58  | <b>EK-FB1-TP</b>       | 8-fold binary output  | 201 |
| <b>EK-EP2-TP</b>        | Room thermostat - FF series - mounting with square frame of Form or Flank series - blue / green led                                  | 65  | <b>EK-FE1-TP</b>       | 8-fold binary output/4-fold blind actuator  | 202 |
| <b>EK-EP2-TP-BG-NF</b>  | Room thermostat - FF series - mounting without frame ('NF series) - blue / green led   | 65  | <b>EK-FF1-TP</b>       | 16-fold binary output/8-fold blind actuator   | 203 |
| <b>EK-EP2-TP-BG-NFW</b> | Room thermostat - FF series - mounting without frame ('NF series) - blue / green led - white profile                                 | 65  | <b>EK-FL2-...</b>      | Double frame - Flank series   | 133 |
| <b>EK-EP2-TP-RW</b>     | Room thermostat - FF series - mounting with square frame of Form or Flank series - red / white led                                   | 65  | <b>EK-FLQ-...</b>      | Square frame - Flank series   | 132 |
| <b>EK-EP2-TP-RW-NF</b>  | Room thermostat - FF series - mounting without frame ('NF series) - red / white led  | 65  | <b>EK-FLR-...</b>      | Rectangular frame - Flank series  | 132 |
| <b>EK-EP2-TP-RW-NFW</b> | Room thermostat - FF series - mounting without frame ('NF series) - red / white led - white profile                                  | 65  | <b>EK-FO2-...</b>      | Double frame - Form series  | 133 |
| <b>EK-EQ2-TP</b>        | Room thermostat - FF series with relative humidity sensor - mounting with square frame of Form or Flank series - blue / green led    | 66  | <b>EK-FOQ-...</b>      | Square frame - Form series  | 131 |
| <b>EK-EQ2-TP-BG-NF</b>  | Room thermostat - FF series with relative humidity sensor - mounting without frame ('NF series) - blue / green led                   | 66  | <b>EK-FOR-...</b>      | Rectangular frame - Form series   | 131 |
| <b>EK-EQ2-TP-BG-NFW</b> | Room thermostat - FF series with relative humidity sensor - mounting without frame ('NF series) - blue / green led - white profile   | 66  | <b>EK-GA1-TP</b>       | 2-fold dimming actuator   | 208 |
| <b>EK-EQ2-TP-RW</b>     | Room thermostat - FF series with relative humidity sensor - mounting with square frame of Form or Flank series - red / white led     | 66  | <b>EK-GC1-TP</b>       | 4-fold RGBW LED dimmer  | 209 |
| <b>EK-EQ2-TP-RW-NF</b>  | Room thermostat - FF series with relative humidity sensor - mounting without frame ('NF series) - red / white led                    | 66  | <b>EK-GF1-TP</b>       | 4-fold 0-10 V actuator  | 210 |
| <b>EK-EQ2-TP-RW-NFW</b> | Room thermostat - FF series with relative humidity sensor - mounting without frame ('NF series) - red / white led - white profile    | 66  | <b>EK-GPS-1</b>        | GPS Module  | 184 |
| <b>EK-ER2-TP</b>        | Easy room thermostat - FF series - mounting with square frame of Form or Flank series - blue / green led                             | 64  | <b>EK-HA1-TP</b>       | Fancoil actuator / controller 3-speed fan control   | 212 |
| <b>EK-ER2-TP-BG-NF</b>  | Easy room thermostat - FF series - mounting without frame ('NF series) - blue / green led  | 64  | <b>EK-HB1-TP</b>       | Fancoil actuator / controller 0-10 V fan control  | 213 |
| <b>EK-ER2-TP-BG-NFW</b> | Easy room thermostat - FF series - mounting without frame ('NF series) - blue / green led - white profile                            | 64  | <b>EK-HC1-TP</b>       | Fancoil actuator / controller full version  | 214 |
| <b>EK-ER2-TP-RW</b>     | Easy room thermostat - FF series - mounting with square frame of Form or Flank series - red / white led                              | 64  | <b>EK-HE1-TP</b>       | 8-fold actuator / controller for electrothermal valve drives  | 215 |
| <b>EK-ER2-TP-RW-NF</b>  | Easy room thermostat - FF series - mounting without frame ('NF series) - red / white led   | 64  | <b>EK-HH1-TP</b>       | Mixing actuator   | 216 |
| <b>EK-ER2-TP-RW-NFW</b> | Easy room thermostat - FF series - mounting without frame ('NF series) - red / white led - white profile                             | 64  | <b>EK-HO1-TP</b>       | Input/output module for hotel applications  | 206 |
| <b>EK-ES2-TP</b>        | Multisensor with humidity, TVOC and CO2 eq. regulator - mounting with square frame of Form or Flank series                           | 108 | <b>EK-HU1-TP</b>       | Input/output module for office applications   | 205 |
| <b>EK-ES2-TP-NF</b>     | Multisensor with humidity, TVOC and CO2 eq. regulator - mounting without frame ('NF series)  | 108 | <b>EK-IA1-TP</b>       | CODESYS PLC with KNX interface  | 218 |
| <b>EK-ES2-TP-NF-R</b>   | Multisensor with humidity, TVOC and CO2 eq. regulator for rectangular wall-box - mounting without frame ('NF series)                 | 109 | <b>EK-IB1</b>          | SMART-U PLC - Ethernet port or Wi-Fi connection   | 220 |
| <b>EK-ES2-TP-NFW</b>    | Multisensor with humidity, TVOC and CO2 eq. regulator - mounting without frame ('NF series) - white profile                          | 108 | <b>EK-IBC1-ACC</b>     | 3-pole terminals  | 220 |
| <b>EK-ES2-TP-NFW-R</b>  | Multisensor with humidity, TVOC and CO2 eq. regulator for rectangular wall-box - mounting without frame ('NF series) - white profile | 109 | <b>EK-IC1</b>          | SMART-U PLC - Ethernet port   | 220 |
|                         |  |     | <b>EK-LM2-TP</b>       | Configurable logical module   | 190 |
|                         |  |     | <b>EK-MAR-1</b>        | Spring for snapping on wall-mounting devices  | 196 |
|                         |  |     | <b>EK-MAR-5</b>        | Spring for snapping on wall-mounting devices - Package 5 pcs.   | 196 |
|                         |  |     | <b>EK-MC1-MD</b>       | Modbus communication module   | 237 |

## Index by code

|                           |  |          |
|---------------------------|--|----------|
| <b>EK-MC1-TP</b>          | KNX communication module   | 238      |
| <b>EK-ME1-06T</b>         | 6 A MID three phase energy meter   | 235      |
| <b>EK-ME1-80M</b>         | 80 A MID single phase energy meter   | 234      |
| <b>EK-ME1-80T</b>         | 80 A MID three phase energy meter  | 236      |
| <b>EK-ME1-MDB</b>         | Network analyzer   | 232      |
| <b>EK-MEK-30</b>          | Kit with network analyzer and Rogowski coils - 3 Rogowski coils 30 cm length | 233      |
| <b>EK-MEK-45</b>          | Kit with network analyzer and Rogowski coils - 3 Rogowski coils 45 cm length | 233      |
| <b>EK-MEK-70</b>          | Kit with network analyzer and Rogowski coils - 3 Rogowski coils 70 cm length | 233      |
| <b>EK-MGB-TP</b>          | Terminal blocks - yellow/white - SELV connection                             | 239      |
| <b>EK-MNR-TP</b>          | Terminal blocks - red/black - bus connection                                 | 239      |
| <b>EK-P2C-...</b>         | NF plate with 120 x 60 mm window   | 149      |
| <b>EK-P2E-...</b>         | Double plate - window 45 x 45 mm (2)   | 136      |
| <b>EK-P2F-...</b>         | Double plate - window 45 x 45 mm (1) - window 60 x 60 mm (1)                 | 136      |
| <b>EK-P2G-...</b>         | Double plate - window 55 x 55 mm (1) - window 60 x 60 mm (1)                 | 136      |
| <b>EK-P2P-...</b>         | Double plate - window 55 x 55 mm (2)   | 136      |
| <b>EK-P2S-...</b>         | Double plate - window 60 x 60 mm (2)   | 136      |
| <b>EK-POC-BOX-EN</b>      | Pocket Box   | 256      |
| <b>EK-PQG-...</b>         | Square plate - window 55 x 55 mm   | 134      |
| <b>EK-PQP-...</b>         | Square plate - window 45 x 45 mm   | 134      |
| <b>EK-PQS-...</b>         | Square plate - window 60 x 60 mm   | 134      |
| <b>EK-PRG-...</b>         | Rectangular plate - window 55 x 55 mm  | 135      |
| <b>EK-PRP-...</b>         | Rectangular plate - window 45 x 45 mm  | 135      |
| <b>EK-PRS</b>             | Rectangular plate - window 60 x 60 mm  | 135      |
| <b>EK-QR6-IR</b>          | IR Remote Controller (presence sensors)                                      | 77-78-79 |
| <b>EK-QS3</b>             | Support for external mounting (presence sensors)                             | 77-78-79 |
| <b>EK-S2C-...</b>         | Surface plate with 120 x 60 mm window  | 150      |
| <b>EK-S2E</b>             | Surface double plate - window 45 x 45 mm (2)                                 | 143      |
| <b>EK-S2F</b>             | Surface double plate - window 45 x 45 mm (1) - window 60 x 60 mm (1)         | 143      |
| <b>EK-S2G-...</b>         | Surface double plate - window 55 x 55 mm (1) - window 60 x 60 mm (1)         | 143      |
| <b>EK-S2P-...</b>         | Surface double plate - window 55 x 55 mm (2)                                 | 143      |
| <b>EK-S2S-...</b>         | Surface double plate - window 60 x 60 mm (2)                                 | 143      |
| <b>EK-SB4-20VENTI</b>     | Style box 20venti series   | 258      |
| <b>EK-SB4-5PAN</b>        | Style box Delégo panel 5"  | 258      |
| <b>EK-SB4-71-DEEP</b>     | Style box 71 series - Deep   | 258      |
| <b>EK-SB4-71-SUR-FACE</b> | Style box 71 series - Surface  | 258      |
| <b>EK-SB4-FF-FORM</b>     | Style box FF series - Form   | 258      |
| <b>EK-SC1-01</b>          | Style Case   | 258      |

|                        |  |     |
|------------------------|--|-----|
| <b>EK-SM2-CHA</b>      | Double supports for installation with 60 mm device centre distance - vertical                      | 148 |
| <b>EK-SM2-CHB</b>      | Double supports for installation with 60 mm device centre distance - vertical                      | 148 |
| <b>EK-SM2-CHC</b>      | Double supports for installation with 60 mm device centre distance - vertical                      | 148 |
| <b>EK-SM2-CHD</b>      | Double supports for installation with 60 mm device centre distance - horizontal                    | 148 |
| <b>EK-SM2-CHE</b>      | Double supports for installation with 60 mm device centre distance - horizontal                    | 148 |
| <b>EK-SM2-CHF</b>      | Double supports for installation with 60 mm device centre distance - horizontal                    | 148 |
| <b>EK-SM2-TP</b>       | Movement sensor  | 76  |
| <b>EK-SMG-35-1</b>     | Support for DIN-rail mounting  | 196 |
| <b>EK-SMG-35-5</b>     | Support for DIN-rail mounting - Package 5 pcs.   | 196 |
| <b>EK-SMQ</b>          | Square mounting support - thermostats and Touch&See FF series                                      | 151 |
| <b>EK-SMQ-71</b>       | Square mounting support - devices of 20venti or 71 series and 4-fold pushbutton of FF series       | 151 |
| <b>EK-SMR</b>          | Rectangular mounting support - 6-fold pushbutton and Touch&See with 2-fold pushbutton of FF series | 151 |
| <b>EK-SMR-71</b>       | Rectangular mounting support - devices of 20venti or 71 series                                     | 151 |
| <b>EK-SP-TX2</b>       | Adapter for card holder and card reader  | 110 |
| <b>EK-SP-TX2</b>       | Adapter for card holder and card reader  | 110 |
| <b>EK-SQG-...</b>      | Surface square plate - window 55 x 55 mm   | 141 |
| <b>EK-SQP-...</b>      | Surface square plate - window 45 x 45 mm   | 141 |
| <b>EK-SQS-...</b>      | Surface square plate - window 60 x 60 mm   | 141 |
| <b>EK-SQT-...</b>      | Surface square plate - window 30 x 60 mm   | 141 |
| <b>EK-SRG-...</b>      | Surface rectangular plate - window 68 x 45 mm  | 142 |
| <b>EK-SRS</b>          | Surface rectangular plate - window 60 x 60 mm  | 142 |
| <b>EK-STC-10K-3435</b> | NTC 10 k $\Omega$ temperature sensors - contact  | 217 |
| <b>EK-STE-10K-3435</b> | NTC 10 k $\Omega$ temperature sensors - outdoor  | 217 |
| <b>EK-STI-10K-3435</b> | NTC 10 k $\Omega$ temperature sensors - immersion  | 217 |
| <b>EK-STL-10K-3435</b> | NTC 10 k $\Omega$ temperature sensors - air mass   | 217 |
| <b>EK-T1Q-...</b>      | 1 Square rocker for pushbuttons - 71 series  | 122 |
| <b>EK-T1Q-...-ES2</b>  | Full front cover for Multisensor EK-ES2-TP - 71 Series   | 124 |
| <b>EK-T1Q-...-ET2</b>  | Full front cover for Multisensor EK-ET2-TP - 71 Series   | 123 |
| <b>EK-T2R-...</b>      | 2 Rectangular vertical rockers for pushbuttons - 71 series   | 122 |
| <b>EK-T4Q-...</b>      | 4 Square rockers for pushbuttons - 71 series   | 122 |
| <b>EK-T4R-...</b>      | 4 Rectangular horizontal rockers for pushbuttons - 71 series                                       | 122 |
| <b>EK-T2Q-20-BT...</b> | 2 Square rockers for pushbuttons (symbols backlit) - 20venti series                                | 118 |
| <b>EK-T4R-20-BL...</b> | 4 Rectangular rockers for pushbuttons (symbols/texts backlit) 20venti series                       | 118 |
| <b>EK-T4R-20-BT...</b> | 4 Rectangular rockers for pushbuttons (LED) - 20venti series                                       | 118 |
| <b>EK-TA-05A</b>       | Current transformer (TA) for EK-CF2-TP interface - 0...5   | 195 |
| <b>EK-TA-20A</b>       | Current transformer (TA) for EK-CF2-TP interface - 0...20  | 195 |
| <b>EK-TA-30A</b>       | Current transformer (TA) for EK-CF2-TP interface - 0...30  | 195 |

## Index by code

|                       |   |         |
|-----------------------|---|---------|
| <b>EK-TA-40A</b>      | Current transformer (TA) for EK-CF2-TP interface - 0...40                                 | 195     |
| <b>EK-TA-50A</b>      | Current transformer (TA) for EK-CF2-TP interface - 0...50                                 | 195     |
| <b>EK-TA-60A</b>      | Current transformer (TA) for EK-CF2-TP interface - 0...60                                 | 195     |
| <b>EK-TAQ</b>         | Adapter for square plate with a Form or Flank frame                                       | 134     |
| <b>EK-TAQ-1-NF</b>    | Adapter for Deep square plate   | 137     |
| <b>EK-TAQ-1-NF</b>    | Adapter for square plate without frame (*NF series)                                       | 134     |
| <b>EK-TAQ-1-NFW</b>   | Adapter for square plate without frame (*NF series) - white profile                       | 134     |
| <b>EK-TAQ-5-NF</b>    | Adapter for Deep square plate - Package 5 pcs.  | 137     |
| <b>EK-TAQ-5-NF</b>    | Adapter for square plate without frame (*NF series) - Package 5 pcs.                      | 134     |
| <b>EK-TAQ-5-NFW</b>   | Adapter for square plate without frame (*NF series) - white profile - Package 5 pcs.      | 134     |
| <b>EK-TAR</b>         | Adapter for rectangular plate with a Form or Flank frame                                  | 135     |
| <b>EK-TAR-1-NF</b>    | Adapter for Deep rectangular plate  | 138     |
| <b>EK-TAR-1-NF</b>    | Adapter for rectangular plate without frame (*NF series)                                  | 135     |
| <b>EK-TAR-1-NFW</b>   | Adapter for rectangular plate without frame (*NF series) - white profile                  | 135     |
| <b>EK-TAR-5-NF</b>    | Adapter for Deep square plate - Package 5 pcs.  | 138     |
| <b>EK-TAR-5-NF</b>    | Adapter for rectangular plate without frame (*NF series) - Package 5 pcs.                 | 135     |
| <b>EK-TAR-5-NFW</b>   | Adapter for rectangular plate without frame (*NF series) - white profile - Package 5 pcs. | 135     |
| <b>EK-TAS-D-1</b>     | Adapter for Surface double plate  | 143-150 |
| <b>EK-TAS-D-5</b>     | Adapter for Surface double plate - Package 5 pcs.   | 143-150 |
| <b>EK-TAS-Q-1</b>     | Adapter for Surface square plate  | 141     |
| <b>EK-TAS-Q-5</b>     | Adapter for Surface square plate - Package 5 pcs.   | 141     |
| <b>EK-TAS-R-1</b>     | Adapter for Surface rectangular plate   | 142     |
| <b>EK-TAS-R-5</b>     | Adapter for Surface square plate - Package 5 pcs.   | 142     |
| <b>EK-TBL5</b>        | Router Tosibox® Lock 500  | 116     |
| <b>EK-TCA-TP</b>      | Tech Case advanced version  | 259     |
| <b>EK-TCB-TP</b>      | Tech Case basic version   | 259     |
| <b>EK-TCC-10</b>      | Smart-card - Client logo  | 115     |
| <b>EK-TCE-10</b>      | Smart-card - Ekinex logo  | 115     |
| <b>EK-TH2-TP</b>      | Card holder -   | 113     |
| <b>EK-TM1-TP</b>      | Time / astronomical digital switch  | 184     |
| <b>EK-TP2-TP</b>      | Cards programmer  | 114     |
| <b>EK-TQQ-...</b>     | 4 Square rockers for 4-fold pushbuttons - FF series                                       | 119     |
| <b>EK-TQQ-...</b>     | Square rockers for 6-fold pushbuttons and Touch&See - FF series                           | 120     |
| <b>EK-TQQ-...-EP2</b> | Set 2 square rockers for room thermostats - FF series                                     | 121     |
| <b>EK-TR2-TP</b>      | Card reader   | 112     |
| <b>EK-TRO-...</b>     | 4 Rectangular horizontal rockers for 4-fold pushbuttons - FF series                       | 119     |
| <b>EK-TRV-...</b>     | 2 Rectangular vertical rockers for 4-fold pushbuttons - FF series                         | 119     |

# Index by description

|   |                          |     |  |                           |     |
|---|--------------------------|-----|--|---------------------------|-----|
| Bus cable - bus connection  | <b>EK-112-TP</b>         | 239 | 4-fold pushbutton and room thermostat - 71 series - mounting with square frame of Form or Flank series - blue / green led                          | <b>EK-E12-TP</b>          | 98  |
| Bus cable - bus connection and spare pair   | <b>EK-114-TP</b>         | 239 | 4-fold pushbutton and room thermostat - 71 series - mounting with square frame of Form or Flank series - red / white led                           | <b>EK-E12-TP-RW</b>       | 98  |
| 1 Square rocker for pushbuttons - 71 series   | <b>EK-T1Q-...</b>        | 122 | 4-fold pushbutton and room thermostat - 71 series - mounting without frame (NF series) - blue / green led  | <b>EK-E12-TP-BG-NF</b>    | 98  |
| 10-fold pushbutton with backlit text/symbols and proximity sensor - 20venti series  | <b>EK-E20-TP-10T-P</b>   | 36  | 4-fold pushbutton and room thermostat - 71 series - mounting without frame (NF series) - blue / green led - white profile                          | <b>EK-E12-TP-BG-NFW</b>   | 98  |
| 10-fold pushbutton with backlit text/symbols and proximity sensor for rectangular wall-box - 20venti series                           | <b>EK-E20-TP-10T-P-R</b> | 37  | 4-fold pushbutton and room thermostat - 71 series - mounting without frame (NF series) - red / white led   | <b>EK-E12-TP-RW-NF</b>    | 98  |
| 10-fold pushbutton with led 20venti series  | <b>EK-E20-TP-10L</b>     | 38  | 4-fold pushbutton and room thermostat - 71 series - mounting without frame (NF series) - red / white led - white profile                           | <b>EK-E12-TP-RW-NFW</b>   | 98  |
| 10-fold pushbutton with led for rectangular wall-box 20venti series   | <b>EK-E20-TP-10L-R</b>   | 39  | 4-fold pushbutton and room thermostat - FF series - mounting with square frame of Form or Flank series - blue / green led                          | <b>EK-ED2-TP</b>          | 57  |
| 16-fold binary output/8-fold blind actuator   | <b>EK-FF1-TP</b>         | 203 | 4-fold pushbutton and room thermostat - FF series - mounting with square frame of Form or Flank series - red / white led                           | <b>EK-ED2-TP-RW</b>       | 57  |
| 2 Rectangular vertical rockers for 4-fold pushbuttons - FF series   | <b>EK-TRV-...</b>        | 119 | 4-fold pushbutton and room thermostat - FF series - mounting without frame (NF series) - blue / green led  | <b>EK-ED2-TP-BG-NF</b>    | 57  |
| 2 Rectangular vertical rockers for pushbuttons - 71 series  | <b>EK-T2R-...</b>        | 122 | 4-fold pushbutton and room thermostat - FF series - mounting without frame (NF series) - blue / green led - white profile                          | <b>EK-ED2-TP-BG-NFW</b>   | 57  |
| 2 Square rockers for pushbuttons (symbols backlit) - 20venti series   | <b>EK-T2Q-20-BT...</b>   | 118 | 4-fold pushbutton and room thermostat - FF series - mounting without frame (NF series) - red / white led   | <b>EK-ED2-TP-RW-NF</b>    | 57  |
| 2-fold dimming actuator   | <b>EK-GA1-TP</b>         | 208 | 4-fold pushbutton and room thermostat - FF series - mounting without frame (NF series) - red / white led - white profile                           | <b>EK-ED2-TP-RW-NFW</b>   | 57  |
| 3-pole terminals  | <b>EK-IBC1-ACC</b>       | 220 | 4-fold pushbutton and room thermostat for rectangular wall-box - 71 series - mounting with square frame of Form or Flank series - blue / green led | <b>EK-E12-TP-R</b>        | 99  |
| 4 Rectangular horizontal rockers for 4-fold pushbuttons - FF series   | <b>EK-TRO-...</b>        | 119 | 4-fold pushbutton and room thermostat for rectangular wall-box - 71 series - mounting with square frame of Form or Flank series - red / white led  | <b>EK-E12-TP-RW-R</b>     | 99  |
| 4 Rectangular horizontal rockers for pushbuttons - 71 series  | <b>EK-T4R-...</b>        | 122 | 4-fold pushbutton and room thermostat for rectangular wall-box - 71 series - mounting without frame (NF series) - blue / green led                 | <b>EK-E12-TP-BG-NF-R</b>  | 99  |
| 4 Rectangular rockers for pushbuttons (LED) - 20venti series  | <b>EK-T4R-20-BT...</b>   | 118 | 4-fold pushbutton and room thermostat for rectangular wall-box - 71 series - mounting without frame (NF series) - blue / green led - white profile | <b>EK-E12-TP-BG-NFW-R</b> | 99  |
| 4 Rectangular rockers for pushbuttons (symbols/texts backlit) 20venti series  | <b>EK-T4R-20-BL...</b>   | 118 | 4-fold pushbutton and room thermostat for rectangular wall-box - 71 series - mounting without frame (NF series) - red / white led                  | <b>EK-E12-TP-RW-NF-R</b>  | 99  |
| 4 Square rockers for 4-fold pushbuttons - FF series   | <b>EK-TQQ-...</b>        | 119 | 4-fold pushbutton and room thermostat for rectangular wall-box - 71 series - mounting without frame (NF series) - red / white led - white profile  | <b>EK-E12-TP-RW-NFW-R</b> | 99  |
| 4 Square rockers for pushbuttons - 71 series  | <b>EK-T4Q-...</b>        | 122 | 4-fold RGBW LED dimmer   | <b>EK-GC1-TP</b>          | 209 |
| 4-fold 0-10 V actuator  | <b>EK-GF1-TP</b>         | 210 | 5-fold pushbutton (left) with backlit text/symbols and proximity sensor - 20venti series   | <b>EK-E20-TP-5TS-P</b>    | 36  |
| 4-fold basic pushbutton - 71 series - mounting with square frame of Form or Flank series  | <b>EK-E22-TP</b>         | 96  | 5-fold pushbutton (left) with led 20venti series   | <b>EK-E20-TP-5LS</b>      | 38  |
| 4-fold basic pushbutton - 71 series - mounting without frame (NF series)  | <b>EK-E22-TP-NF</b>      | 96  | 5-fold pushbutton (right) with backlit text/symbols and proximity sensor - 20venti series  | <b>EK-E20-TP-5TD-P</b>    | 36  |
| 4-fold basic pushbutton - 71 series - mounting without frame (NF series) - white profile  | <b>EK-E22-TP-NFW</b>     | 96  | 5-fold pushbutton (right) with led 20venti series  | <b>EK-E20-TP-5LD</b>      | 38  |
| 4-fold basic pushbutton - FF series mounting with square frame of Form or Flank series  | <b>EK-E32-TP</b>         | 56  | 6 A MID three phase energy meter   | <b>EK-ME1-06T</b>         | 235 |
| 4-fold basic pushbutton - FF series mounting without frame (NF series)  | <b>EK-E32-TP-NF</b>      | 56  | 640 mA bus power supply  | <b>EK-AB1-TP</b>          | 183 |
| 4-fold basic pushbutton - FF series mounting without frame (NF series) - white profile  | <b>EK-E32-TP-NFW</b>     | 56  | 640 mA bus power supply with 30 Vdc auxiliary output   | <b>EK-AG1-TP</b>          | 183 |
| 4-fold basic pushbutton and room thermostat for rectangular wall-box - 71 series - mounting with square frame of Form or Flank series | <b>EK-E22-TP-R</b>       | 97  | 6-fold pushbutton - FF series - blue / green led   | <b>EK-EH2-TP</b>          | 58  |
| 4-fold basic pushbutton and room thermostat for rectangular wall-box - 71 series - mounting without frame (NF series)                 | <b>EK-E22-TP-NF-R</b>    | 97  | 6-fold pushbutton - FF series - red / white led  | <b>EK-EH2-TP-RW</b>       | 58  |
| 4-fold basic pushbutton and room thermostat for rectangular wall-box - 71 series - mounting without frame (NF series) - white profile | <b>EK-E22-TP-NFW-R</b>   | 97  | 80 A MID single phase energy meter   | <b>EK-ME1-80M</b>         | 234 |
| 4-fold binary output  | <b>EK-FA1-TP</b>         | 200 | 80 A MID three phase energy meter  | <b>EK-ME1-80T</b>         | 236 |
| 4-fold pushbutton (left) with backlit text/symbols and proximity sensor - 20venti series  | <b>EK-E20-TP-4TS-P</b>   | 32  |  |                           |     |
| 4-fold pushbutton (left) with led 20venti series  | <b>EK-E20-TP-4LS</b>     | 34  |  |                           |     |
| 4-fold pushbutton (right) with backlit text/symbols and proximity sensor - 20venti series   | <b>EK-E20-TP-4TD-P</b>   | 32  |  |                           |     |
| 4-fold pushbutton (right) with led 20venti series   | <b>EK-E20-TP-4LD</b>     | 34  |  |                           |     |

## Index by description

|  |                         |         |
|--|-------------------------|---------|
| 8-fold actuator / controller for electrothermal valve drives   | <b>EK-HE1-TP</b>        | 215     |
| 8-fold binary input  | <b>EK-CA1-TP</b>        | 198     |
| 8-fold binary output   | <b>EK-FB1-TP</b>        | 201     |
| 8-fold binary output/4-fold blind actuator   | <b>EK-FE1-TP</b>        | 202     |
| 8-fold pushbutton with backlit text/symbols and proximity sensor - 20venti series                          | <b>EK-E20-TP-8T-P</b>   | 32      |
| 8-fold pushbutton with backlit text/symbols and proximity sensor for rectangular wall-box - 20venti series | <b>EK-E20-TP-8T-P-R</b> | 33      |
| 8-fold pushbutton with led for rectangular wall-box 20venti series   | <b>EK-E20-TP-8L-R</b>   | 35      |
| 8-fold pushbutton with led 20venti series  | <b>EK-E20-TP-8L</b>     | 34      |
| Adapter for card holder and card reader  | <b>EK-SP-TX2</b>        | 110     |
| Adapter for card holder and card reader  | <b>EK-SP-TX2</b>        | 110     |
| Adapter for Deep double plate  | <b>EK-A71-1-NF</b>      | 139     |
| Adapter for Deep double plate - Package 5 pcs.   | <b>EK-A71-5-NF</b>      | 139     |
| Adapter for Deep rectangular plate   | <b>EK-TAR-1-NF</b>      | 138     |
| Adapter for Deep square plate  | <b>EK-TAQ-1-NF</b>      | 137     |
| Adapter for Deep square plate - Package 5 pcs.   | <b>EK-TAQ-5-NF</b>      | 137     |
| Adapter for Deep square plate - Package 5 pcs.   | <b>EK-TAR-5-NF</b>      | 138     |
| Adapter for Deep triple plate  | <b>EK-B71-1-NF</b>      | 140     |
| Adapter for Deep triple plate - Package 5 pcs.   | <b>EK-B71-5-NF</b>      | 140     |
| Adapter for double plate with a Form or Flank frame  | <b>EK-A71</b>           | 136-149 |
| Adapter for double plate without frame (NF series)   | <b>EK-A71-1-NF</b>      | 136-149 |
| Adapter for double plate without frame (NF series) - Package 5 pcs.  | <b>EK-A71-5-NF</b>      | 136-149 |
| Adapter for double plate without frame (NF series) - white profile   | <b>EK-A71-1-NFW</b>     | 136     |
| Adapter for double plate without frame (NF series) - white profile - Package 5 pcs.                        | <b>EK-A71-5-NFW</b>     | 136     |
| Adapter for rectangular plate with a Form or Flank frame   | <b>EK-TAR</b>           | 135     |
| Adapter for rectangular plate without frame (NF series)  | <b>EK-TAR-1-NF</b>      | 135     |
| Adapter for rectangular plate without frame (NF series) - Package 5 pcs.                                   | <b>EK-TAR-5-NF</b>      | 135     |
| Adapter for rectangular plate without frame (NF series) - white profile                                    | <b>EK-TAR-1-NFW</b>     | 135     |
| Adapter for rectangular plate without frame (NF series) - white profile - Package 5 pcs.                   | <b>EK-TAR-5-NFW</b>     | 135     |
| Adapter for square plate with a Form or Flank frame  | <b>EK-TAQ</b>           | 134     |
| Adapter for square plate without frame (NF series)   | <b>EK-TAQ-1-NF</b>      | 134     |
| Adapter for square plate without frame (NF series) - Package 5 pcs.  | <b>EK-TAQ-5-NF</b>      | 134     |
| Adapter for square plate without frame (NF series) - white profile   | <b>EK-TAQ-1-NFW</b>     | 134     |
| Adapter for square plate without frame (NF series) - white profile Package 5 pcs.                          | <b>EK-TAQ-5-NFW</b>     | 134     |
| Adapter for Surface double plate   | <b>EK-TAS-D-1</b>       | 143-150 |
| Adapter for Surface double plate - Package 5 pcs.  | <b>EK-TAS-D-5</b>       | 143-150 |

|   |                       |     |
|---|-----------------------|-----|
| Adapter for Surface rectangular plate                             | <b>EK-TAS-R-1</b>     | 142 |
| Adapter for Surface square plate                                  | <b>EK-TAS-Q-1</b>     | 141 |
| Adapter for Surface square plate - Package 5 pcs.                 | <b>EK-TAS-Q-5</b>     | 141 |
| Adapter for Surface square plate - Package 5 pcs.                 | <b>EK-TAS-R-5</b>     | 142 |
| Additional license for Tosibox® Key with 1 mobile client          | <b>EK-DEL-TBMC1</b>   | 117 |
| Additional license for Tosibox® Key with 10 mobile client         | <b>EK-DEL-TBMC10</b>  | 117 |
| Additional license for Tosibox® Key with 5 mobile client          | <b>EK-DEL-TBMC5</b>   | 117 |
| Aluminium frame for Delégo panel 5"                               | <b>EK-DEL-5FR-...</b> | 248 |
| Card holder -   | <b>EK-TH2-TP</b>      | 113 |
| Card reader   | <b>EK-TR2-TP</b>      | 112 |
| Cards programmer  | <b>EK-TP2-TP</b>      | 114 |
| Client License for additional programming workstation             | <b>EK-ACC-LC</b>      | 115 |
| CODESYS PLC with KNX interface                                    | <b>EK-IA1-TP</b>      | 218 |
| Color Box Pro - Fenix NTM®  | <b>EK-CBP-NTM</b>     | 257 |
| Color Box Pro - Plastic and Metal                                 | <b>EK-CBP-PLA-MET</b> | 257 |
| Color Ring - Fenix NTM®   | <b>EK-CC-FEN</b>      | 256 |
| Color Ring - Metal  | <b>EK-CC-MET</b>      | 256 |
| Color Ring - Plastic  | <b>EK-CC-PLA</b>      | 256 |
| Configurable logical module                                       | <b>EK-LM2-TP</b>      | 190 |
| CoolMasterNet with integrated KNX module                          | <b>EK-BQ1-TP</b>      | 230 |
| Current transformer (TA) for EK-CF2-TP interface - 0...5          | <b>EK-TA-05A</b>      | 195 |
| Current transformer (TA) for EK-CF2-TP interface - 0...50         | <b>EK-TA-50A</b>      | 195 |
| Current transformer (TA) for EK-CF2-TP interface - 0...20         | <b>EK-TA-20A</b>      | 195 |
| Current transformer (TA) for EK-CF2-TP interface - 0...30         | <b>EK-TA-30A</b>      | 195 |
| Current transformer (TA) for EK-CF2-TP interface - 0...40         | <b>EK-TA-40A</b>      | 195 |
| Current transformer (TA) for EK-CF2-TP interface - 0...60         | <b>EK-TA-60A</b>      | 195 |
| Deep double plate - window 45 x 45 mm (1) - window 60 x 60 mm (1) | <b>EK-D2F</b>         | 139 |
| Deep double plate - window 45 x 45 mm (2)                         | <b>EK-D2E</b>         | 139 |
| Deep double plate - window 55 x 55 mm (1) - window 60 x 60 mm (1) | <b>EK-D2G-...</b>     | 139 |
| Deep double plate - window 55 x 55 mm (2)                         | <b>EK-D2P-...</b>     | 139 |
| Deep double plate - window 60 x 60 mm (2)                         | <b>EK-D2S-...</b>     | 139 |
| Deep plate with 120 x 60 mm window                                | <b>EK-D2C-...</b>     | 149 |
| Deep rectangular plate - window 60 x 60 mm                        | <b>EK-DRS-...</b>     | 138 |
| Deep rectangular plate - window 68 x 45 mm                        | <b>EK-DRG-...</b>     | 138 |
| Deep square plate - window 30 x 60 mm                             | <b>EK-DQT-...</b>     | 137 |
| Deep square plate - window 45 x 45 mm                             | <b>EK-DQP-...</b>     | 137 |

## Index by description

|   |                          |     |
|---|--------------------------|-----|
| Deep square plate - window 55 x 55 mm   | <b>EK-DQG-...</b>        | 137 |
| Deep square plate - window 60 x 60 mm   | <b>EK-DQS-...</b>        | 137 |
| Deep triple plate - window 55 x 55 mm (3)   | <b>EK-D3P-...</b>        | 140 |
| Deep triple plate - window 60 x 60 mm (3)   | <b>EK-D3S-...</b>        | 140 |
| Delégo panel 5" - black panel   | <b>EK-DEL-5PAN</b>       | 248 |
| Delégo panel 5" - white panel   | <b>EK-DEL-5PAN-WH</b>    | 248 |
| Delégo panel 8" - black panel   | <b>EK-DEL-8PAN</b>       | 248 |
| Delégo panel 8" - white panel   | <b>EK-DEL-8PAN-WH</b>    | 248 |
| Delégo server - ADVANCED  | <b>EK-DEL-SRV-ADV-TP</b> | 248 |
| Delégo server - BASIC   | <b>EK-DEL-SRV-BAS-TP</b> | 248 |
| Delégo server - PREMIUM   | <b>EK-DEL-SRV-PRM-TP</b> | 248 |
| Double frame - Flank series   | <b>EK-FL2-...</b>        | 133 |
| Double frame - Form series  | <b>EK-F02-...</b>        | 133 |
| Double plate - window 45 x 45 mm (1) - window 60 x 60 mm (1)  | <b>EK-P2F-...</b>        | 136 |
| Double plate - window 45 x 45 mm (2)  | <b>EK-P2E-...</b>        | 136 |
| Double plate - window 55 x 55 mm (1) - window 60 x 60 mm (1)  | <b>EK-P2G-...</b>        | 136 |
| Double plate - window 55 x 55 mm (2)  | <b>EK-P2P-...</b>        | 136 |
| Double plate - window 60 x 60 mm (2)  | <b>EK-P2S-...</b>        | 136 |
| Double supports for installation with 60 mm device centre distance - horizontal                           | <b>EK-SM2-CHD</b>        | 148 |
| Double supports for installation with 60 mm device centre distance - horizontal                           | <b>EK-SM2-CHE</b>        | 148 |
| Double supports for installation with 60 mm device centre distance - horizontal                           | <b>EK-SM2-CHF</b>        | 148 |
| Double supports for installation with 60 mm device centre distance - vertical                             | <b>EK-SM2-CHA</b>        | 148 |
| Double supports for installation with 60 mm device centre distance - vertical                             | <b>EK-SM2-CHB</b>        | 148 |
| Double supports for installation with 60 mm device centre distance - vertical                             | <b>EK-SM2-CHC</b>        | 148 |
| Easy room thermostat - FF series - mounting with square frame of Form or Flank series - blue / green led  | <b>EK-ER2-TP</b>         | 64  |
| Easy room thermostat - FF series - mounting with square frame of Form or Flank series - red / white led   | <b>EK-ER2-TP-RW</b>      | 64  |
| Easy room thermostat - FF series - mounting without frame ('NF series) - blue / green led                 | <b>EK-ER2-TP-BG-NF</b>   | 64  |
| Easy room thermostat - FF series - mounting without frame ('NF series) - blue / green led - white profile | <b>EK-ER2-TP-BG-NFW</b>  | 64  |
| Easy room thermostat - FF series - mounting without frame ('NF series) - red / white led                  | <b>EK-ER2-TP-RW-NF</b>   | 64  |
| Easy room thermostat - FF series - mounting without frame ('NF series) - red / white led - white profile  | <b>EK-ER2-TP-RW-NFW</b>  | 64  |
| Fancoil actuator / controller 0-10 V fan control  | <b>EK-HB1-TP</b>         | 213 |
| Fancoil actuator / controller 3-speed fan control   | <b>EK-HA1-TP</b>         | 212 |
| Fancoil actuator / controller full version  | <b>EK-HC1-TP</b>         | 214 |
| Full front cover for Multisensor EK-ES2-TP - 71 Series  | <b>EK-T1Q-...-ES2</b>    | 124 |

|   |                        |          |
|---|------------------------|----------|
| Full front cover for Multisensor EK-ET2-TP - 71 Series  | <b>EK-T1Q-...-ET2</b>  | 123      |
| Gateway BACnet - KNX  | <b>EK-BJ1-TP-IP</b>    | 224      |
| Gateway DALI - KNX  | <b>EK-BG1-TP</b>       | 228      |
| Gateway DMX - KNX   | <b>EK-BJ1-TP-MSTP</b>  | 224      |
| Gateway M-Bus - KNX   | <b>EK-BK1-TP</b>       | 225      |
| Gateway Modbus RS485 - KNX  | <b>EK-BH1-TP-485</b>   | 222      |
| Gateway Modbus TCP/IP - KNX   | <b>EK-BH1-TP-TCP</b>   | 223      |
| Gateway PROFINET - KNX  | <b>EK-BN1-TP</b>       | 227      |
| Gateway PROFINET - KNX - max 160 slave devices  | <b>EK-BM1-TP-160</b>   | 226      |
| Gateway PROFINET - KNX - max 20 slave devices   | <b>EK-BM1-TP-20</b>    | 226      |
| Gateway PROFINET - KNX - max 40 slave devices   | <b>EK-BM1-TP-40</b>    | 226      |
| Gateway PROFINET - KNX - max 80 slave devices   | <b>EK-BM1-TP-80</b>    | 226      |
| GPS Module  | <b>EK-GPS-1</b>        | 184      |
| Input/output module for hotel applications  | <b>EK-HO1-TP</b>       | 206      |
| Input/output module for office applications   | <b>EK-HU1-TP</b>       | 205      |
| IP interface and IP router  | <b>EK-BB1-TP</b>       | 187      |
| IP interface and IP router  | <b>EK-BC1-TP</b>       | 188      |
| IR Remote Controller (presence sensors)   | <b>EK-QR6-IR</b>       | 77-78-79 |
| Kit with network analyzer and Rogowski coils - 3 Rogowski coils 30 cm length  | <b>EK-MEK-30</b>       | 233      |
| Kit with network analyzer and Rogowski coils - 3 Rogowski coils 45 cm length  | <b>EK-MEK-45</b>       | 233      |
| Kit with network analyzer and Rogowski coils - 3 Rogowski coils 70 cm length  | <b>EK-MEK-70</b>       | 233      |
| KNX communication module  | <b>EK-MC1-TP</b>       | 238      |
| Lens with cover for sensor EK-SM2-TP - ice white  | <b>EK-CLM-GAA</b>      | 76       |
| Lens with cover for sensor EK-SM2-TP - other colours on request   | <b>EK-CLM-GA_</b>      | 76       |
| Line / area coupler   | <b>EK-BA1-TP</b>       | 186      |
| Load monitoring and control interface   | <b>EK-CF2-TP</b>       | 194      |
| Mixing actuator   | <b>EK-HH1-TP</b>       | 216      |
| Modbus communication module   | <b>EK-MC1-MD</b>       | 237      |
| Movement sensor   | <b>EK-SM2-TP</b>       | 76       |
| Multisensor quality air with regulator - mounting with square frame of Form or Flank series                           | <b>EK-ET2-TP</b>       | 106      |
| Multisensor quality air with regulator - mounting without frame ('NF series)  | <b>EK-ET2-TP-NF</b>    | 106      |
| Multisensor quality air with regulator - mounting without frame ('NF series) - white profile                          | <b>EK-ET2-TP-NFW</b>   | 106      |
| Multisensor quality air with regulator for rectangular wall-box - mounting with square frame of Form or Flank series  | <b>EK-ET2-TP-R</b>     | 107      |
| Multisensor quality air with regulator for rectangular wall-box - mounting without frame ('NF series)                 | <b>EK-ET2-TP-NF-R</b>  | 107      |
| Multisensor quality air with regulator for rectangular wall-box - mounting without frame ('NF series) - white profile | <b>EK-ET2-TP-NFW-R</b> | 107      |



## Index by description

|   |                         |     |   |                          |     |
|---|-------------------------|-----|---|--------------------------|-----|
| Multisensor with humidity, TVOC and CO2 eq. regulator - mounting with square frame of Form or Flank series                          | <b>EK-ES2-TP</b>        | 108 | Room thermostat - FF series with relative humidity sensor - mounting with square frame of Form or Flank series - red / white led  | <b>EK-EQ2-TP-RW</b>      | 66  |
| Multisensor with humidity, TVOC and CO2 eq. regulator - mounting without frame (NF series)  | <b>EK-ES2-TP-NF</b>     | 108 | Room thermostat - FF series with relative humidity sensor - mounting without frame (NF series) - blue / green led                 | <b>EK-EQ2-TP-BG-NF</b>   | 66  |
| Multisensor with humidity, TVOC and CO2 eq. regulator - mounting without frame (NF series) - white profile                          | <b>EK-ES2-TP-NFW</b>    | 108 | Room thermostat - FF series with relative humidity sensor - mounting without frame (NF series) - blue / green led - white profile | <b>EK-EQ2-TP-BG-NFW</b>  | 66  |
| Multisensor with humidity, TVOC and CO2 eq. regulator for rectangular wall-box - mounting with square frame of Form or Flank series | <b>EK-ES2-TP-R</b>      | 109 | Room thermostat - FF series with relative humidity sensor - mounting without frame (NF series) - red / white led                  | <b>EK-EQ2-TP-RW-NF</b>   | 66  |
| Multisensor with humidity, TVOC and CO2 eq. regulator for rectangular wall-box - mounting without frame (NF series)                 | <b>EK-ES2-TP-NF-R</b>   | 109 | Room thermostat - FF series with relative humidity sensor - mounting without frame (NF series) - red / white led - white profile  | <b>EK-EQ2-TP-RW-NFW</b>  | 66  |
| Multisensor with humidity, TVOC and CO2 eq. regulator for rectangular wall-box - mounting without frame (NF series) - white profile | <b>EK-ES2-TP-NFW-R</b>  | 109 | Room thermostat for rectangular wall-box - 71 series - mounting with square frame of Form or Flank series                         | <b>EK-E72-TP-R</b>       | 105 |
| Network analyzer  | <b>EK-ME1-MDB</b>       | 232 | Room thermostat for rectangular wall-box - 71 series - mounting without frame (NF series)   | <b>EK-E72-TP-NF-R</b>    | 105 |
| NF plate with 120 x 60 mm window  | <b>EK-P2C-...</b>       | 149 | Room thermostat for rectangular wall-box - 71 series - mounting without frame (NF series) - white profile                         | <b>EK-E72-TP-NFW-R</b>   | 105 |
| NTC 10 kΩ temperature sensors - air mass  | <b>EK-STL-10K-3435</b>  | 217 | Router Tosibox® Lock 150  | <b>EK-DEL-TBL1</b>       | 116 |
| NTC 10 kΩ temperature sensors - contact   | <b>EK-STC-10K-3435</b>  | 217 | Router Tosibox® Lock 500  | <b>EK-TBL5</b>           | 116 |
| NTC 10 kΩ temperature sensors - immersion   | <b>EK-STI-10K-3435</b>  | 217 | Router Tosibox® Lock 500i   | <b>EK-DEL-TBL5-SIM</b>   | 116 |
| NTC 10 kΩ temperature sensors - outdoor   | <b>EK-STE-10K-3435</b>  | 217 | Set 2 square rockers for room thermostats - FF series   | <b>EK-TQQ-...-EP2</b>    | 121 |
| Pocket Box  | <b>EK-POC-BOX-EN</b>    | 256 | Smart-card - Client logo  | <b>EK-TCC-10</b>         | 115 |
| Presence sensor for ceiling mounting  | <b>EK-DG2-TP</b>        | 78  | Smart-card - Ekinex logo  | <b>EK-TCE-10</b>         | 115 |
| Presence sensor for outdoor mounting  | <b>EK-DH4-TP</b>        | 79  | SMART-U PLC - Ethernet port   | <b>EK-IC1</b>            | 220 |
| Presence sensors for ceiling/counter-ceiling mounting   | <b>EK-DF2-TP</b>        | 77  | SMART-U PLC - Ethernet port or Wi-Fi connection   | <b>EK-IB1</b>            | 220 |
| Rectangular frame - Flank series  | <b>EK-FLR-...</b>       | 132 | Software License up to 100 reader   | <b>EK-ACC-L100</b>       | 115 |
| Rectangular frame - Form series   | <b>EK-FOR-...</b>       | 131 | Software License up to 12 reader  | <b>EK-ACC-L12</b>        | 115 |
| Rectangular mounting support - 6-fold pushbutton and Touch&See with 2-fold pushbutton of FF series                                  | <b>EK-SMR</b>           | 151 | Software License up to 200 reader   | <b>EK-ACC-L200</b>       | 115 |
| Rectangular mounting support - devices of 20venti or 71 series  | <b>EK-SMR-71</b>        | 151 | Software License up to 25 reader  | <b>EK-ACC-L25</b>        | 115 |
| Rectangular plate - window 45 x 45 mm   | <b>EK-PRP-...</b>       | 135 | Software License up to 50 reader  | <b>EK-ACC-L50</b>        | 115 |
| Rectangular plate - window 55 x 55 mm   | <b>EK-PRG-...</b>       | 135 | Spring for snapping on wall-mounting devices  | <b>EK-MAR-1</b>          | 196 |
| Rectangular plate - window 60 x 60 mm   | <b>EK-PRS</b>           | 135 | Spring for snapping on wall-mounting devices - Package 5 pcs.   | <b>EK-MAR-5</b>          | 196 |
| Room thermostat - 71 series - mounting with square frame of Form or Flank series  | <b>EK-E72-TP</b>        | 104 | Square frame - Flank series   | <b>EK-FLQ-...</b>        | 132 |
| Room thermostat - 71 series - mounting without frame (NF series)  | <b>EK-E72-TP-NF</b>     | 104 | Square frame - Form series  | <b>EK-FOQ-...</b>        | 131 |
| Room thermostat - 71 series - mounting without frame (NF series) - white profile  | <b>EK-E72-TP-NFW</b>    | 104 | Square mounting support - devices of 20venti or 71 series and 4-fold pushbutton of FF series                                      | <b>EK-SMQ-71</b>         | 151 |
| Room thermostat - FF series - mounting with square frame of Form or Flank series - blue / green led                                 | <b>EK-EP2-TP</b>        | 65  | Square mounting support - thermostats and Touch&See FF series   | <b>EK-SMQ</b>            | 151 |
| Room thermostat - FF series - mounting with square frame of Form or Flank series - red / white led                                  | <b>EK-EP2-TP-RW</b>     | 65  | Square plate - window 45 x 45 mm  | <b>EK-PQP-...</b>        | 134 |
| Room thermostat - FF series - mounting without frame (NF series) - blue / green led   | <b>EK-EP2-TP-BG-NF</b>  | 65  | Square plate - window 55 x 55 mm  | <b>EK-PQG-...</b>        | 134 |
| Room thermostat - FF series - mounting without frame (NF series) - blue / green led - white profile                                 | <b>EK-EP2-TP-BG-NFW</b> | 65  | Square plate - window 60 x 60 mm  | <b>EK-PQS-...</b>        | 134 |
| Room thermostat - FF series - mounting without frame (NF series) - red / white led  | <b>EK-EP2-TP-RW-NF</b>  | 65  | Square rockers for 6-fold pushbuttons and Touch&See - FF series   | <b>EK-TQQ-...</b>        | 120 |
| Room thermostat - FF series - mounting without frame (NF series) - red / white led - white profile                                  | <b>EK-EP2-TP-RW-NFW</b> | 65  | Style box 20venti series  | <b>EK-SB4-20VENTI</b>    | 258 |
| Room thermostat - FF series with relative humidity sensor - mounting with square frame of Form or Flank series - blue / green led   | <b>EK-EQ2-TP</b>        | 66  | Style box 71 series - Deep  | <b>EK-SB4-71-DEEP</b>    | 258 |
|   |                         |     | Style box 71 series - Surface   | <b>EK-SB4-71-SURFACE</b> | 258 |
|   |                         |     | Style box Delégo panel 5"   | <b>EK-SB4-5PAN</b>       | 258 |

## Index by description

|   |                         |          |
|---|-------------------------|----------|
| Style box FF series - Form  | <b>EK-SB4-FF-FORM</b>   | 258      |
| Style Case  | <b>EK-SC1-01</b>        | 258      |
| Support for DIN-rail mounting   | <b>EK-SMG-35-1</b>      | 196      |
| Support for DIN-rail mounting - Package 5 pcs.  | <b>EK-SMG-35-5</b>      | 196      |
| Support for external mounting (presence sensors)  | <b>EK-QS3</b>           | 77-78-79 |
| Surface double plate - window 45 x 45 mm (1) - window 60 x 60 mm (1)                    | <b>EK-S2F</b>           | 143      |
| Surface double plate - window 45 x 45 mm (2)  | <b>EK-S2E</b>           | 143      |
| Surface double plate - window 55 x 55 mm (1) - window 60 x 60 mm (1)                    | <b>EK-S2G-...</b>       | 143      |
| Surface double plate - window 55 x 55 mm (2)  | <b>EK-S2P-...</b>       | 143      |
| Surface double plate - window 60 x 60 mm (2)  | <b>EK-S2S-...</b>       | 143      |
| Surface plate with 120 x 60 mm window   | <b>EK-S2C-...</b>       | 150      |
| Surface rectangular plate - window 60 x 60 mm   | <b>EK-SRS</b>           | 142      |
| Surface rectangular plate - window 68 x 45 mm   | <b>EK-SRG-...</b>       | 142      |
| Surface square plate - window 30 x 60 mm  | <b>EK-SQT-...</b>       | 141      |
| Surface square plate - window 45 x 45 mm  | <b>EK-SQP-...</b>       | 141      |
| Surface square plate - window 55 x 55 mm  | <b>EK-SQG-...</b>       | 141      |
| Surface square plate - window 60 x 60 mm  | <b>EK-SQS-...</b>       | 141      |
| Tech Case advanced version  | <b>EK-TCA-TP</b>        | 259      |
| Tech Case basic version   | <b>EK-TCB-TP</b>        | 259      |
| Template for side-by-side mounting of FF series with Flank frames                       | <b>EK-DFL</b>           | 152      |
| Template for side-by-side mounting of FF series with Form frames                        | <b>EK-DFO</b>           | 152      |
| Template for Surface plates - devices of 71 series                                      | <b>EK-DPS-D-1</b>       | 144      |
| Template for Surface plates - devices of 71 series - Package 5 pcs.                     | <b>EK-DPS-D-5</b>       | 144      |
| Template for Surface plates - standard flush-mounted inserts                            | <b>EK-DPS-Q-1</b>       | 144      |
| Template for Surface plates - standard flush-mounted inserts                            | <b>EK-DPS-R-1</b>       | 144      |
| Template for Surface plates - standard flush-mounted inserts - Package 5 pcs.           | <b>EK-DPS-Q-5</b>       | 144      |
| Template for Surface plates - standard flush-mounted inserts - Package 5 pcs.           | <b>EK-DPS-R-5</b>       | 144      |
| Terminal blocks - red/black - bus connection  | <b>EK-MNR-TP</b>        | 239      |
| Terminal blocks - yellow/white - SELV connection  | <b>EK-MGB-TP</b>        | 239      |
| Time / astronomical digital switch  | <b>EK-TM1-TP</b>        | 184      |
| Tosibox® Key cryptographic micro-controller that realizes 1 client PC + 1 mobile client | <b>EK-DEL-TBK1</b>      | 117-220  |
| Tosibox® SoftKey software key to be combined with a key, with Sub Key function          | <b>EK-DEL-TBSK1</b>     | 117      |
| Touch&See display - mounting with square frame of Form or Flank series                  | <b>EK-EC2-TP</b>        | 72       |
| Touch&See display - mounting without frame (*NF Series)                                 | <b>EK-EC2-TP-00-NF</b>  | 72       |
| Touch&See display - mounting without frame (*NF Series) - white profile                 | <b>EK-EC2-TP-00-NFW</b> | 72       |

|  |                        |     |
|--|------------------------|-----|
| Touch&See display with 2-fold pushbutton - mounting with square frame of Form or Flank series - blue / green led | <b>EK-EF2-TP</b>       | 73  |
| Touch&See display with 2-fold pushbutton - mounting with square frame of Form or Flank series - red / white led  | <b>EK-EF2-TP-RW</b>    | 73  |
| Universal interface 2 IN, 2 OUT  | <b>EK-CC2-TP</b>       | 191 |
| Universal interface 4 configurable IN, 4 OUT   | <b>EK-CG2-TP</b>       | 192 |
| Universal interface 4 IN, 2 OUT (relay 5A)   | <b>EK-CE2-TP</b>       | 193 |
| Universal interface 4 IN, 4 OUT  | <b>EK-CD2-TP</b>       | 191 |
| Upgrade server Delégo ADVANCED-PREMIUM   | <b>EK-DEL-UP-GR-AP</b> | 248 |
| Upgrade server Delégo BASIC-ADVANCED   | <b>EK-DEL-UPGR-BA</b>  | 248 |
| Upgrade server Delégo BASIC-PREMIUM  | <b>EK-DEL-UPGR-BP</b>  | 248 |
| USB interface  | <b>EK-BD1-TP</b>       | 185 |
| Voice control interface - KNX  | <b>EK-BW1-TP</b>       | 229 |
| Voucher  | <b>EK-DEL-V1</b>       | 248 |

## Contacts

**EKINEX S.p.A.**

Via Novara, 37

I-28010 Vaprio d'Agogna NO - ITALY

T +39 0321 1828980

info@ekinex.com

www.ekinex.com



### **Ekinex® product catalogue - November 2020**

The technical information included in this catalogue is to be deemed purely indicative.  
The company reserves the right to modify any piece of information with no advance notice.

For installation, connection and commissioning of Ekinex® devices, please refer to the related technical documentation.

For the availability of Ekinex® products on your market, please contact the Ekinex® sales department (sales@ekinex.com).

© EKINEX S.p.A. 2020. The reproduction of any part of this catalog requires prior written consent of Ekinex S.p.A

#### **Credits**

|                     |  |
|---------------------|--|
| Art direction       | Marketing & Communication Ekinex®  |
| Graphic Design      | Marketing & Communication Ekinex®  |
| Product development | R&D Ekinex®  |
| Editing             | R&D Ekinex®  |
| Print               | Tipolitografia Testori Snc   |
| Photos              | Architecture intérieure: agence Superstane, Lille (FR). Photo © Stéphane Waroczyk, 2019<br>Giorgio Possenti<br>Vito Corvasce |







[www.ekinex.com](http://www.ekinex.com)